

10 Yield Gushing Energy Stocks

<http://www.energystockchannel.com/>

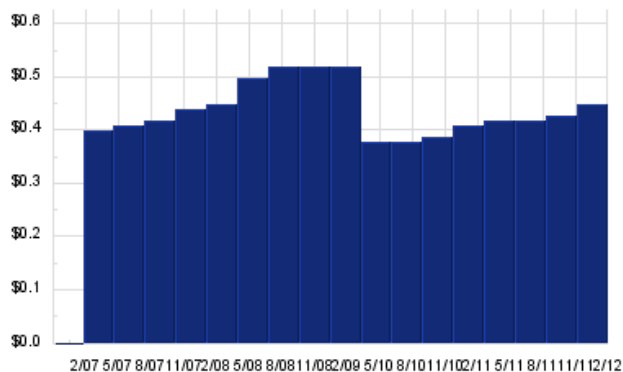
Energy Stock Channel paired our coverage universe of energy stocks, with Dividend Channel's proprietary DividendRank formula, to bring you this list of 10 top ranked energy dividend stocks. The DividendRank formula considers a variety of data – dividend history & yield, book value, quarterly earnings – and compares it to the stock's trading data to come up with certain calculations about profitability and about the stock's valuation (whether we think it looks "cheap" or "expensive"). The result is this list of the top most "interesting" ideas that merit further research.



BBEP — Key Stats

Name:	BreitBurn Energy Partners LP
Website:	www.breitburn.com
Sector:	Oil & Gas Exploration & Production
36 Month Beta:	0.49
Total Market Cap:	\$1,227,000,000
% Held by Institutions:	32.53%
% Held by ETFs:	0.15%

BBEP Dividend History



TickerTech.com Apr 19, 2012

BBEP — 10.2% Yield

BreitBurn Energy Partners LP

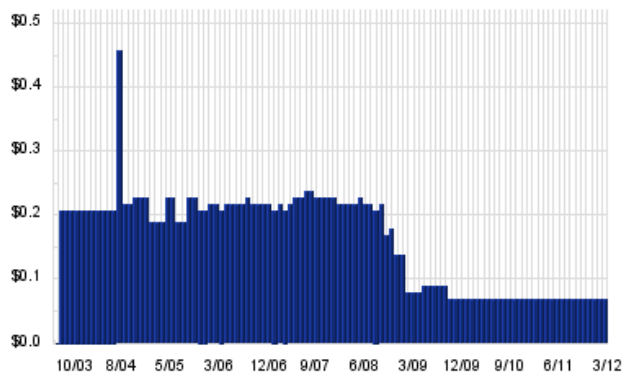


BreitBurn Energy Partners is an independent oil and gas partnership focused on the acquisition, exploitation and development of oil and gas properties in the U.S. Co.'s assets consist primarily of producing and non-producing crude oil and natural gas reserves located mainly in the Antrim Shale and other non-Antrim formations in Michigan, the Los Angeles Basin in California, the Wind River and Big Horn Basins in central Wyoming, the Sunniland Trend in Florida and the New Albany Shale in Indiana and Kentucky. As of Dec 31 2010, Co.'s total estimated proved reserves were 118.9 million barrels of oil equivalent, of which approximately 65.0 % was natural gas and 35.0% was crude oil.

PGH — Key Stats

Name:	Pengrowth Energy Corp
Website:	www.pengrowth.com
Sector:	Oil & Gas Exploration & Production
36 Month Beta:	1.51
Total Market Cap:	\$2,911,000,000
% Held by Institutions:	35.14%
% Held by ETFs:	0.17%

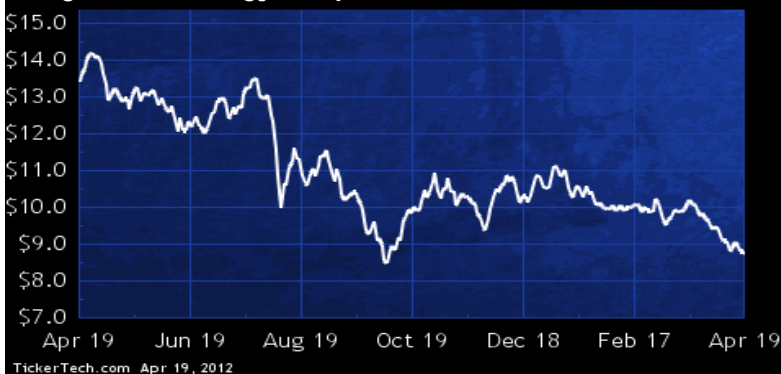
PGH Dividend History



TickerTech.com Apr 19, 2012

PGH — 9.6% Yield

Pengrowth Energy Corp

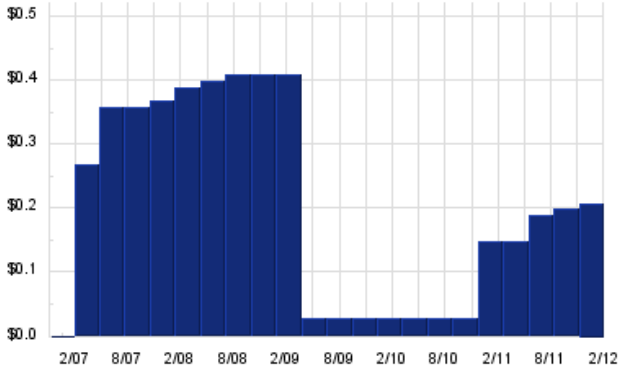


Pengrowth Energy is a Canadian resource company that is engaged in the production, development, exploration and acquisition of oil and natural gas assets. As of Dec 31 2010, total gross proved reserves for light and medium oil consisted of 80,746 thousands of barrels ("Mbbbl"), heavy oil consisted of 15,138 Mbbbl, natural gas liquids consisted of 20,726 Mbbbl, natural gas consisted of 531,374 millions of cubic feet ("MMcf") and coal bed methane consisted of 48,262 MMcf.

EROC – Key Stats

Name:	Eagle Rock Energy Partners LP
Website:	www.eaglerockenergy.com
Sector:	Oil & Gas Equipment & Services
36 Month Beta:	0.96
Total Market Cap:	\$1,191,000,000
% Held by Institutions:	61.14%
% Held by ETFs:	0.01%

EROC Dividend History



TickerTech.com Apr 19, 2012

EROC – 9.2% Yield

Eagle Rock Energy Partners LP

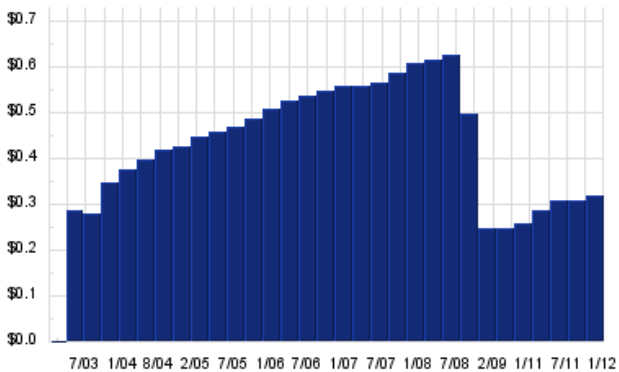


Eagle Rock Energy Partners is a limited partnership engaged in the business of gathering, compressing, treating, processing and transporting natural gas, fractionating and transporting natural gas liquids (NGLs) and marketing natural gas, condensate and NGLs in the Texas Panhandle, East Texas/Louisiana, South Texas, West Texas and Gulf of Mexico regions; and acquiring, developing and producing interests in oil and natural gas properties in Southern Alabama, East Texas, South Texas and West Texas. At Dec 31 2010, Co.'s proved reserves included about 38.40 billion cubic feet of natural gas, 8.7 million barrels of crude oil, and 6.2 million barrels of NGLs, of which 89.0% were proved developed.

XTEX – Key Stats

Name:	Crosstex Energy LP
Website:	www.crosstexenergy.com
Sector:	Oil & Gas Refining & Marketing

XTEX Dividend History



TickerTech.com Apr 19, 2012

XTEX – 7.6% Yield

Crosstex Energy LP

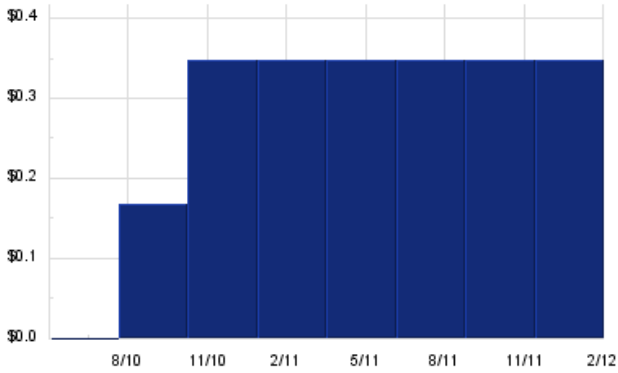


Crosstex Energy is engaged in the gathering, processing, transmission and marketing of natural gas and natural gas liquids (NGLs). Co. processes natural gas for the removal of NGLs, fractionate NGLs into purity products and market those products for a fee, transports natural gas and provides natural gas to a variety of markets. Co. purchases natural gas from natural gas producers and other supply sources and sells that natural gas to utilities, industrial consumers, other marketers and pipelines. Co. also purchases natural gas from producers not connected to its gathering systems for resale and sells natural gas on behalf of producers.

NKA — Key Stats

Name:	Niska Gas Storage Partners LLC
Website:	www.niskapartners.com
Sector:	Oil & Gas Exploration & Production
36 Month Beta:	1.11
Total Market Cap:	\$322,000,000
% Held by Institutions:	NA%
% Held by ETFs:	0.70%

NKA Dividend History



TickerTech.com Apr 19, 2012

NKA — 14.7% Yield

Niska Gas Storage Partners LLC



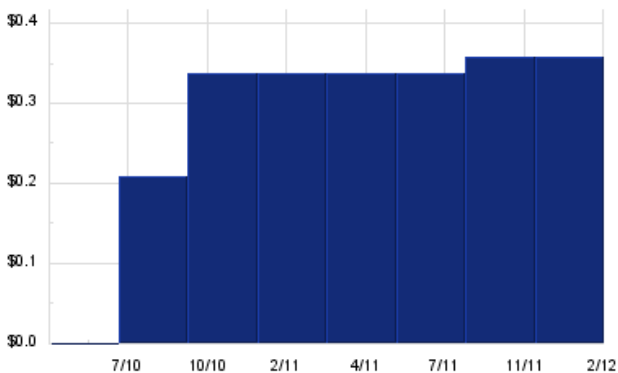
TickerTech.com Apr 19, 2012

Niska Gas Storage Partners owns and operates natural gas storage assets. Co. stores natural gas for a range of customers, such as financial institutions, marketers, pipelines, power generators, utilities and producers of natural gas. Co. provides storage services under Long-Term Firm contracts, whereby customers pay monthly reservation fees in exchange for the right to inject, store and withdraw volumes of natural gas on days and for periods selected by them. Co. also provides services under Short-Term Firm contracts, whereby customer pays a fixed fee to inject certain quantity of natural gas on a specified date or dates and to store that gas in Co.'s storage facilities until withdrawa.

PNG — Key Stats

Name:	PAA Natural Gas Storage L P
Website:	www.pnglp.com
Sector:	Oil & Gas Exploration & Production

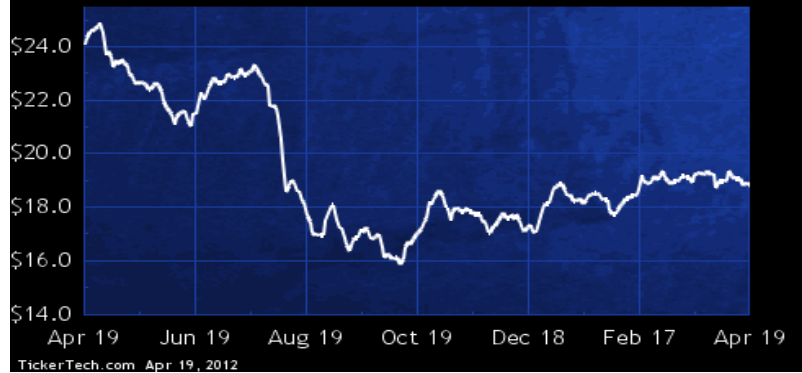
PNG Dividend History



TickerTech.com Apr 19, 2012

PNG — 7.6% Yield

PAA Natural Gas Storage L P



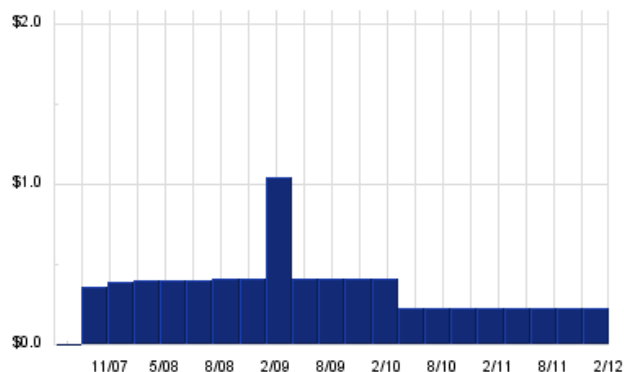
TickerTech.com Apr 19, 2012

PAA Natural Gas Storage is engaged in acquiring, developing, operating and commercializing management of natural gas storage facilities to a mix of customers, including local gas distribution companies, electric utilities, pipelines, direct industrial users, electric power generators, marketers, producers, liquefied natural gas importers and affiliates of such entities. As of Dec 31 2010, Co. owned and operated two natural gas storage facilities in Louisiana and Michigan that have an aggregate working gas storage capacity of 50.00 billion cubic feet and an aggregate peak injection and withdrawal capacity of 1.70 billion cubic feet per day and 3.20 billion cubic feet per day, respectively.

CPLP – Key Stats

Name:	Capital Product Partners L.P.
Website:	www.capitalpplp.com
Sector:	Oil & Gas Equipment & Services
36 Month Beta:	1.24
Total Market Cap:	\$318,000,000
% Held by Institutions:	67.43%
% Held by ETFs:	0.03%

CPLP Dividend History



TickerTech.com Apr 19, 2012

CPLP – 11.3% Yield

Capital Product Partners L.P.

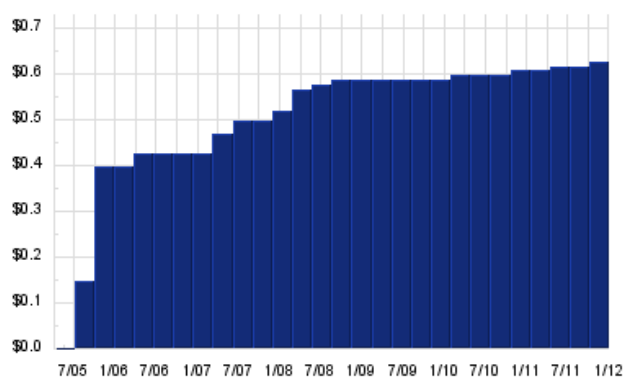


Capital Product Partners is an international tanker company and Co.'s vessels trade on a worldwide basis and are capable of carrying crude oil, refined oil products, such as gasoline, diesel, fuel oil and jet fuel, as well as edible oils and certain chemicals such as ethanol. Co.'s fleet consists of 21 double-hull tankers with an average age of approximately 4.6 years as of Jan. 31, 2011, including Ice Class 1A MR product tanker fleet of vessels and carrying capacity with 69% of the fleet total days in 2011 secured under period charter coverage.

TLP – Key Stats

Name:	Transmontaigne Partners L.P.
Website:	www.transmontaignepartners.com
Sector:	Oil & Gas Equipment & Services
36 Month Beta:	0.54
Total Market Cap:	\$491,000,000
% Held by Institutions:	34.83%
% Held by ETFs:	0.06%

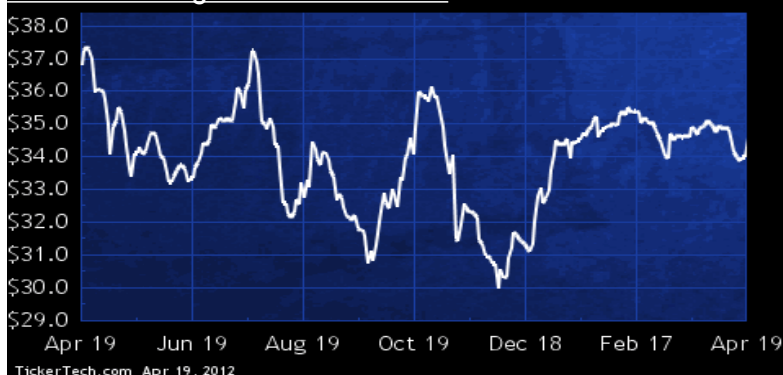
TLP Dividend History



TickerTech.com Apr 19, 2012

TLP – 7.3% Yield

Transmontaigne Partners L.P.

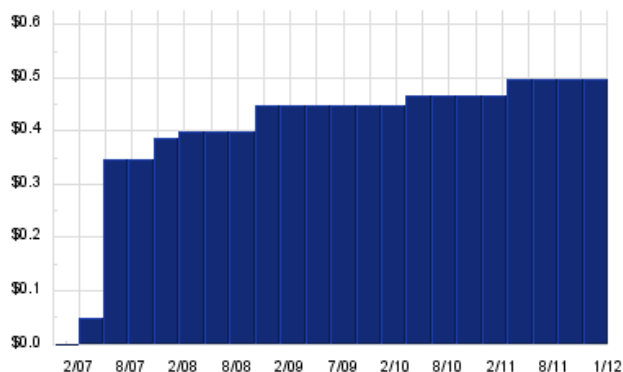


Transmontaigne Partners is a terminaling and transportation company with operations primarily in the U.S. along the Gulf Coast, in the Midwest, in Brownsville, TX, along the Mississippi and Ohio Rivers, and in the Southeast. Co. provides integrated terminaling, storage, transportation and related services for customers engaged in the distribution and marketing of light refined petroleum products, heavy refined petroleum products, crude oil, chemicals, fertilizers and other liquid products. Light refined products include gasolines, diesel fuels, heating oil and jet fuels. Heavy refined products include residual fuel oils and asphalt.

TOO – Key Stats

Name:	Teekay Offshore Partners L.P.
Website:	www.teekayoffshore.com
Sector:	Oil & Gas Equipment & Services
36 Month Beta:	0.68
Total Market Cap:	\$1,607,000,000
% Held by Institutions:	NA%
% Held by ETFs:	0.30%

TOO Dividend History



TickerTech.com Apr 19, 2012

TOO – 7.1% Yield

Teekay Offshore Partners L.P.

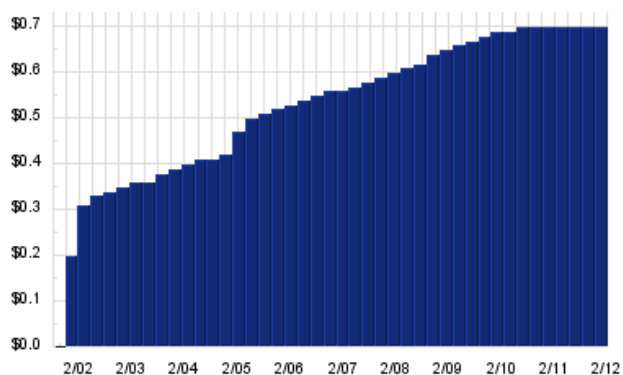


Teekay Offshore Partners provides marine transportation and storage services to energy and oil service companies or their affiliates. A shuttle tanker is a specialized ship designed to transport crude oil and condensates from offshore oil field installations to onshore terminals and refineries. Conventional oil tankers are used for transcontinental seaborne transportation of oil. Floating storage and off-take units provide on-site storage for oil field installations that have no storage facilities. Floating production, storage and offloading units are offshore production facilities that are typically ship-shaped and store processed crude oil in tanks located in the hull of the vessel.

NRGY – Key Stats

Name:	Inergy L.P.
Website:	www.inergyip.com
Sector:	Oil & Gas Equipment & Services
36 Month Beta:	0.79
Total Market Cap:	\$1,906,000,000
% Held by Institutions:	31.69%
% Held by ETFs:	0.25%

NRGY Dividend History



TickerTech.com Apr 19, 2012

NRGY – 17.9% Yield

Inergy L.P.



Inergy owns and operates a retail and wholesale propane supply, marketing and distribution business. As of Oct 31 2011, Co. served retail customers in 33 states from 338 customer service centers. Co.'s wholesale supply, marketing and distribution business provides propane procurement, transportation and supply and price risk management services to its customer service centers, as well as to independent dealers, multistate marketers, and petrochemical companies, among others. Co. also owns and operates a midstream business with natural gas storage and transportation operations, natural gas liquid processing, fractionation, storage and marketing operations, and salt production operations.

 **Energy Stock Channel**

 **Dividend Channel**

Nothing in Dividend Channel is intended to be investment advice, nor does it represent the opinion of, counsel from, or recommendations by BNK Invest Inc. or any of its affiliates, subsidiaries or partners. None of the information contained herein constitutes a recommendation that any particular security, portfolio, transaction, or investment strategy is suitable for any specific person. All viewers agree that under no circumstances will BNK Invest, Inc., its subsidiaries, partners, officers, employees, affiliates, or agents be held liable for any loss or damage caused by your reliance on information obtained. By visiting, using or viewing this site, you agree to the following [Full Disclaimer & Terms of Service](#). Video widget and dividend videos powered by Market News Video. Quote data delayed at least 20 minutes; [data powered by Ticker Technologies](#), and Mergent. [Contact Dividend Channel](#); [Meet Our Editorial Staff](#).