

10 Yield Gushing Energy Stocks

<http://www.energystockchannel.com/>

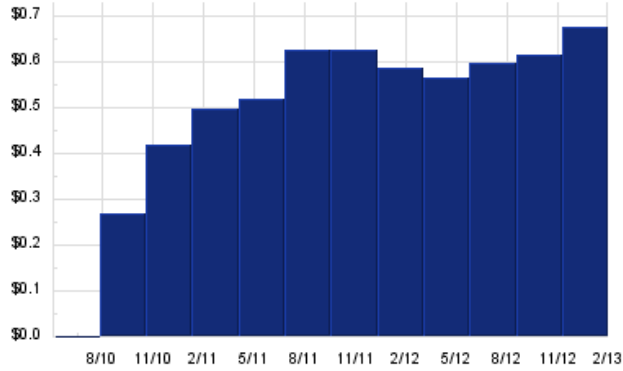
Energy Stock Channel paired our coverage universe of energy stocks, with Dividend Channel's proprietary DividendRank formula, to bring you this list of 10 top ranked energy dividend stocks. The DividendRank formula considers a variety of data – dividend history & yield, book value, quarterly earnings – and compares it to the stock's trading data to come up with certain calculations about profitability and about the stock's valuation (whether we think it looks "cheap" or "expensive"). The result is this list of the top most "interesting" ideas that merit further research.



ECT – Key Stats

Name: ECA Marcellus Trust I
Sector: Rental, Leasing, & Royalty

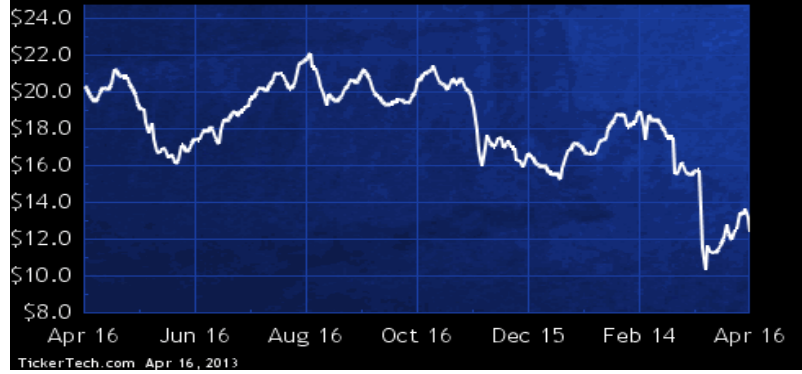
ECT Dividend History



TickerTech.com Apr 16, 2013

ECT – 22.0% Yield

ECA Marcellus Trust I



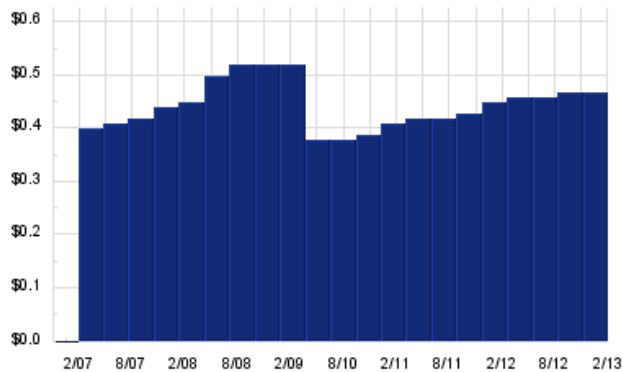
TickerTech.com Apr 16, 2013

ECA Marcellus Trust I is a statutory trust. At Dec 31 2011, Co. owned royalty interests in 14 producing horizontal natural gas wells producing from the Marcellus Shale formation, all of which were online and were located in Greene County, PA and royalty interests in 31 development wells that were online and producing, and nine development wells that were drilled but awaiting completion procedures in the Marcellus Shale formation. As of Dec 31 2011, the total gas reserves attributable to Co.'s interests were 81.72 billion cubic feet (Bcf). This amount included 67.25 Bcf of proved developed reserves and 14.47 Bcf of proved undeveloped reserves.

BBEP – Key Stats

Name: BreitBurn Energy Partners LP
Website: www.breitburn.com
Sector: Oil & Gas Exploration & Production
36 Month Beta: 0.64
Total Market Cap: \$2,011,000,000
% Held by Institutions: 34.68%
% Held by ETFs: 0.03%

BBEP Dividend History



TickerTech.com Apr 16, 2013

BBEP – 9.7% Yield

BreitBurn Energy Partners LP



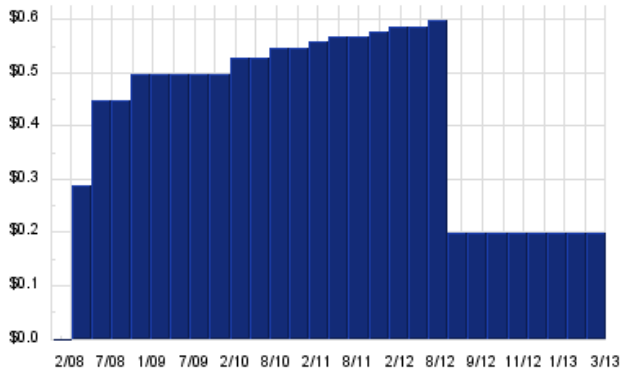
TickerTech.com Apr 16, 2013

BreitBurn Energy Partners is an independent oil and gas partnership focused on the acquisition, exploitation and development of oil and gas properties. Co.'s assets are located in: the Antrim Shale and other non-Antrim formations in Michigan; the Evanston and Green River Basins in southwestern Wyoming; the Wind River and Big Horn Basins in central Wyoming; the Powder River Basin in eastern Wyoming; the Los Angeles Basin in California; the Sunniland Trend in Florida; and the New Albany Shale in Indiana and Kentucky. As of Dec 31 2011, Co.'s total estimated proved reserves were 151.1 million barrels of oil equivalent, of which approximately 65.0 % was natural gas and 35.0% was crude oil.

VNR – Key Stats

Name: Vanguard Natural Resource LLC
 Website: www.vnrllc.com
 Sector: Oil & Gas Exploration & Production

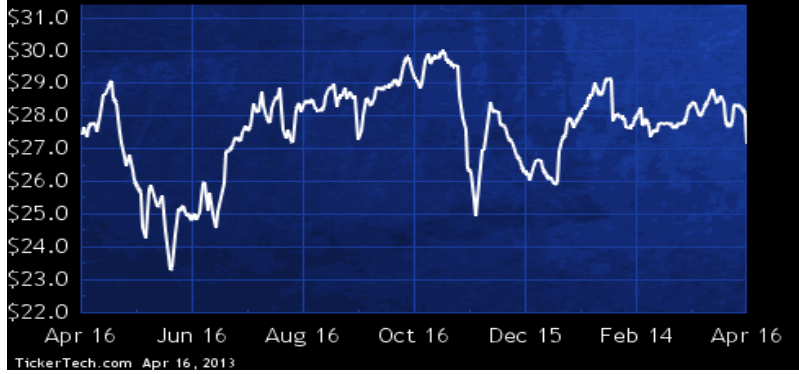
VNR Dividend History



TickerTech.com Apr 16, 2013

VNR – 8.9% Yield

Vanguard Natural Resource LLC

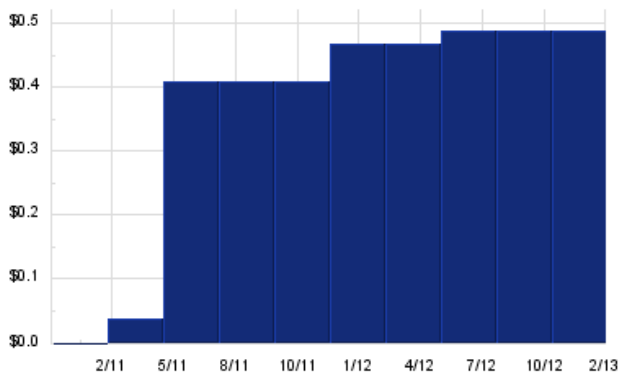


Vanguard Natural Resource is engaged in the acquisition and development of oil and natural gas properties. Co. owns properties and oil and natural gas reserves in: the Permian Basin in West Texas and New Mexico; the Big Horn Basin in Wyoming and Montana; the southern portion of the Appalachian Basin, primarily in southeast Kentucky and northeast Tennessee; South Texas; the Williston Basin in North Dakota and Montana; Mississippi; and the Arkoma Basin in Arkansas and Oklahoma. At Dec 31 2011, Co.'s estimated proved developed and undeveloped reserves for crude oil, natural gas, and natural gas liquids were 44.8 million barrels, 163.00 billion cubic feet, and 7.4 million barrels, respectively.

QRE – Key Stats

Name: QR Energy LP
 Website: www.qrenergylp.com
 Sector: Oil & Gas Exploration & Production
 36 Month Beta: 0.84
 Total Market Cap: \$674,000,000
 % Held by Institutions: NA%
 % Held by ETFs: 0.11%

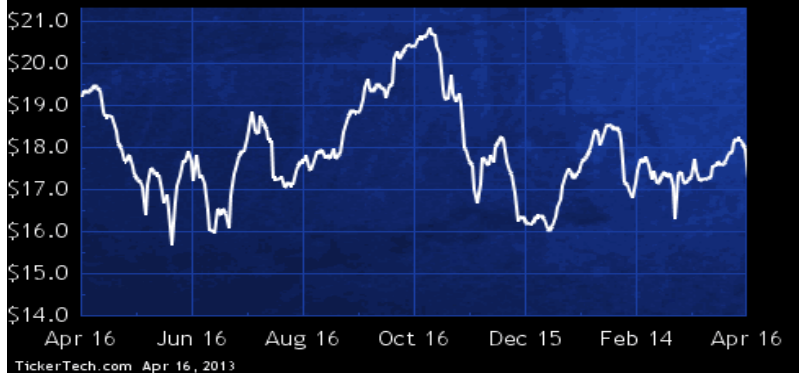
QRE Dividend History



TickerTech.com Apr 16, 2013

QRE – 11.3% Yield

QR Energy LP

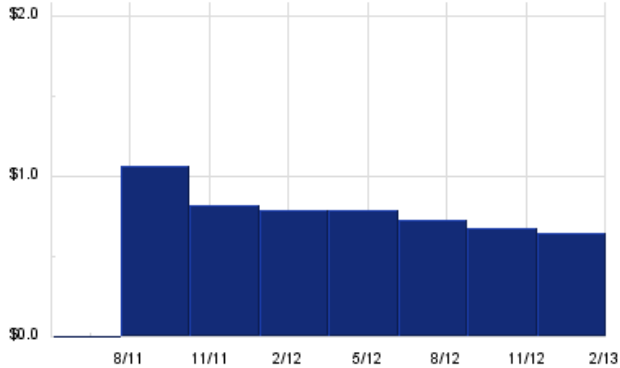


QR Energy is engaged in the acquisition, exploitation, development and production of oil and natural gas properties. Co.'s business activities are conducted through its QRE Operating, LLC subsidiary. Co.'s properties are located in the Permian Basin (Texas and New Mexico) and the Ark-La-Tex (Arkansas, Louisiana and Texas), Mid-Continent (Oklahoma) and Gulf Coast (Florida and Alabama) areas. Co. designs and manages the development, recompletion or workover for all of the wells it operates. At Dec 31 2011, Co.'s total estimated proved reserves were about 75.2 million barrels of oil equivalent, of which about 56.0% were oil and natural gas liquids and 68.0% were proved developed reserves.

SDT – Key Stats

Name: SandRidge Mississippian Trust I
Sector: Oil & Gas Exploration & Production

SDT Dividend History



TickerTech.com Apr 16, 2013

SDT – 19.4% Yield

SandRidge Mississippian Trust I

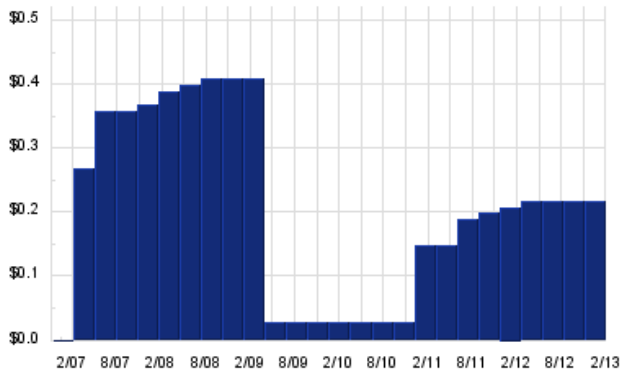


SandRidge Mississippian Trust I is a statutory trust engaged in holding royalty interests (Royalty Interests) conveyed by SandRidge Energy, Inc. (SandRidge) from its interests in certain properties in the Mississippian formation in Oklahoma. These Royalty Interests were derived from SandRidge's interests in: 36 wells producing at Dec. 31, 2010 and one additional well undergoing completion operations at that time; and the equivalent of 123 horizontal development wells to be drilled in the Mississippian formation within an area of mutual interest.

EROC – Key Stats

Name: Eagle Rock Energy Partners LP
Website: www.eaglerockenergy.com
Sector: Oil & Gas Equipment & Services
36 Month Beta: 1.13
Total Market Cap: \$1,386,000,000
% Held by Institutions: 63.18%
% Held by ETFs: 0.03%

EROC Dividend History



TickerTech.com Apr 16, 2013

EROC – 8.9% Yield

Eagle Rock Energy Partners LP

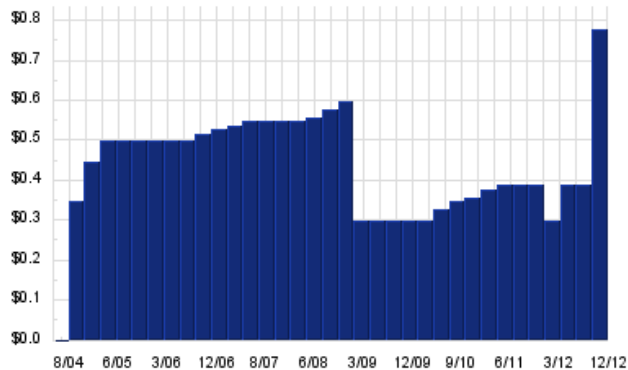


Eagle Rock Energy Partners is a domestically-focused limited partnership engaged in the following two businesses: Midstream Business - gathering, compressing, treating, processing, transporting, marketing and trading natural gas; fractionating, transporting and marketing natural gas liquids (NGLs); and crude oil logistics and marketing; and Upstream Business - developing and producing oil and natural gas property interests. At Dec 31 2011, Co.'s proved reserves included about 234.0 billion cubic feet of natural gas, 11.5 million barrels of crude oil, and 11.3 million barrels of NGLs, of which 76% were proved developed.

SFL – Key Stats

Name:	Ship Finance International Ltd
Website:	www.shipfinance.org
Sector:	Oil & Gas Equipment & Services
36 Month Beta:	1.09
Total Market Cap:	\$1,380,000,000
% Held by Institutions:	25.11%
% Held by ETFs:	2.08%

SFL Dividend History



TickerTech.com Apr 16, 2013

SFL – 9.3% Yield

Ship Finance International Ltd

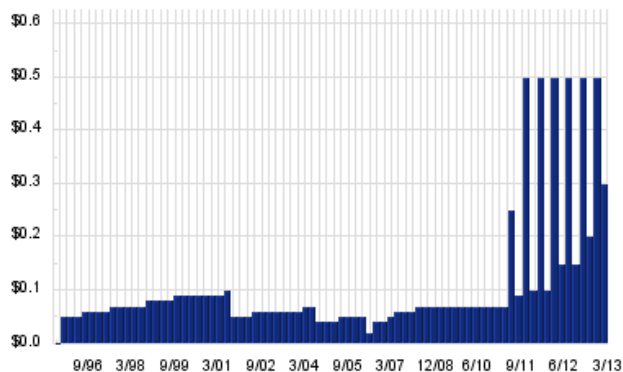


Ship Finance International is holding company. Through its subsidiaries, Co. is engaged in the ownership and operation of vessels and offshore related assets; as well as the charter, purchase and sale of assets. As of March 22 2011, Co. owned 29 oil tankers, 8 oil/bulk/ore carriers, 3 drybulk carriers, 9 container vessels, 2 jack-up drilling rigs, 3 ultra-deepwater drilling units, 6 offshore supply vessels and 2 chemical tankers.

HFC – Key Stats

Name:	HollyFrontier Corp.
Website:	www.hollycorp.com
Sector:	Oil & Gas Refining & Marketing
36 Month Beta:	3.03
Total Market Cap:	\$9,532,000,000
% Held by Institutions:	81.62%
% Held by ETFs:	4.69%

HFC Dividend History



TickerTech.com Apr 16, 2013

HFC – 2.6% Yield

HollyFrontier Corp.

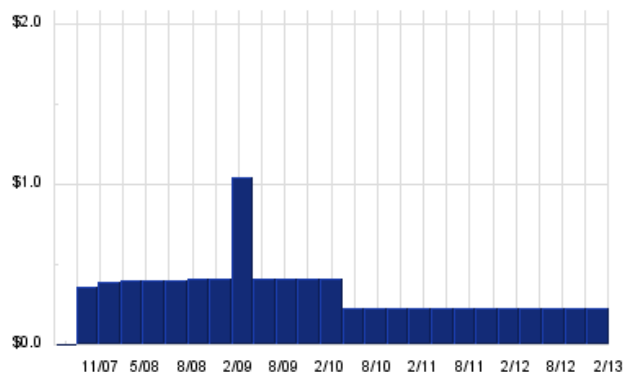


HollyFrontier is an independent petroleum refiner that produces light products such as gasoline, diesel fuel, jet fuel, lubricant products and asphalt. Co. has two reporting segments: Refining, which involves the purchase and refining of crude oil and wholesale and branded marketing of refined products; and Holly Energy Partners, L.P. (HEP), which is engaged in pipeline transportation, rental and terminalling operations as well as pipeline transportation services provided for Co.'s refining operations. As of Dec 31 2012, Co. owned a 44.0% interest in HEP, including the 2.0% general partner interest.

CPLP – Key Stats

Name:	Capital Product Partners L.P.
Website:	www.capitalpplp.com
Sector:	Oil & Gas Equipment & Services
36 Month Beta:	1.62
Total Market Cap:	\$593,000,000
% Held by Institutions:	66.26%
% Held by ETFs:	0.02%

CPLP Dividend History



TickerTech.com Apr 16, 2013

CPLP – 11.4% Yield

Capital Product Partners L.P.

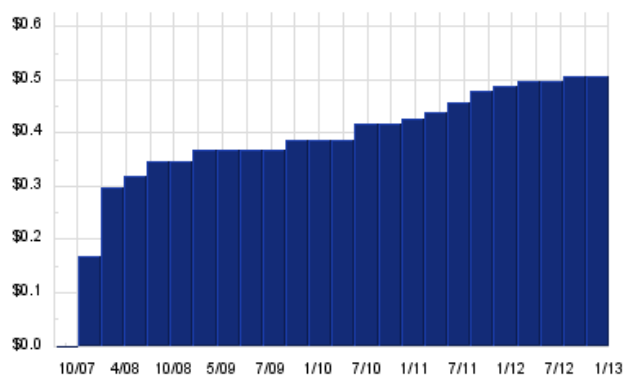


Capital Product Partners is an international tanker company and Co.'s vessels trade on a worldwide basis and are capable of carrying crude oil, refined oil products, such as gasoline, diesel, fuel oil and jet fuel, edible oils and certain chemicals such as ethanol as well as dry cargo and containerized goods. Co.'s fleet consists of 25 double-hull tankers with an average age of approximately 5.8 years as of Dec 31 2012, consists of four Suezmax crude oil tankers, 18 modern MR tankers all of which are classed as IMO II/III vessels, two postpanamax container carrier vessels and one Capesize bulk carrier.

CMLP – Key Stats

Name:	Crestwood Midstream Partners LP
Website:	www.crestwoodlp.com
Sector:	Oil & Gas Equipment & Services
36 Month Beta:	0.74
Total Market Cap:	\$1,027,000,000
% Held by Institutions:	NA%
% Held by ETFs:	0.02%

CMLP Dividend History



TickerTech.com Apr 16, 2013

CMLP – 8.6% Yield

Crestwood Midstream Partners LP



Crestwood Midstream Partners is primarily engaged in the gathering, processing, treating, compression, transportation and sale of natural gas and the delivery of natural gas liquids produced in the geological formations of the Barnett Shale in north Texas, the Avalon Shale area of southeastern New Mexico, the Fayetteville Shale in northwestern Arkansas, the Granite Wash in the Texas Panhandle and the Haynesville/Bossier Shale in western Louisiana. Co. conducts all of its operations in the midstream sector with three reportable operating segments. Barnett, Fayetteville and Granite Wash.

 **Energy Stock Channel**

 **Dividend Channel**

Nothing in Dividend Channel is intended to be investment advice, nor does it represent the opinion of, counsel from, or recommendations by BNK Invest Inc. or any of its affiliates, subsidiaries or partners. None of the information contained herein constitutes a recommendation that any particular security, portfolio, transaction, or investment strategy is suitable for any specific person. All viewers agree that under no circumstances will BNK Invest, Inc., its subsidiaries, partners, officers, employees, affiliates, or agents be held liable for any loss or damage caused by your reliance on information obtained. By visiting, using or viewing this site, you agree to the following [Full Disclaimer & Terms of Service](#). Video widget and dividend videos powered by Market News Video. Quote data delayed at least 20 minutes; [data powered by Ticker Technologies](#), and Mergent. [Contact Dividend Channel](#); [Meet Our Editorial Staff](#).