

10 Yield Gushing Energy Stocks

<http://www.energystockchannel.com/>

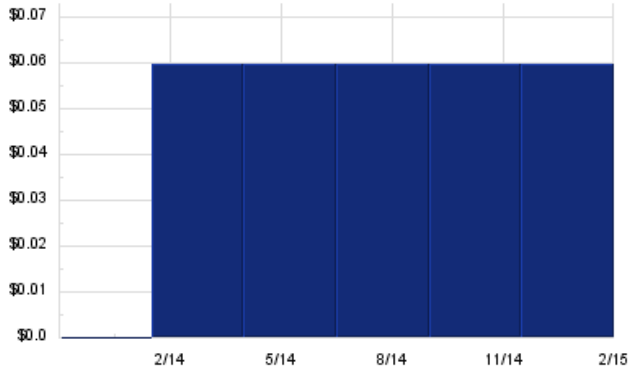
Energy Stock Channel paired our coverage universe of energy stocks, with Dividend Channel's proprietary DividendRank formula, to bring you this list of 10 top ranked energy dividend stocks. The DividendRank formula considers a variety of data – dividend history & yield, book value, quarterly earnings – and compares it to the stock's trading data to come up with certain calculations about profitability and about the stock's valuation (whether we think it looks "cheap" or "expensive"). The result is this list of the top most "interesting" ideas that merit further research.



DNR – Key Stats

Name:	Denbury Resources, Inc. (DE)
Website:	www.denbury.com
Sector:	Oil & Gas Exploration & Production
36 Month Beta:	1.67
Total Market Cap:	\$2,825,000,000
% Held by Institutions:	106.87%
% Held by ETFs:	3.26%

DNR Dividend History



TickerTech.com Mar 31, 2015

DNR – 3.3% Yield

Denbury Resources, Inc.



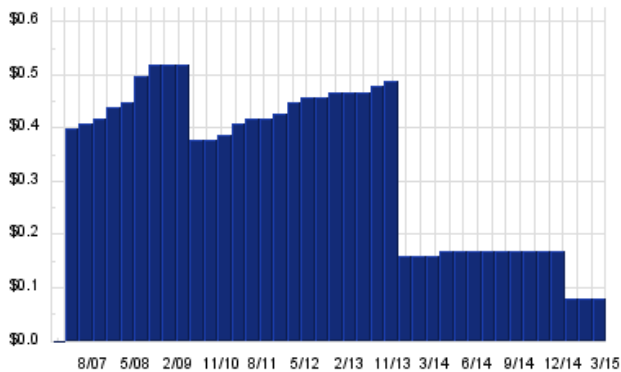
TickerTech.com Mar 31, 2015

Denbury Resources is an oil and natural gas company. Co.'s primary focus is on enhanced oil recovery utilizing carbon dioxide, and operations are focused in two main operating areas: the Gulf Coast and Rocky Mountain regions. Co.'s properties with proved and producing reserves in the Gulf Coast region are situated in Mississippi, Texas, Louisiana and Alabama, and in the Rocky Mountain region in Montana, North Dakota and Wyoming. At Dec 31 2013, Co.'s total estimated proved reserves consisted of 386.7 million barrels of crude oil or other liquid hydrocarbons, 489.95 billion cubic feet of natural gas, carbon dioxide or helium; as well as 468.3 million barrels of oil equivalent.

BBEP – Key Stats

Name:	Breitburn Energy Partners LP
Website:	www.breitburn.com
Sector:	Oil & Gas Exploration & Production
36 Month Beta:	1.42
Total Market Cap:	\$1,299,000,000
% Held by Institutions:	30.38%
% Held by ETFs:	0.87%

BBEP Dividend History



TickerTech.com Mar 30, 2015

BBEP – 18.0% Yield

Breitburn Energy Partners LP



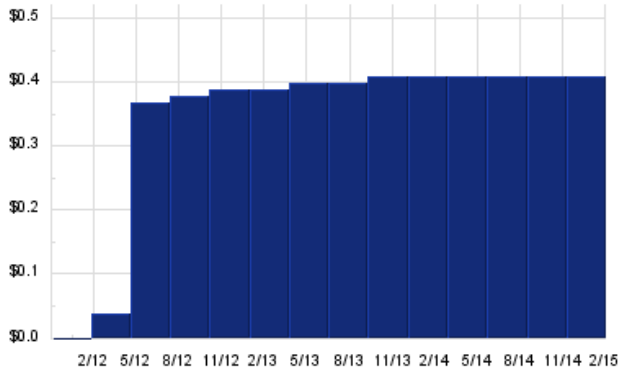
TickerTech.com Mar 31, 2015

Breitburn Energy Partners is an independent oil and gas partnership focused on the acquisition, exploitation and development of oil, natural gas liquids and gas properties in the U.S. Co.'s assets are located primarily in: the Antrim Shale and several non-Antrim formations in Michigan; the Oklahoma Panhandle; the Permian Basin in Texas; the Evanston, Green River, Wind River, Big Horn and Powder River Basins in Wyoming; the Los Angeles and San Joaquin Basins in California; the Sunniland Trend in Florida; and the New Albany Shale in Indiana and Kentucky. As of Dec 31 2013, Co.'s total estimated proved reserves were 214.3 million barrels of oil equivalent.

CMLP – Key Stats

Name:	Crestwood Midstream Partners LP (New)
Website:	www.crestwoodlp.com
Sector:	Oil & Gas Equipment & Services
36 Month Beta:	0.68
Total Market Cap:	\$2,754,000,000
% Held by Institutions:	57.31%
% Held by ETFs:	0.89%

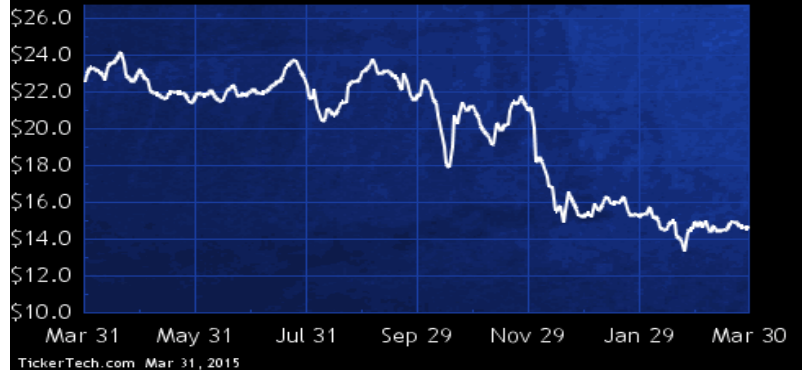
CMLP Dividend History



TickerTech.com Mar 30, 2015

CMLP – 11.2% Yield

Crestwood Midstream Partners LP

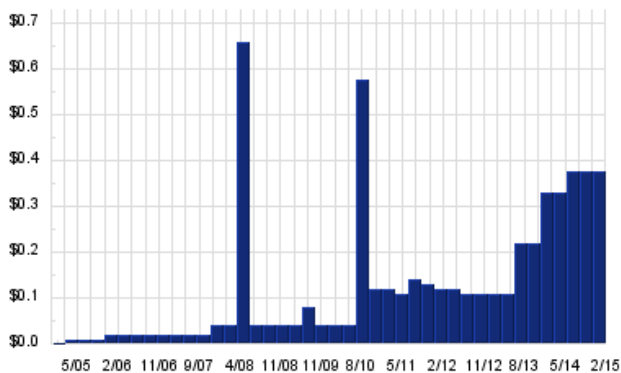


Crestwood Midstream Partners LP is a master limited partnership that develops, acquires, owns and operates fee-based assets and operations in the energy midstream sector. Co. has three segments: gathering and processing, which provides natural gas gathering, processing, treating and compression services in unconventional shale plays in West Virginia, Wyoming, Texas, Arkansas, New Mexico and Louisiana; natural gas liquid (NGL) and crude services, which includes its crude oil rail terminals, the Arrow gathering system, an NGL storage facility, and the operations of its US Salt, LLC subsidiary; and storage and transportation, which consists of its natural gas storage and transportation assets.

NE – Key Stats

Name:	Noble Corp plc
Website:	www.noblecorp.com
Sector:	Oil & Gas Equipment & Services
36 Month Beta:	1.47
Total Market Cap:	\$3,549,000,000
% Held by Institutions:	95.06%
% Held by ETFs:	9.54%

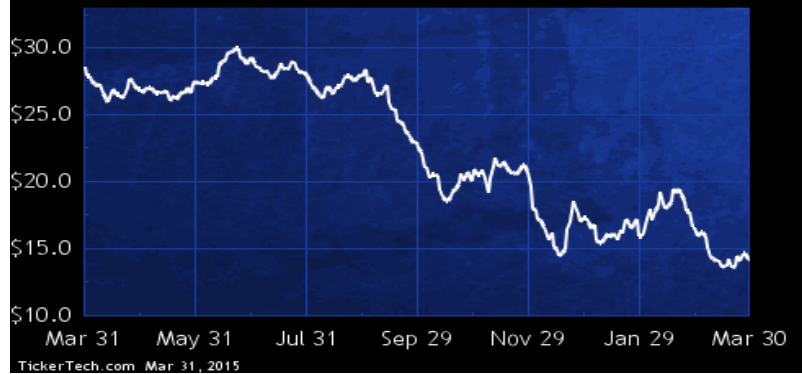
NE Dividend History



TickerTech.com Mar 30, 2015

NE – 10.6% Yield

Noble Corp plc

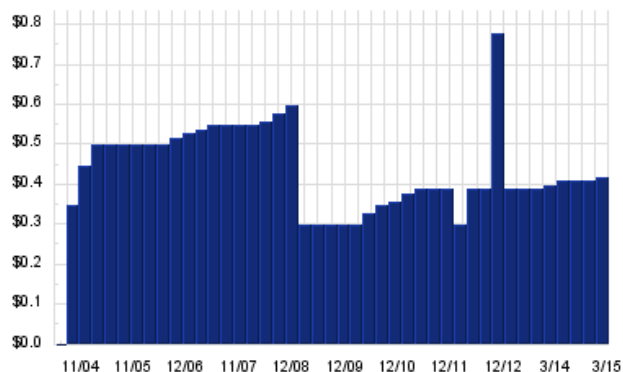


Noble is an offshore drilling contractor for the oil and gas industry. Co. performs contract drilling services with its fleet of mobile offshore drilling units located worldwide. Co. also owns one floating production storage and offloading unit. Co.'s fleet consists of semisubmersibles, drillships and jackups. Co. conducts its contract drilling operations principally in the U.S., Mexico, Brazil, the North Sea, the Mediterranean, West Africa, the Middle East, India, Asia and Australia. In addition, Co. has labor contracts, under which it provides the personnel necessary to manage and perform the drilling operations from a drilling platform owned by the operator.

SFL – Key Stats

Name:	Ship Finance International Ltd
Website:	www.shipfinance.org
Sector:	Oil & Gas Equipment & Services
36 Month Beta:	1.00
Total Market Cap:	\$1,369,000,000
% Held by Institutions:	32.79%
% Held by ETFs:	2.69%

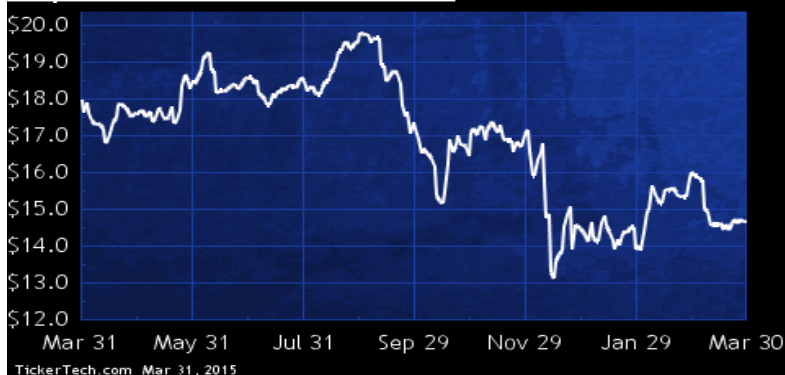
SFL Dividend History



TickerTech.com Mar 31, 2015

SFL – 11.4% Yield

Ship Finance International Ltd



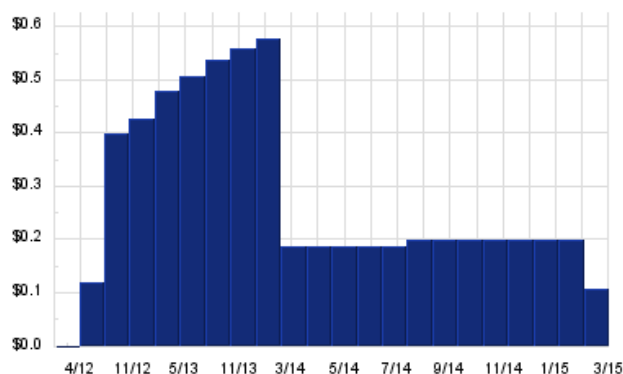
TickerTech.com Mar 31, 2015

Ship Finance International is holding company. Through its subsidiaries, Co. is engaged in the ownership and operation of vessels and offshore related assets; as well as the charter, purchase and sale of assets. Co. operates through subsidiaries, partnerships and branches located in Bermuda, Cyprus, Malta, Liberia, Norway, Singapore, the United Kingdom and the Marshall Islands. As at April 12, 2013, Co.'s assets consist of 24 oil tankers, 12 drybulk carriers, 11 container vessels (including two chartered-in 13,800 TEU vessels), two car carriers, one jack-up drilling rig, three ultra-deepwater drilling units, six offshore supply vessels and two chemical tankers.

ARP – Key Stats

Name:	Atlas Resource Partners, L.P.
Website:	www.atlasresourcepartners.com
Sector:	Oil & Gas Exploration & Production
36 Month Beta:	0.69
Total Market Cap:	\$641,000,000
% Held by Institutions:	63.74%
% Held by ETFs:	0.04%

ARP Dividend History



TickerTech.com Mar 31, 2015

ARP – 16.7% Yield

Atlas Resource Partners, L.P.



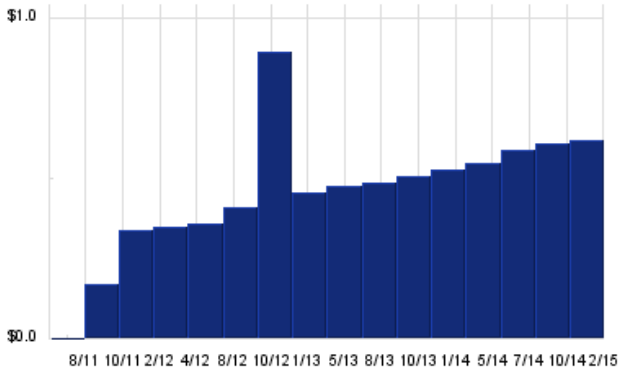
TickerTech.com Mar 31, 2015

Atlas Resource Partners is an independent developer and producer of natural gas, crude oil and natural gas liquids, with operations in the following areas: the Barnett Shale and Marble Falls play in the Fort Worth Basin in northern Texas; the coal-bed methane producing natural gas assets in the Raton Basin in northern New Mexico, the Black Warrior Basin in central Alabama and the County Line area of Wyoming; the Appalachia basin, including the Marcellus Shale and the Utica Shale; the Mississippi Lime and Hunton plays in northwestern Oklahoma; and other operating areas. As of Dec 31 2013, Co. had total estimated proved reserves of 1.17 trillion cubic feet of gas equivalents.

NGL — Key Stats

Name:	NGL Energy Partners LP
Website:	www.nglenergypartners.com
Sector:	Oil & Gas Refining & Marketing
36 Month Beta:	0.25
Total Market Cap:	\$2,360,000,000
% Held by Institutions:	74.72%
% Held by ETFs:	0.68%

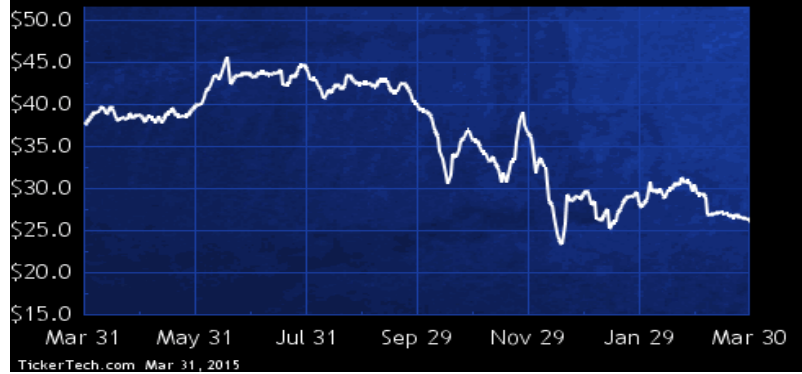
NGL Dividend History



TickerTech.com Mar 31, 2015

NGL — 9.5% Yield

NGL Energy Partners LP



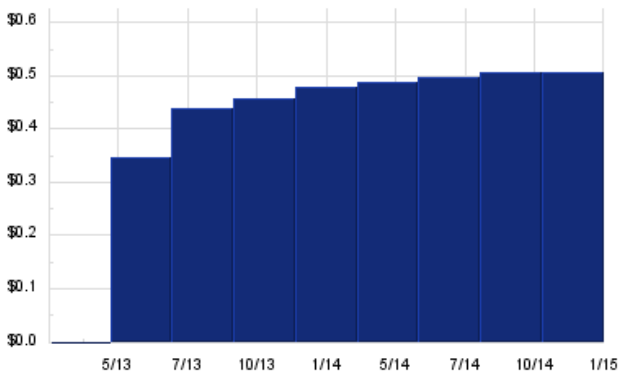
TickerTech.com Mar 31, 2015

NGL Energy Partners and its subsidiaries own and operate four primary businesses: crude oil logistics, which purchases crude oil from producers and transports it for resale; water solutions, which is engaged in the gathering, transportation, treatment, and disposal of wastewater generated from crude oil and natural gas production operations, and the sale of recycled water and recovered hydrocarbons; liquids, which purchases propane, butane, and other products from refiners, processing plants, producers, and other parties, and sells the product to participants in the wholesale markets; as well as retail propane, which sells propane, distillates, and equipment and supplies to end users.

USAC — Key Stats

Name:	USA Compression Partners, LP
Website:	www.usacpartners.com
Sector:	Oil & Gas Equipment & Services

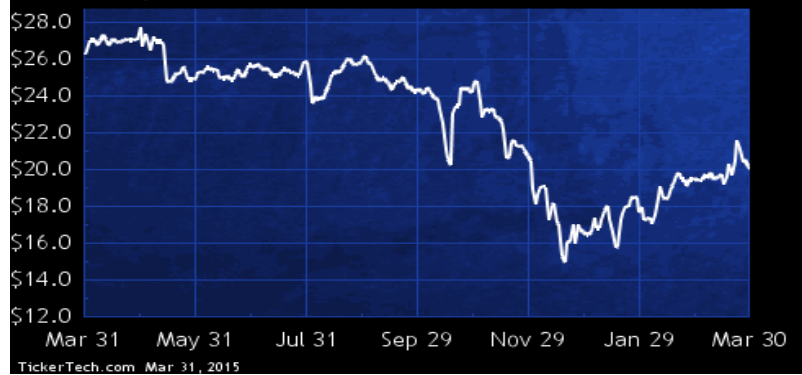
USAC Dividend History



TickerTech.com Mar 31, 2015

USAC — 10.2% Yield

USA Compression Partners, LP



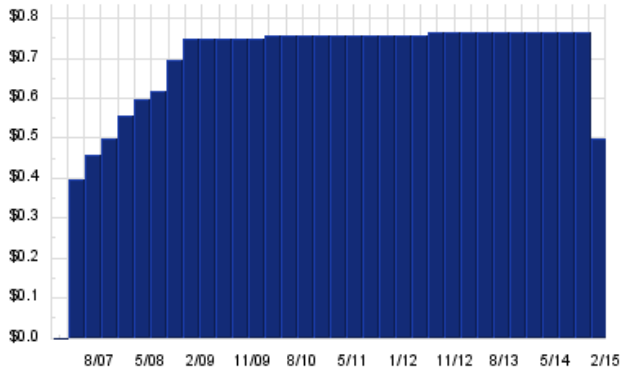
TickerTech.com Mar 31, 2015

USA Compression Partners is a limited partnership engaged as a provider of compression services to a range of customers including producers, processors, gatherers and transporters of natural gas. As part of its services, Co. engineers, designs, operates, services and repairs its fleet of compression units and maintains related support inventory and equipment. Co. focuses mainly on large horsepower infrastructure applications such as gathering systems, processing facilities, transportation applications and crude oil gas lift. Co. provides compression services in several shale plays, including the Fayetteville, Marcellus, Woodford, Barnett, Eagle Ford, Utica, Permian Basin and Haynesville.

EVEP — Key Stats

Name:	EV Energy Partners LP
Website:	www.evenenergypartners.com
Sector:	Oil & Gas Exploration & Production
36 Month Beta:	1.85
Total Market Cap:	\$682,000,000
% Held by Institutions:	50.47%
% Held by ETFs:	0.34%

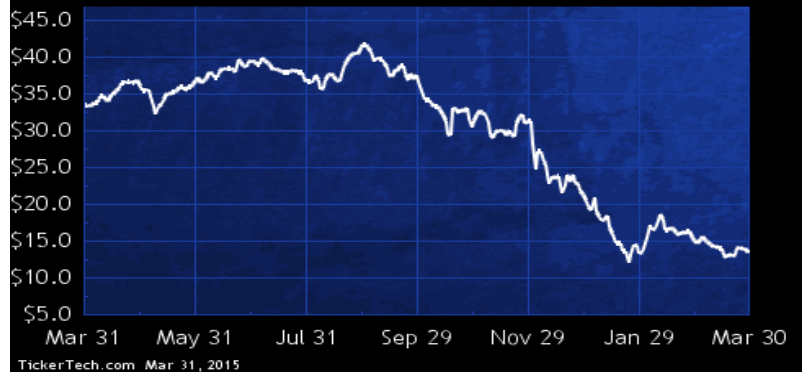
EVEP Dividend History



TickerTech.com Mar 31, 2015

EVEP — 14.6% Yield

EV Energy Partners LP

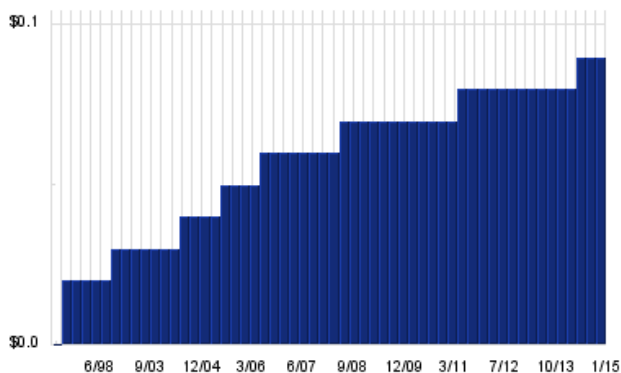


EV Energy Partners has two segments: exploration and production and midstream. Co.'s exploration and production segment is responsible for the acquisition, development and production of its oil and natural gas properties. Co.'s midstream segment, which is engaged in the construction and operation of natural gas processing, natural gas liquids fractionation, connecting pipeline infrastructure and gathering systems to serve production in the Utica Shale area in Ohio. As of Dec 31 2013, Co. had estimated net proved reserves of 13.1 million barrels of oil (MMBbls), 819.70 billion cubic feet of natural gas and 48.9 MMBbls of natural gas liquids.

CHK — Key Stats

Name:	Chesapeake Energy Corp.
Website:	www.chk.com
Sector:	Oil & Gas Exploration & Production
36 Month Beta:	1.25
Total Market Cap:	\$9,457,000,000
% Held by Institutions:	84.92%
% Held by ETFs:	4.10%

CHK Dividend History



TickerTech.com Mar 30, 2015

CHK — 2.5% Yield

Chesapeake Energy Corp.



Chesapeake Energy is a natural gas and oil exploration and production company engaged in the acquisition, exploration and development of properties for the production of natural gas, oil and natural gas liquids (NGL) from underground reservoirs. Co. also owns marketing, compression and other oilfield services businesses. Co.'s operations are located onshore in the U.S. Co. has two geographic operating divisions: Southern Division, and Northern Division. As of Dec 31 2013, Co. had estimated total proved reserves of 11.73 billion cubic feet of natural gas, 424.0 million barrels of oil and 299.0 million barrels of NGL.

 **Energy Stock Channel**

 **Dividend Channel**

Nothing in Dividend Channel is intended to be investment advice, nor does it represent the opinion of, counsel from, or recommendations by BNK Invest Inc. or any of its affiliates, subsidiaries or partners. None of the information contained herein constitutes a recommendation that any particular security, portfolio, transaction, or investment strategy is suitable for any specific person. All viewers agree that under no circumstances will BNK Invest, Inc., its subsidiaries, partners, officers, employees, affiliates, or agents be held liable for any loss or damage caused by your reliance on information obtained. By visiting, using or viewing this site, you agree to the following [Full Disclaimer & Terms of Service](#). Video widget and dividend videos powered by Market News Video. Quote data delayed at least 20 minutes; [data powered by Ticker Technologies](#), and Mergent. [Contact Dividend Channel](#); [Meet Our Editorial Staff](#).