

10 Yield Gushing Energy Stocks

<http://www.energystockchannel.com/>

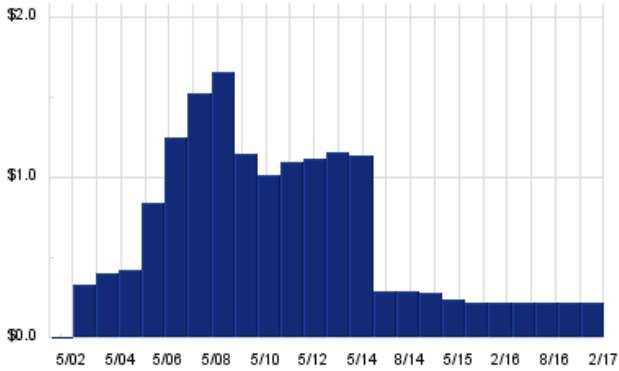
Energy Stock Channel paired our coverage universe of energy stocks, with Dividend Channel's proprietary DividendRank formula, to bring you this list of 10 top ranked energy dividend stocks. The DividendRank formula considers a variety of data – dividend history & yield, book value, quarterly earnings – and compares it to the stock's trading data to come up with certain calculations about profitability and about the stock's valuation (whether we think it looks "cheap" or "expensive"). The result is this list of the top most "interesting" ideas that merit further research.



STO – Key Stats

Name:	Statoil ASA
Website:	www.statoil.com
Sector:	Oil & Gas Refining & Marketing
36 Month Beta:	0.90
Total Market Cap:	\$37,346,000,000
% Held by Institutions:	1.8%
% Held by ETFs:	0.38%

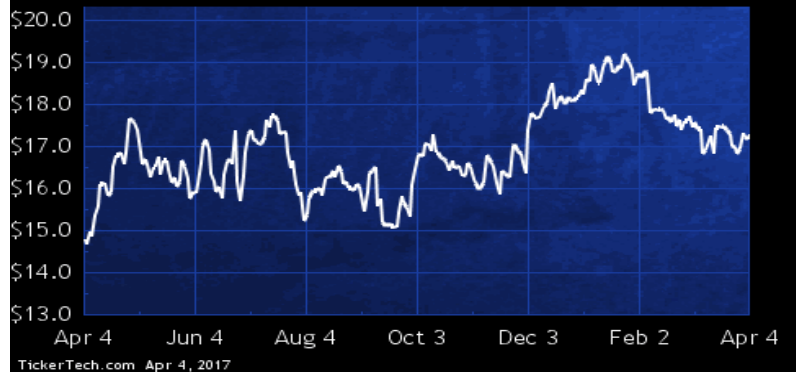
STO Dividend History



TickerTech.com Apr 4, 2017

STO – 5.1% Yield

Statoil ASA

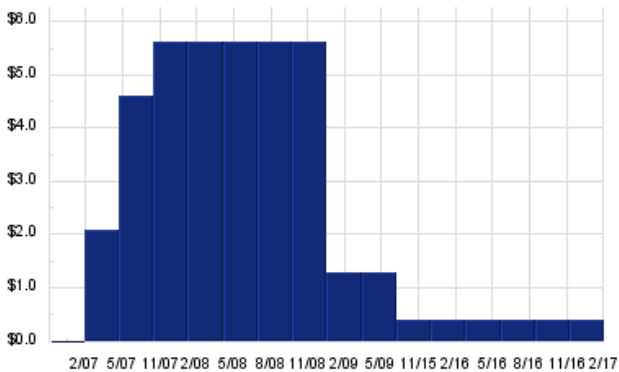


Statoil is engaged in oil and gas exploration and production activities. Co. is primarily focused on exploration, development and production of oil and gas on the Norwegian continental shelf (NCS). Co.'s operations are organized into four segments. The Development and Production Norway and Development and Production International segments explore, develop, produce and extract crude oil, natural gas and natural gas liquids. The Marketing, Processing and Renewable Energy segment markets, trades, transports and processes oil and natural gas and renewable energy. The Other segment consists of global well and project delivery, research and development, and business development.

SPP – Key Stats

Name:	Sanchez Production Partners LP
Website:	www.sanchezpp.com
Sector:	Oil & Gas Exploration & Production
36 Month Beta:	-3.67
Total Market Cap:	\$47,000,000
% Held by Institutions:	NA%
% Held by ETFs:	103.15%

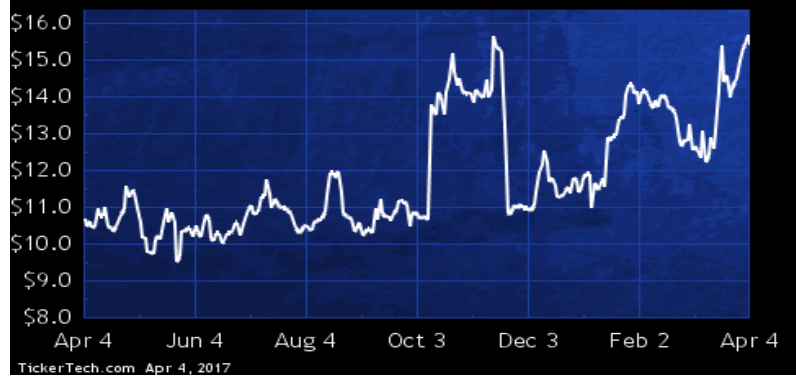
SPP Dividend History



TickerTech.com Apr 4, 2017

SPP – 11.2% Yield

Sanchez Production Partners LP

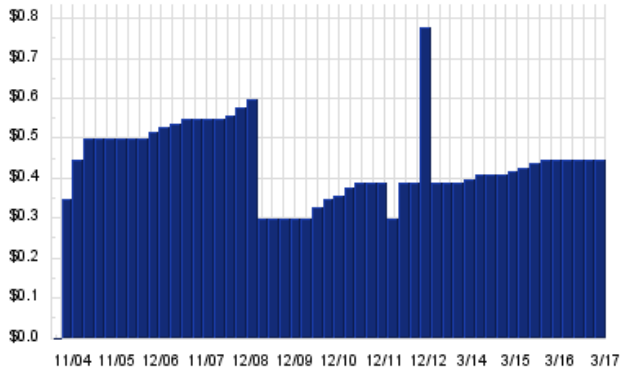


Sanchez Production Partners is focused on the acquisition, development, ownership and operation of midstream and other energy producing assets. Co. operates in two segments: midstream business, which includes the Catarina gathering system; and exploration and production business, which includes oil and natural gas reserves in the Eagle Ford Shale in South Texas and in other areas of Texas and Louisiana, as well as properties in the Mid-Continent region. Co.'s total estimated proved reserves at Dec 31 2015, were approximately 11.6 million barrels of oil equivalent, of which approximately 99.0% were proved developed, with 67.0% being natural gas, 6.0% natural gas liquids, and 27.0% oil.

SFL – Key Stats

Name:	Ship Finance International Ltd
Website:	www.shipfinance.org
Sector:	Oil & Gas Equipment & Services
36 Month Beta:	1.56
Total Market Cap:	\$1,379,000,000
% Held by Institutions:	38.14%
% Held by ETFs:	2.96%

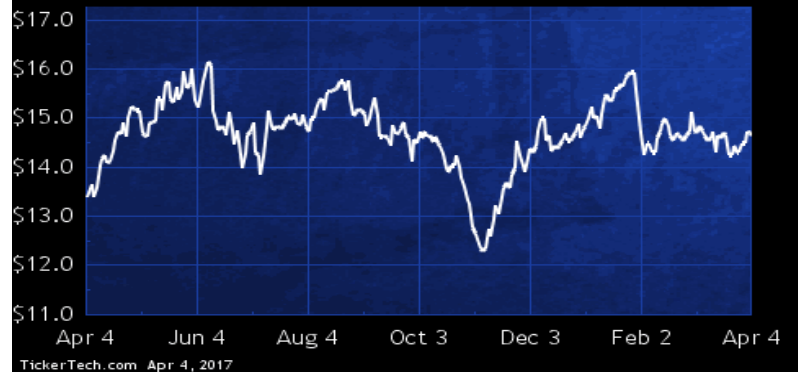
SFL Dividend History



TickerTech.com Apr 4, 2017

SFL – 12.3% Yield

Ship Finance International Ltd

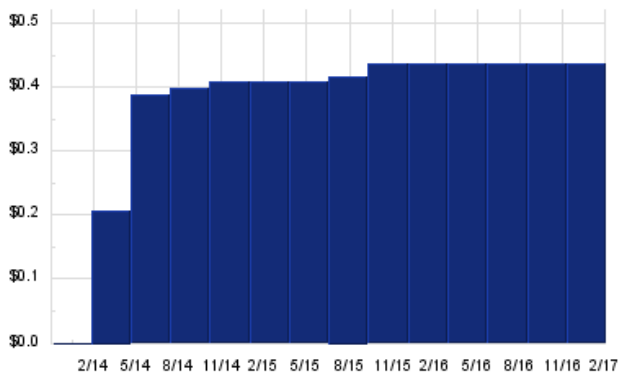


Ship Finance International is an international ship and offshore asset owning and chartering company. Co. operates through subsidiaries, partnerships and branches located in Bermuda, Cyprus, Malta, Liberia, Norway, Singapore, the United Kingdom and the Marshall Islands. As of Dec. 31, 2015, Co. owned 12 very large crude oil carriers ("VLCCs"), four Suezmax crude oil carriers, eight Capesize dry bulk carriers, five Supramax dry bulk carriers, seven Handysize dry bulk carriers, two Kamsarmax dry bulk carriers, 18 container vessels, two car carriers, two jack-up drilling rigs, two ultra-deepwater drilling units, six offshore supply vessels and two chemical tankers.

ARCX – Key Stats

Name:	ARC Logistics Partners LP
Website:	www.arcxlp.com
Sector:	Oil & Gas Equipment & Services
36 Month Beta:	0.84
Total Market Cap:	\$280,000,000
% Held by Institutions:	43.66%
% Held by ETFs:	0.02%

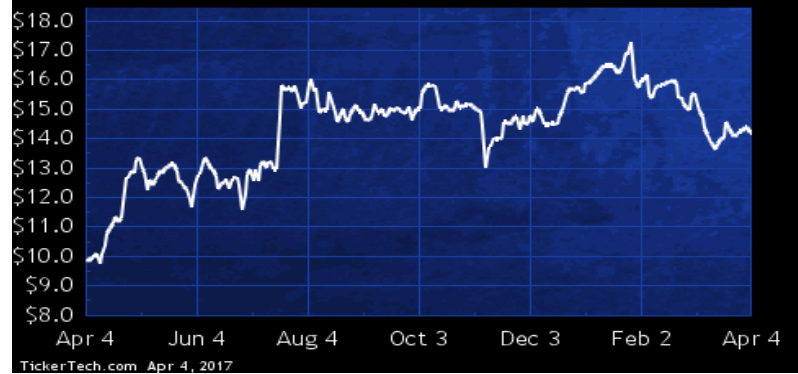
ARCX Dividend History



TickerTech.com Apr 4, 2017

ARCX – 12.4% Yield

ARC Logistics Partners LP

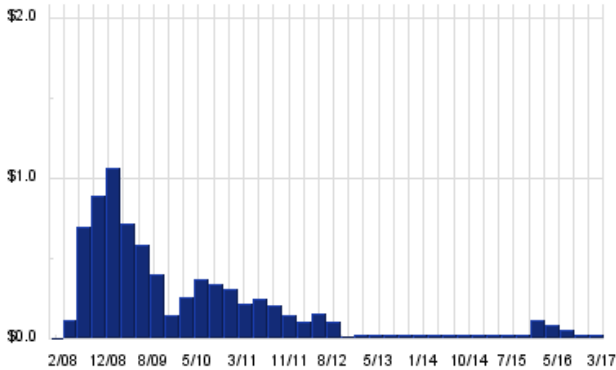


ARC Logistics Partners is engaged in the terminalling, storage, throughput and transloading of crude oil and petroleum products. As of Dec 31 2015, Co.'s energy logistics assets were located in the East Coast, Gulf Coast, Midwest, Rocky Mountains and West Coast regions of the U.S. and supply a group of third-party customers, including oil companies, independent refiners, crude oil and petroleum product marketers, distributors and various industrial manufacturers. Depending upon the location, Co.'s facilities possess pipeline, rail, marine and truck loading and unloading capabilities allowing customers to receive and deliver product throughout North America.

TNK — Key Stats

Name:	Teekay Tankers Ltd
Website:	www.teekaytankers.com
Sector:	Oil & Gas Equipment & Services
36 Month Beta:	1.82
Total Market Cap:	\$149,000,000
% Held by Institutions:	44.97%
% Held by ETFs:	5.99%

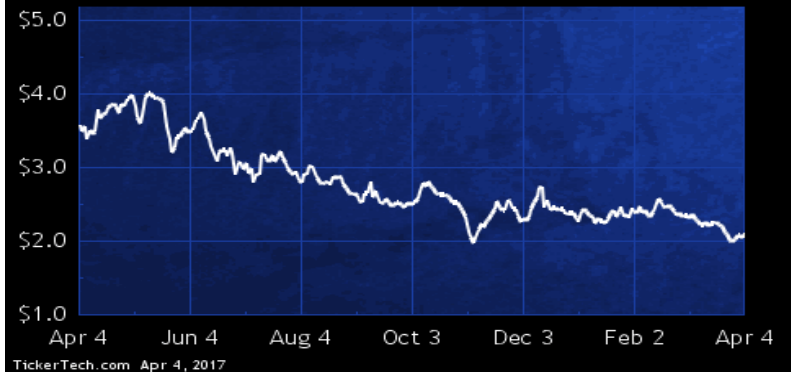
TNK Dividend History



TickerTech.com Apr 4, 2017

TNK — 5.7% Yield

Teekay Tankers Ltd

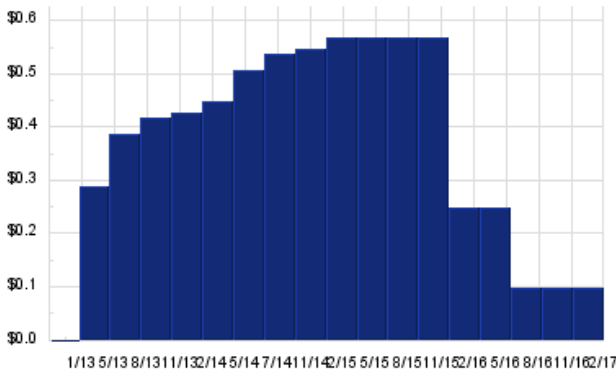


Teekay Tankers is an international marine transportation group of crude oil and refined petroleum products through the operation of its oil and product tankers. Co. owns crude oil and product tankers and employs a chartering strategy that seeks to capture upside opportunities in the spot market while using fixed-rate time charters to reduce downside risks. Co. is a provider of marine services to the global oil and natural gas industries and an operator of medium-sized oil tankers. Co.'s fleet consists of 59 vessels, including chartered-in vessels, and newbuildings on order.

SDLP — Key Stats

Name:	Seadrill Partners LLC
Website:	www.seadrillpartners.com
Sector:	Oil & Gas Exploration & Production
36 Month Beta:	2.90
Total Market Cap:	\$263,000,000
% Held by Institutions:	74.43%
% Held by ETFs:	0.02%

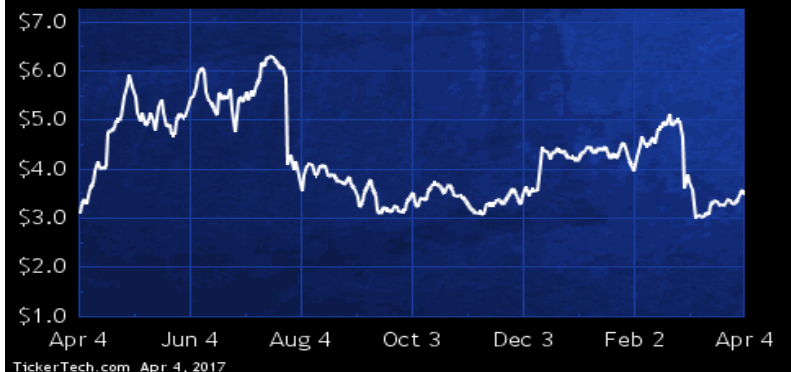
SDLP Dividend History



TickerTech.com Apr 4, 2017

SDLP — 11.5% Yield

Seadrill Partners LLC

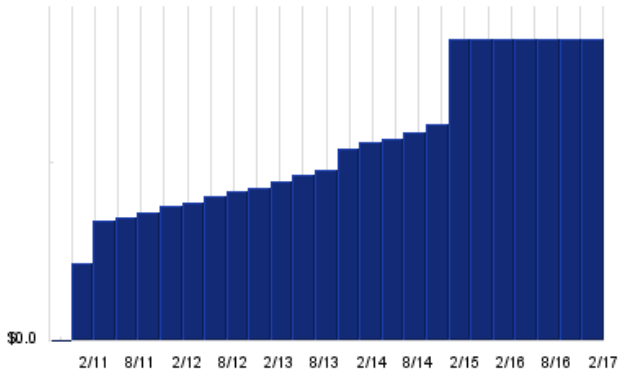


Seadrill Partners is engaged in owning, operating and acquiring offshore drilling units. Co.'s drilling units are under long-term contracts with major oil companies such as Chevron, Total, BP, ExxonMobil and Tullow. Offshore drillings units are categorized in four rigs: jack-up rigs which are mobile, self-elevating drilling platforms equipped with legs that are lowered to the ocean floor; tender rigs conduct production drilling from fixed or floating platforms; semi-submersible rigs operate in a "semi-submerged" floating position; and drillship which are self-propelled ships equipped for drilling in deepwater.

WPZ – Key Stats

Name:	Williams Partners LP (New)
Website:	www.williamslp.com
Sector:	Oil & Gas Equipment & Services
36 Month Beta:	1.79
Total Market Cap:	\$23,932,000,000
% Held by Institutions:	NA%
% Held by ETFs:	0.23%

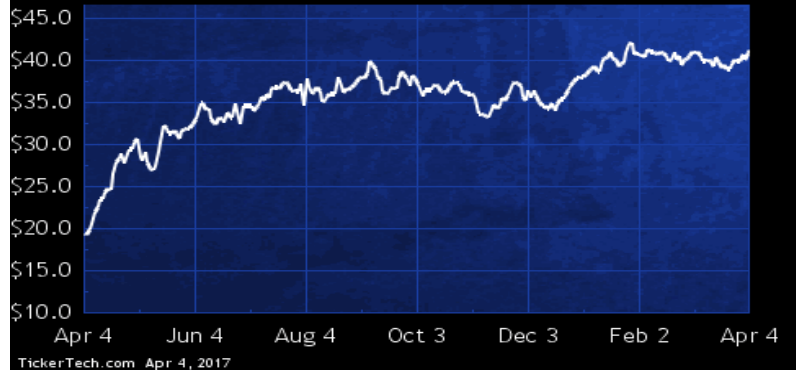
WPZ Dividend History



TickerTech.com Apr 4, 2017

WPZ – 8.3% Yield

Williams Partners LP

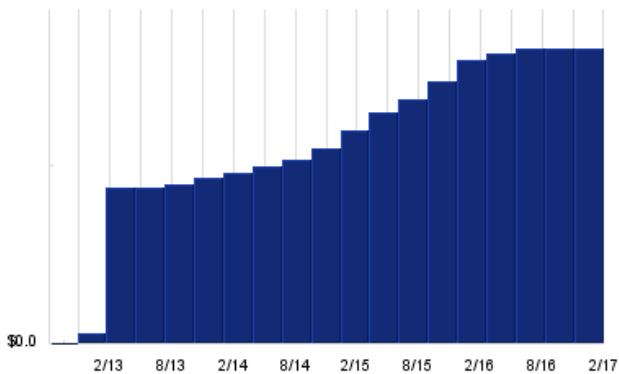


Williams Partners is engaged in the gathering, processing and interstate transportation of natural gas and natural gas liquids. Central segment provides gathering, treating, and compression services to producers in Louisiana, Texas, Arkansas, and Oklahoma. The Northeast G&P segment is comprised of midstream gathering and processing businesses in the Marcellus Shale. Atlantic-Gulf segment includes the Transco interstate natural gas pipeline as well as gathering and processing and crude oil production handling assets in the Gulf Coast. The West segment includes the Northwest Pipeline interstate natural gas pipeline. NGL & Petchem Services segment includes its olefins production facility.

SUN – Key Stats

Name:	Sunoco LP
Website:	www.sunocolp.com
Sector:	Oil & Gas Equipment & Services
36 Month Beta:	0.55
Total Market Cap:	\$2,252,000,000
% Held by Institutions:	NA%
% Held by ETFs:	0.28%

SUN Dividend History



TickerTech.com Apr 4, 2017

SUN – 13.7% Yield

Sunoco LP

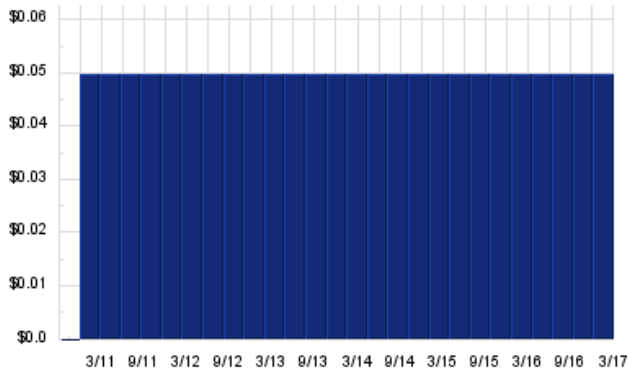


Sunoco LP is a limited partnership in the retail sale of motor fuels and merchandise through its company-operated convenience stores and retail fuel sites, as well as the wholesale distribution of motor fuels to convenience stores, independent dealers, commercial customers and distributors. As of Dec 31 2015, Co. operated approximately 900 convenience stores and fuel outlets in eight states, providing merchandise, food service, motor fuel and other services. Co.'s retail stores operate under several brands, including its convenience store brands Stripes®, Aloha Island Mart, and other retail locations.

NNA – Key Stats

Name:	Navios Maritime Acquisition Corp
Stock buyback:	NNA buyback
Website:	www.navios-acquisition.com
Sector:	Oil & Gas Equipment & Services
36 Month Beta:	1.64
Total Market Cap:	\$261,000,000
% Held by Institutions:	107.68%
% Held by ETFs:	2.10%

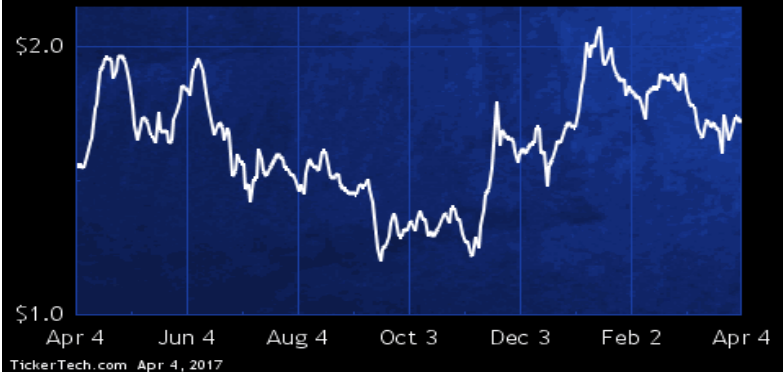
NNA Dividend History



TickerTech.com Apr 4, 2017

NNA – 11.6% Yield

Navios Maritime Acquisition Corp

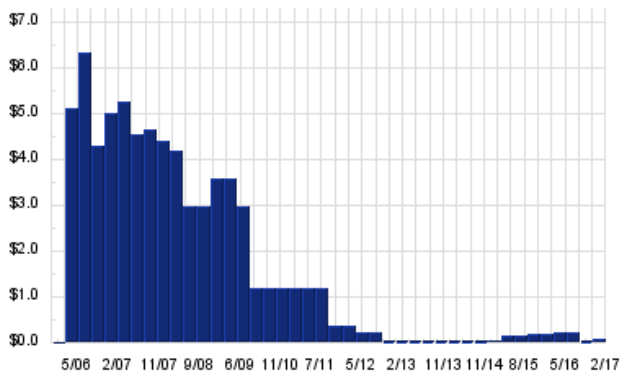


Navios Maritime Acquisition is an owner and operator of a fleet of modern crude oil, refined petroleum product and chemical tankers providing world-wide marine transportation services. Co. charters its vessels to international oil companies, refiners and large vessel operators under long, medium and short-term charters. Co.'s fleet consists of approximately 39 double-hulled tanker vessels, aggregating approximately 4.1 million deadweight tons, or dwt. The fleet includes: 8 VLCC tankers, which transport crude oil; 8 Long Range 1 product tankers; 19 Medium Range 2 product tankers; and 4 chemical tankers, which transport refined petroleum products and bulk liquid chemicals.

DHT – Key Stats

Name:	DHT Holdings Inc
Website:	www.dhtankers.com
Sector:	Oil & Gas Equipment & Services
36 Month Beta:	0.79
Total Market Cap:	\$418,000,000
% Held by Institutions:	76.82%
% Held by ETFs:	4.84%

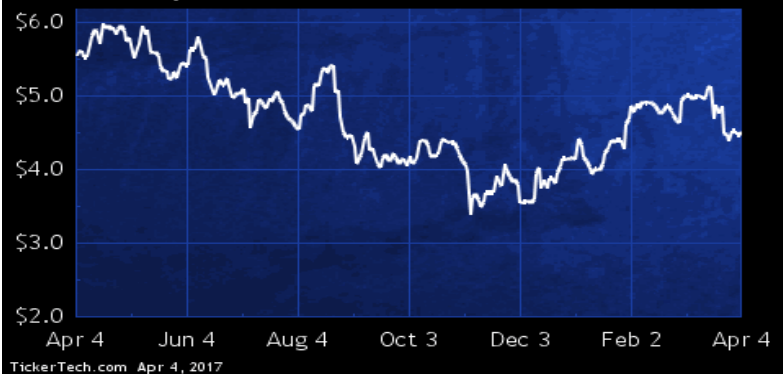
DHT Dividend History



TickerTech.com Apr 4, 2017

DHT – 7.1% Yield

DHT Holdings Inc



DHT Holdings is engaged in operating a fleet of crude oil tankers. As of Mar. 16, 2017, Co.'s fleet consisted of 21 crude oil tankers of which all are wholly-owned by Co. The fleet in operation consists of 19 very large crude carriers, which are tankers ranging in size from 200,000 to 320,000 deadweight tons and two Aframax tankers, which are tankers ranging in size from 80,000 to 120,000 dwt. Co.'s fleet principally operates on international routes and its fleet in operation had a combined carrying capacity of 6,087,095 dwt and an average age of approximately 7.4 years.

 **Energy Stock Channel**

 **Dividend Channel**

Nothing in Dividend Channel is intended to be investment advice, nor does it represent the opinion of, counsel from, or recommendations by BNK Invest Inc. or any of its affiliates, subsidiaries or partners. None of the information contained herein constitutes a recommendation that any particular security, portfolio, transaction, or investment strategy is suitable for any specific person. All viewers agree that under no circumstances will BNK Invest, Inc., its subsidiaries, partners, officers, employees, affiliates, or agents be held liable for any loss or damage caused by your reliance on information obtained.

By visiting, using or viewing this site, you agree to the following [Full Disclaimer & Terms of Service](#). Video widget and dividend videos powered by Market News Video. Quote data delayed at least 20 minutes; [data powered by Ticker Technologies](#), and Mergent. [Contact Dividend Channel](#); [Meet Our Editorial Staff](#).