

10 Yield Gushing Energy Stocks

<http://www.energystockchannel.com/>

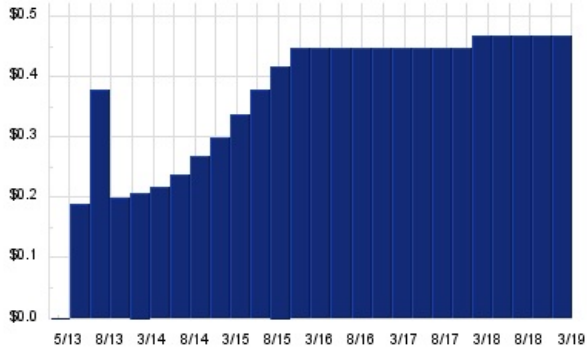
Energy Stock Channel paired our coverage universe of energy stocks, with Dividend Channel's proprietary DividendRank formula, to bring you this list of 10 top ranked energy dividend stocks. The DividendRank formula considers a variety of data – dividend history & yield, book value, quarterly earnings – and compares it to the stock's trading data to come up with certain calculations about profitability and about the stock's valuation (whether we think it looks "cheap" or "expensive"). The result is this list of the top most "interesting" ideas that merit further research.



SEMG – KEY STATS

Name:	SemGroup Corp
Website:	www.semgroupcorp.com
Sector:	Oil & Gas Equipment & Services
36 Month Beta:	1.23
Total Market Cap:	\$1,164,000,000
% Held by Institutions:	100.13%
% Held by ETFs:	5.69%

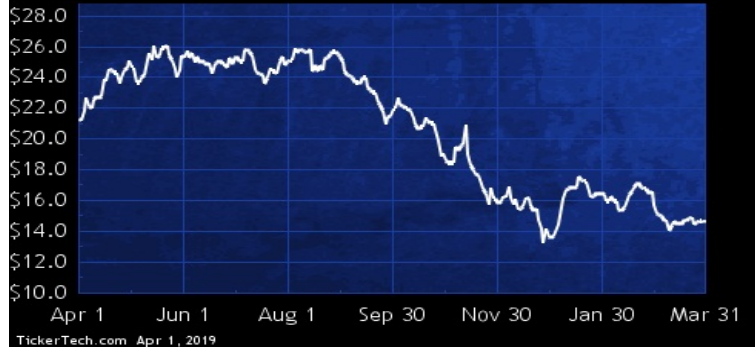
SEMG DIVIDEND HISTORY



TickerTech.com Mar 30, 2019

SEMG – 12.8% YIELD

SemGroup Corp

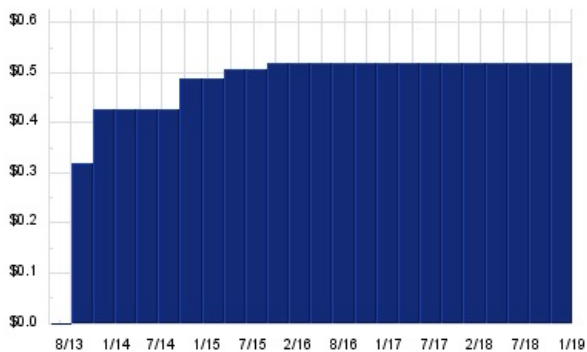


SemGroup provides gathering, transportation, storage, distribution, marketing and other midstream services. Co. segments are: Crude Transportation, which operates crude oil pipelines and a truck transportation business; Crude Facilities, which operates a crude oil storage and terminal business; Crude Supply and Logistics, which operates a crude oil marketing business; Houston Fuel Oil Terminal Company LLC, which stores, blends and transports refinery products and refinery feedstocks via pipeline, barge, rail, truck and ship; SemGas, which provides natural gas gathering, processing and marketing services; and SemCAMS, which owns and operates natural gas processing and gathering facilities.

KNOP – KEY STATS

Name:	KNOT Offshore Partners LP
Stock buyback:	KNOP buyback
Website:	www.knotoffshorepartners.com
Sector:	Oil & Gas Equipment & Services
36 Month Beta:	0.60
Total Market Cap:	\$162,000,000
% Held by Institutions:	40.71%
% Held by ETFs:	6.41%

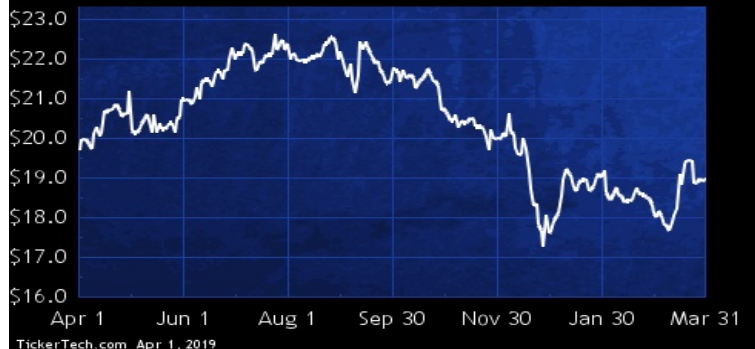
KNOP DIVIDEND HISTORY



TickerTech.com Mar 30, 2019

KNOP – 10.9% YIELD

KNOT Offshore Partners LP

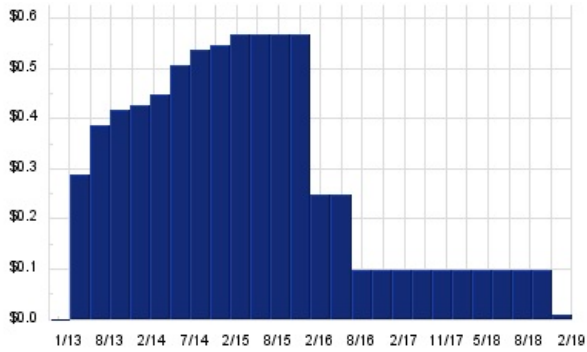


KNOT Offshore Partners is a limited partnership formed to own, operate and acquire shuttle tankers under long-term charters, which Co. defines as charters of five years or more. Co.'s initial fleet of shuttle tankers was contributed to Co. by Knutsen NYK Offshore Tankers AS, or KNOT, which is jointly owned by TS Shipping Invest AS (TSSI), and Nippon Yusen Kaisha (NYK). As of Dec. 31, 2016, Co.'s fleet consists of eleven shuttle tankers. The market for Co.'s services is the offshore oil transportation industry, and Co.'s customers consist primarily of major oil and gas companies, independent oil and gas producers and government-owned oil companies.

SDLP — KEY STATS

Name:	Seadrill Partners LLC
Website:	www.seadrillpartners.com
Sector:	Oil & Gas Exploration & Production

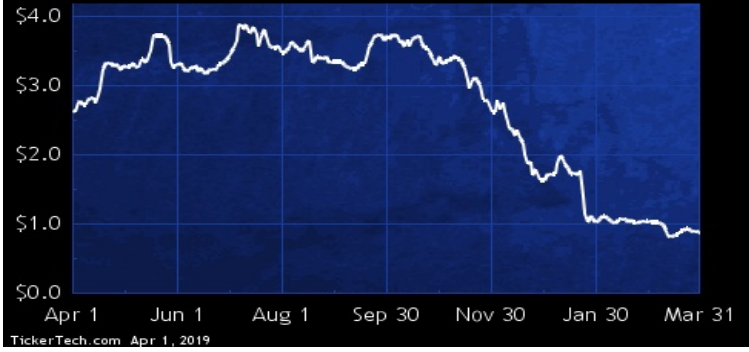
SDLP DIVIDEND HISTORY



TickerTech.com Mar 30, 2019

SDLP — 4.7% YIELD

Seadrill Partners LLC

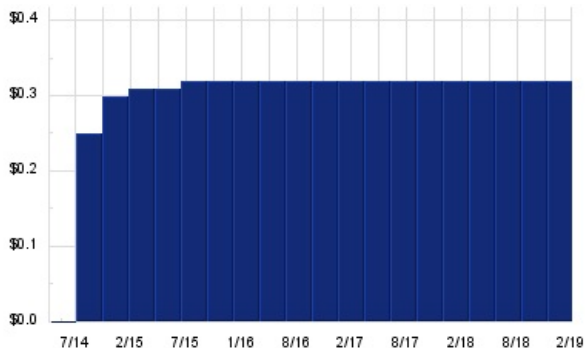


Seadrill Partners is engaged in owning, operating and acquiring offshore drilling units. Co.'s drilling units are under long-term contracts with major oil companies such as Chevron, Total, BP, ExxonMobil and Tullow. Offshore drillings units are categorized in four rigs: jack-up rigs which are mobile, self-elevating drilling platforms equipped with legs that are lowered to the ocean floor; tender rigs conduct production drilling from fixed or floating platforms; semi-submersible rigs operate in a "semi-submerged" floating position; and drillship which are self-propelled ships equipped for drilling in deepwater.

ENBL — KEY STATS

Name:	Enable Midstream Partners L.P.
Website:	www.enablemidstream.com
Sector:	Oil & Gas Equipment & Services
36 Month Beta:	0.60
Total Market Cap:	\$6,121,000,000
% Held by Institutions:	0%
% Held by ETFs:	0.14%

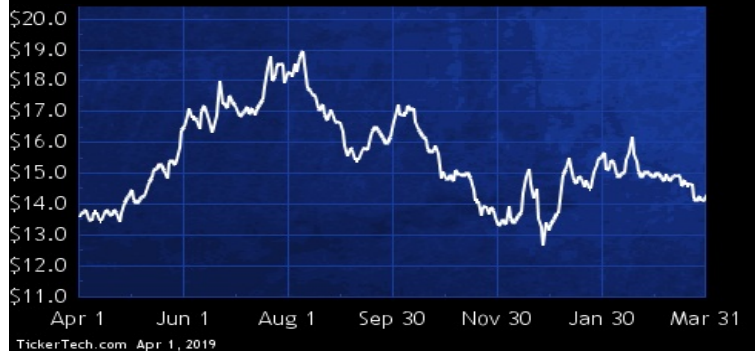
ENBL DIVIDEND HISTORY



TickerTech.com Mar 30, 2019

ENBL — 8.9% YIELD

Enable Midstream Partners L.P.

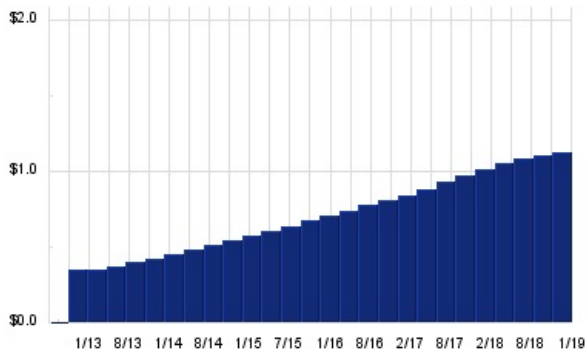


Enable Midstream Partners is engaged in owning, operating and developing midstream energy infrastructure. Co. has two segments: gathering and processing, which provides natural gas and crude oil gathering and natural gas processing services to its producer customers; and transportation and storage, which provides interstate and intrastate natural gas pipeline transportation and storage services primarily to Co.'s producer, power plant, local distribution company and industrial end-user customers. Co.'s natural gas gathering and processing assets are primarily located in Oklahoma, Texas, Arkansas and Louisiana and serve natural gas production in the Anadarko, Arkoma and Ark-La-Tex Basins.

EQM — KEY STATS

Name:	EQM Midstream Partners LP
Website:	www.eqtmidstreampartners.com
Sector:	Oil & Gas Equipment & Services
36 Month Beta:	1.00
Total Market Cap:	\$5,298,000,000
% Held by Institutions:	0%
% Held by ETFs:	0.37%

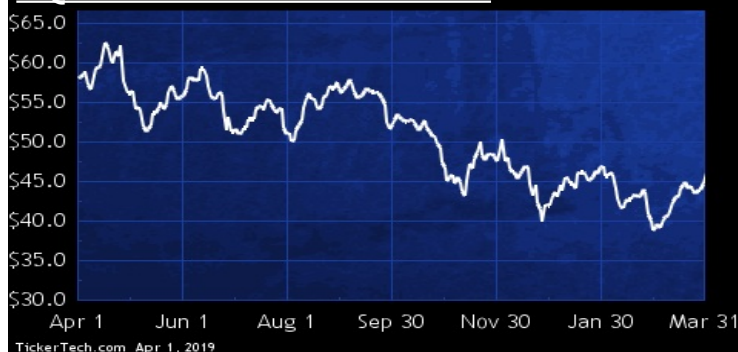
EQM DIVIDEND HISTORY



TickerTech.com Mar 30, 2019

EQM — 9.8% YIELD

EQM Midstream Partners LP

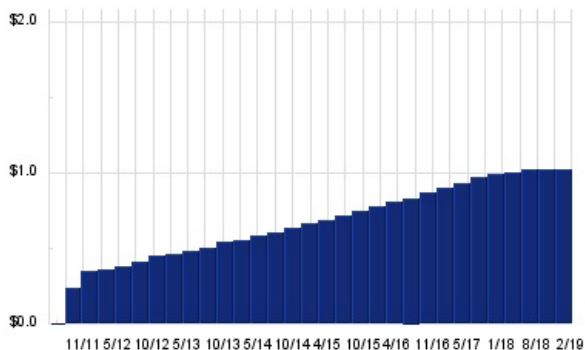


EQM Midstream Partners operates, acquires and develops midstream assets in the Appalachian Basin. Co. provides midstream services to its customers through three primary assets: the gathering system, which delivers natural gas from wells and other receipt points to transmission pipelines; the transmission and storage system, which delivers gas to local demand users and interstate pipelines for access to demand markets; and the water service system, which consists of water pipelines, impoundment facilities, pumping stations, take point facilities and measurement facilities that support well completion activities and collect flowback and produced water for recycling or disposal.

ANDX — KEY STATS

Name:	Aneavor Logistics LP
Website:	www.tesorologistics.com
Sector:	Oil & Gas Equipment & Services
36 Month Beta:	1.59
Total Market Cap:	\$8,570,000,000
% Held by Institutions:	NA%
% Held by ETFs:	0.09%

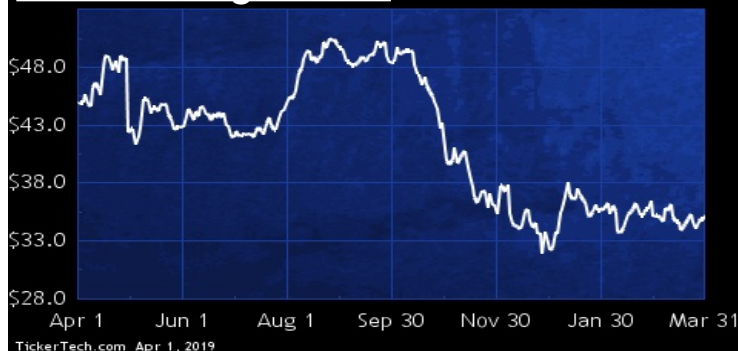
ANDX DIVIDEND HISTORY



TickerTech.com Mar 30, 2019

ANDX — 11.7% YIELD

Aneavor Logistics LP

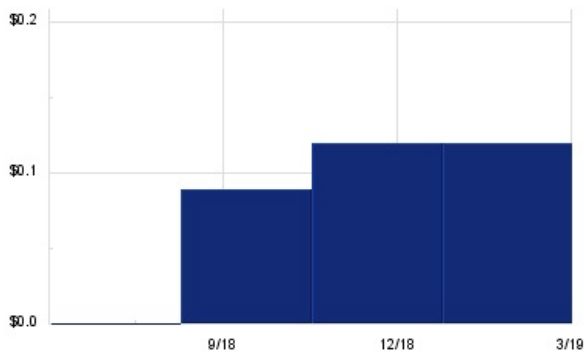


Aneavor Logistics owns and operates networks of crude oil, refined products and natural gas pipelines, terminals with crude oil and refined products storage capacity, rail loading and offloading facilities, marine terminals including storage, bulk petroleum distribution facilities, a trucking fleet and natural gas processing. Co.'s has three segments: Terminalling and Transportation, which provides storage services, transporting refined products, and delivering crude oil; Gathering and Processing, which gathering and transporting crude oil, natural gas and produced water; and Wholesale, which includes the operations of several bulk petroleum distribution plants.

BRY — KEY STATS

Name:	Berry Petroleum Corp
Stock buyback:	BRY buyback
Website:	www.berrypetroleum.com
Sector:	Oil & Gas Exploration & Production
36 Month Beta:	3.43
Total Market Cap:	\$925,000,000
% Held by Institutions:	NA%
% Held by ETFs:	2.97%

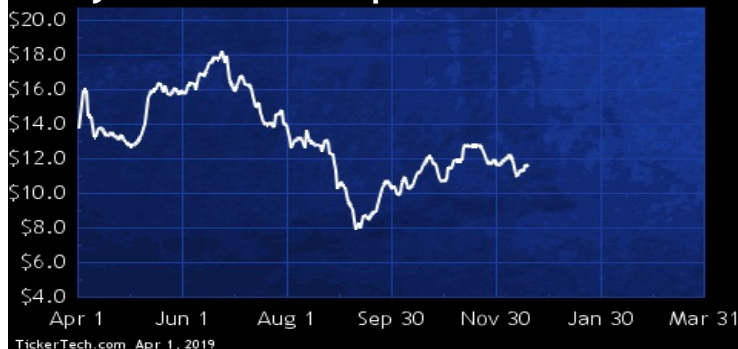
BRY DIVIDEND HISTORY



TickerTech.com Apr 1, 2019

BRY — 4.2% YIELD

Berry Petroleum Corp

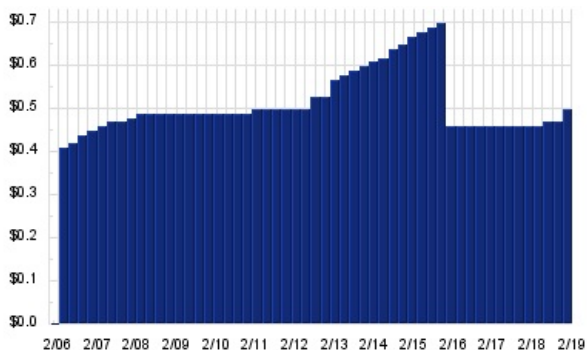


Berry Petroleum is an independent upstream energy company. Through its subsidiaries, Co. is engaged in the development and production of conventional oil reserves located in the western United States.

GLP — KEY STATS

Name:	Global Partners LP
Website:	www.globalp.com
Sector:	Oil & Gas Equipment & Services
36 Month Beta:	0.55
Total Market Cap:	\$660,000,000
% Held by Institutions:	41.85%
% Held by ETFs:	1.03%

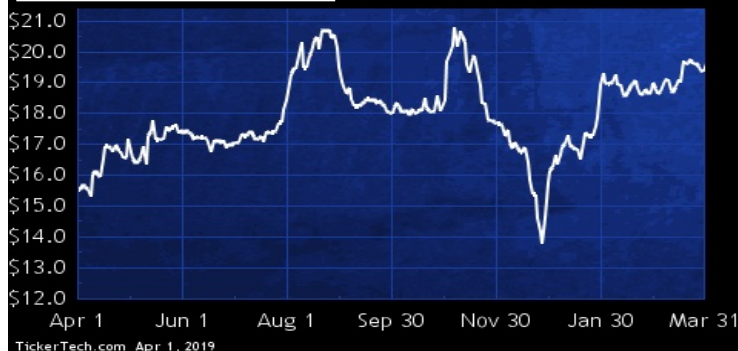
GLP DIVIDEND HISTORY



TickerTech.com Mar 30, 2019

GLP — 10.2% YIELD

Global Partners LP

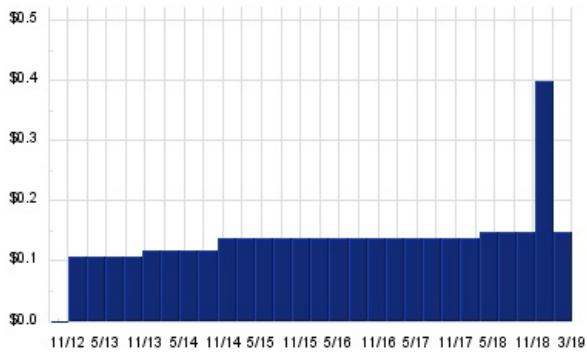


Global Partners is a midstream logistics and marketing master limited partnership that engages in the purchasing, selling, storing and logistics of transporting petroleum and related products. Co.'s segments are: Wholesale, which sells, gathers, stores and transports refined petroleum products, renewable fuels, crude oil and propane; Gasoline Distribution and Station Operations, which sells branded and unbranded gasoline to gasoline station operators and sub-jobbers; and Commercial, which includes sales and deliveries to end user customers in the public sector and to commercial and industrial end users of unbranded gasoline, home heating oil, diesel, kerosene, residual oil and bunker fuel.

GLOG — KEY STATS

Name:	GasLog Ltd
Stock buyback:	GLOG buyback
Website:	www.gaslogltd.com
Sector:	Oil & Gas Equipment & Services
36 Month Beta:	0.63
Total Market Cap:	\$1,418,000,000
% Held by Institutions:	NA%
% Held by ETFs:	2.66%

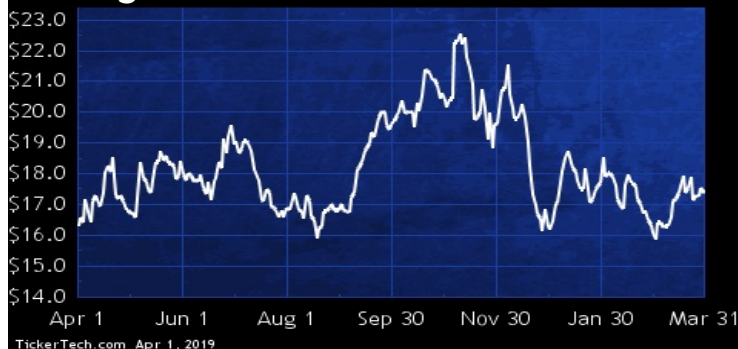
GLOG DIVIDEND HISTORY



TickerTech.com Mar 30, 2019

GLOG — 18.3% YIELD

GasLog Ltd

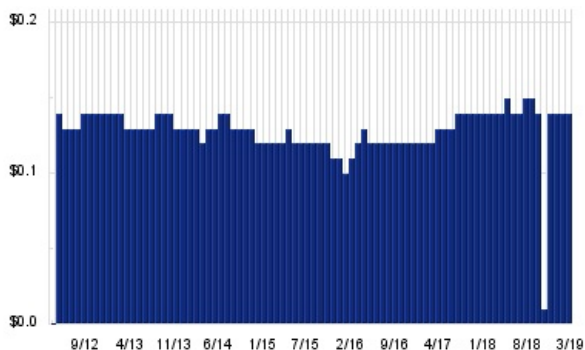


GasLog is an international owner, operator and manager of Liquefied Natural Gas (LNG) carriers based in Monaco. Co. is primarily engaged in the ownership, operation and management of vessels in the LNG market, providing maritime services for the transportation of LNG on a worldwide basis and LNG vessel management services. Co. conducts its operations through its vessel-owning subsidiaries and through its vessel management services subsidiary. Co.'s owned fleet consists of 27 owned LNG carriers, including 22 ships on the water. Co.'s operations are carried out from offices in Piraeus, London, New York, Singapore and Monaco.

PBA — KEY STATS

Name:	Pembina Pipeline Corp
Website:	www.pembina.com
Sector:	Oil & Gas Equipment & Services
36 Month Beta:	0.98
Total Market Cap:	\$13,681,000,000
% Held by Institutions:	36.67%
% Held by ETFs:	0.22%

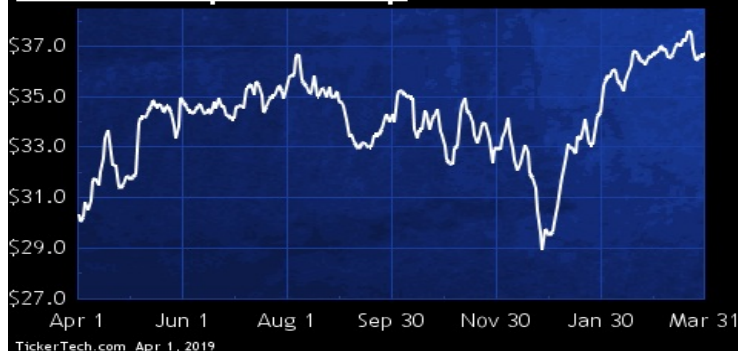
PBA DIVIDEND HISTORY



TickerTech.com Mar 30, 2019

PBA — 4.6% YIELD

Pembina Pipeline Corp



Pembina Pipeline has four operating segments: conventional pipelines business, which is a tariff-based operation consisting of pipelines and related facilities that deliver crude oil and natural gas liquids; oil sands and heavy oil business, which consists of the Syncrude Pipeline, the Cheecham Lateral and the Horizon Pipeline; midstream and marketing business, which consists of Co.'s direct and indirect interest in a storage operation, its direct interest in terminals, storage and hub services under a mixture of short, medium and long-term contractual arrangements; and gas services business which consists of natural gas gathering and processing facilities.

 **Energy Stock Channel**

 **Dividend Channel**

Nothing in Dividend Channel is intended to be investment advice, nor does it represent the opinion of, counsel from, or recommendations by BNK Invest Inc. or any of its affiliates, subsidiaries or partners. None of the information contained herein constitutes a recommendation that any particular security, portfolio, transaction, or investment strategy is suitable for any specific person. All viewers agree that under no circumstances will BNK Invest, Inc., its subsidiaries, partners, officers, employees, affiliates, or agents be held liable for any loss or damage caused by your reliance on information obtained. By visiting, using or viewing this site, you agree to the following [Full Disclaimer & Terms of Service](#). Video widget and dividend videos powered by Market News Video. Quote data delayed at least 20 minutes; data powered by Ticker Technologies, and Mergent. [Contact Dividend Channel](#); [Meet Our Editorial Staff](#).