

10 Yield Gushing Energy Stocks

<http://www.energystockchannel.com/>

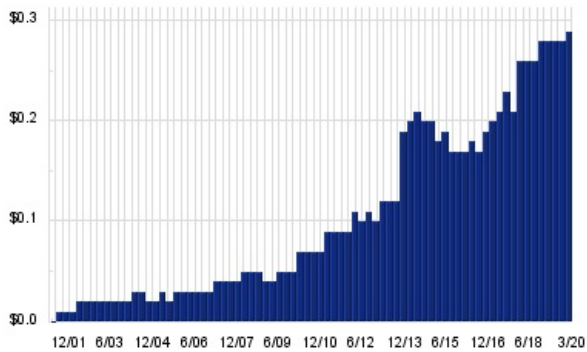
Energy Stock Channel paired our coverage universe of energy stocks, with Dividend Channel's proprietary DividendRank formula, to bring you this list of 10 top ranked energy dividend stocks. The DividendRank formula considers a variety of data – dividend history & yield, book value, quarterly earnings – and compares it to the stock's trading data to come up with certain calculations about profitability and about the stock's valuation (whether we think it looks "cheap" or "expensive"). The result is this list of the top most "interesting" ideas that merit further research.



CNQ – KEY STATS

Name:	Canadian Natural Resources Ltd
Stock buyback:	CNQ buyback
Website:	www.cnrl.com
Sector:	Oil & Gas Exploration & Production
36 Month Beta:	1.98
Total Market Cap:	\$10,526,000,000
% Held by Institutions:	50.87%
% Held by ETFs:	0.05%

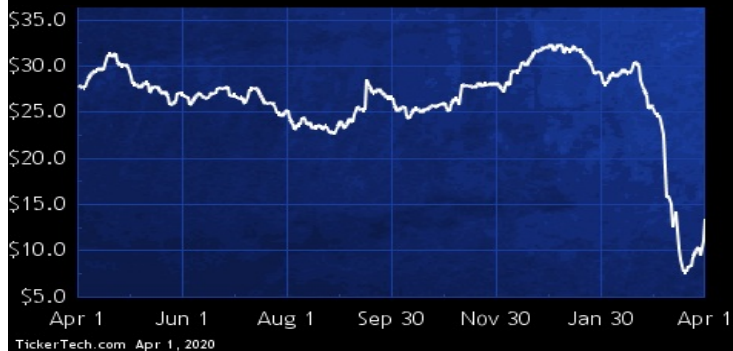
CNQ DIVIDEND HISTORY



TickerTech.com Apr 1, 2020

CNQ – 8.9% YIELD

Canadian Natural Resources Ltd

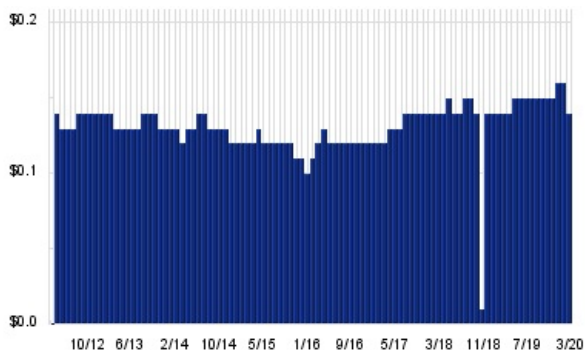


Canadian Natural Resources is an independent crude oil and natural gas exploration, development and production company. Co.'s exploration and production operations are focused in North America, largely in Western Canada; the U.K. portion of the North Sea; and CÃ´te d'Ivoire, Gabon, and South Africa in Offshore Africa. Co. had total proved reserves of 5.71 billion barrels of oil equivalent. Co.'s gross proved crude oil, bitumen (thermal oil), synthetic crude oil and natural gas liquids reserves totaled 4.70 billion barrels and its gross proved natural gas reserves totaled 6,106.00 billion cubic feet.

PBA – KEY STATS

Name:	Pembina Pipeline Corp
Website:	www.pembina.com
Sector:	Oil & Gas Equipment & Services
36 Month Beta:	1.64
Total Market Cap:	\$6,430,000,000
% Held by Institutions:	69.75%
% Held by ETFs:	0.22%

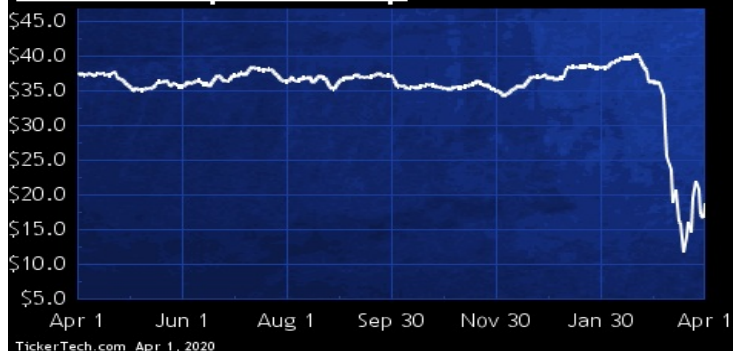
PBA DIVIDEND HISTORY



TickerTech.com Apr 1, 2020

PBA – 9.5% YIELD

Pembina Pipeline Corp

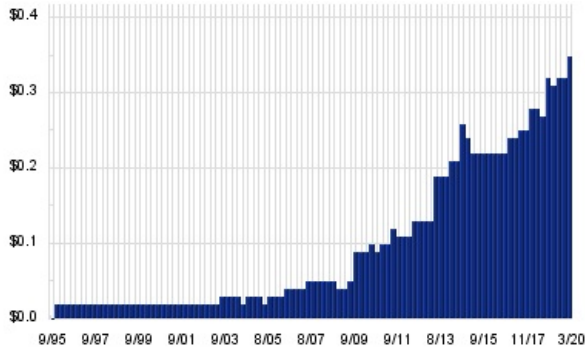


Pembina Pipeline has four operating segments: conventional pipelines business, which is a tariff-based operation consisting of pipelines and related facilities that deliver crude oil and natural gas liquids; oil sands and heavy oil business, which consists of the Syncrude Pipeline, the Cheecham Lateral and the Horizon Pipeline; midstream and marketing business, which consists of Co.'s direct and indirect interest in a storage operation, its direct interest in terminals, storage and hub services under a mixture of short, medium and long-term contractual arrangements; and gas services business which consists of natural gas gathering and processing facilities.

SU – KEY STATS

Name:	Suncor Energy Inc
Stock buyback:	SU buyback
Website:	www.suncor.com
Sector:	Oil & Gas Refining & Marketing
36 Month Beta:	1.97
Total Market Cap:	\$16,962,000,000
% Held by Institutions:	55.89%
% Held by ETFs:	0.08%

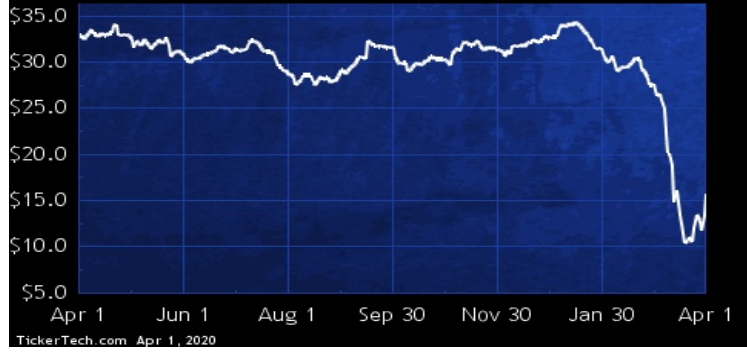
SU DIVIDEND HISTORY



TickerTech.com Apr 1, 2020

SU – 11.8% YIELD

Suncor Energy Inc

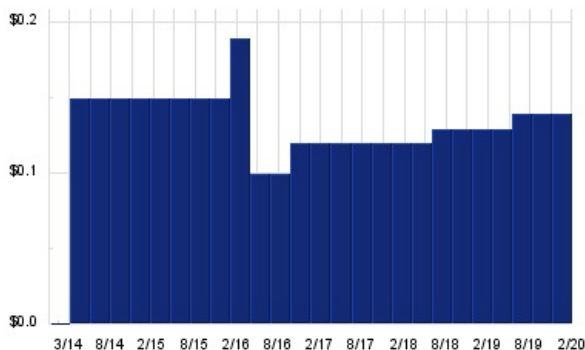


Suncor Energy is an energy company. Co.'s operations include oil sands development and upgrading, onshore and offshore oil and gas production, petroleum refining, and product marketing under the Petro-Canada brand. Co.'s segments include: oil sands, which develop and produce synthetic crude oil and related products through the recovery and upgrading of bitumen; exploration and production, which include offshore activity, and the exploration and production of crude oil, natural gas, and natural gas liquids; and refining and marketing, which include the refining of crude oil products, and the distribution and marketing of these and other purchased products, as well as a lubricants plant.

AROC – KEY STATS

Name:	Archrock Inc
Website:	www.archrock.com
Sector:	Oil & Gas Equipment & Services
36 Month Beta:	2.27
Total Market Cap:	\$561,000,000
% Held by Institutions:	89.46%
% Held by ETFs:	20.34%

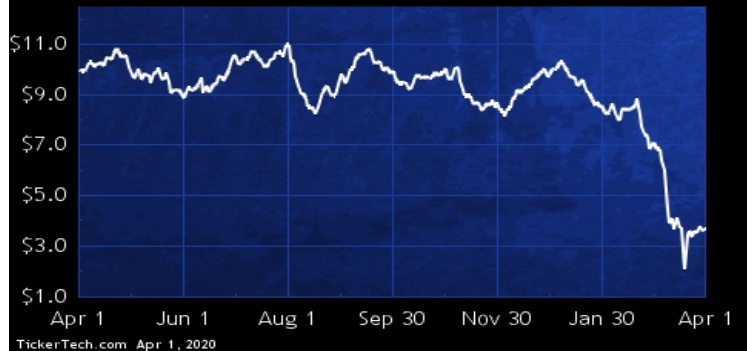
AROC DIVIDEND HISTORY



TickerTech.com Apr 1, 2020

AROC – 15.4% YIELD

Archrock Inc

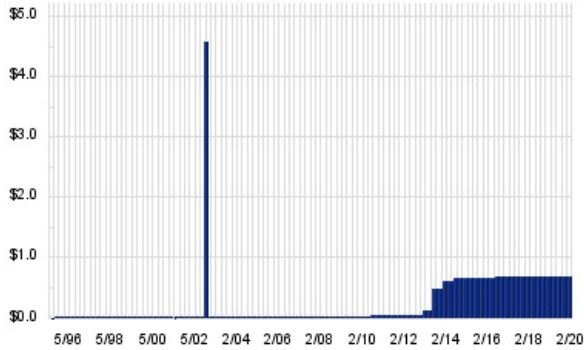


Archrock is an energy infrastructure company with a pure-play focus on midstream natural gas compression. Co. is the provider of natural gas compression services to customers in the oil and natural gas industry and a supplier of aftermarket services to customers that own compression equipment. Co. has two primary business segments: Contract Operations, which provides contract operations services, including the personnel, equipment, tools, materials and supplies to meet its customers' natural gas compression needs; and Aftermarket Services, which sells parts and components and provides operation, maintenance, overhaul and reconfiguration services to customers who own compression equipment.

HP – KEY STATS

Name:	Helmerich & Payne, Inc.
Website:	www.hpinc.com
Sector:	Oil & Gas Equipment & Services
36 Month Beta:	2.30
Total Market Cap:	\$1,834,000,000
% Held by Institutions:	81.27%
% Held by ETFs:	16.42%

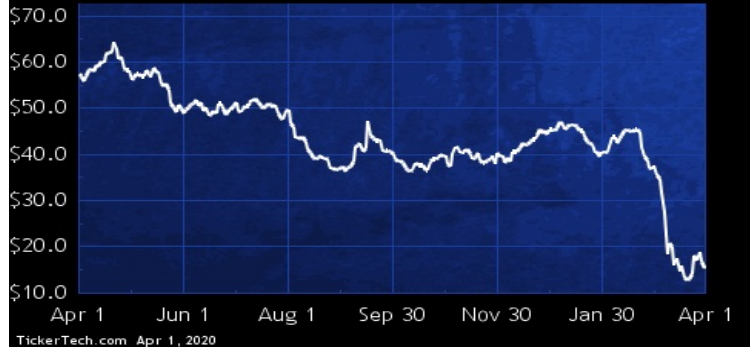
HP DIVIDEND HISTORY



TickerTech.com Apr 1, 2020

HP – 18.1% YIELD

Helmerich & Payne, Inc.

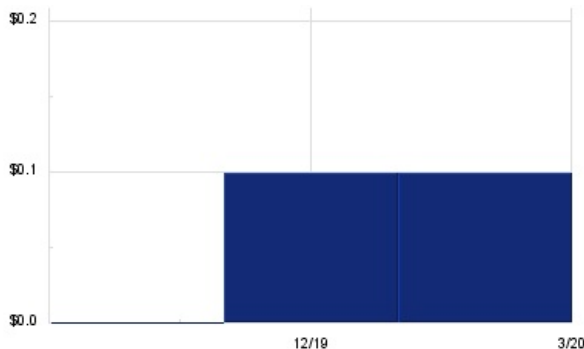


Helmerich & Payne provides drilling services and technologies for oil and gas exploration and production companies. Co.'s contract drilling business segments are: United States Land, which operates in Colorado, Louisiana, Ohio, Oklahoma, Montana, New Mexico, North Dakota, Pennsylvania, Texas, Utah, West Virginia and Wyoming; Offshore, which operates in United States federal waters in the Gulf of Mexico; and International Land, which has rigs in Argentina, Bahrain, Colombia and United Arab Emirates. Co.'s drilling technology-based business segment, Helmerich & Payne Technologies, is focused on developing, promoting and commercializing technologies designed to improve the drilling operations.

FLNG – KEY STATS

Name:	Flex LNG Ltd
Website:	www.flexlng.com
Sector:	Oil & Gas Exploration & Production

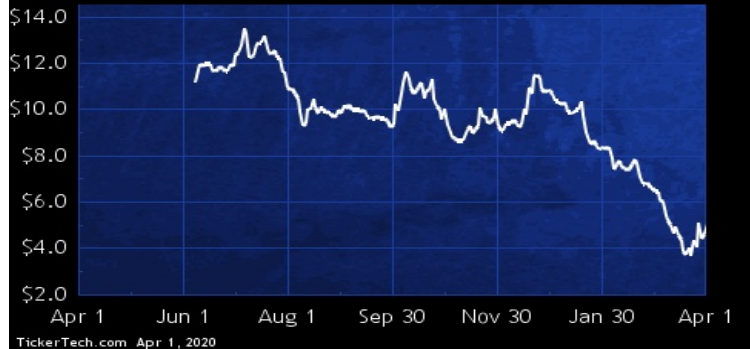
FLNG DIVIDEND HISTORY



TickerTech.com Apr 1, 2020

FLNG – 7.3% YIELD

Flex LNG Ltd

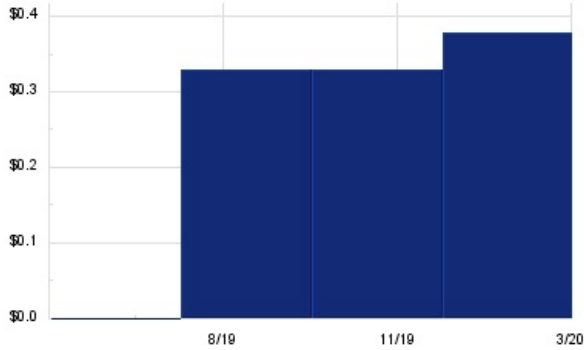


Flex LNG is engaged in the seaborne liquefied natural gas ("LNG") transportation through the ownership and operation of fuel efficient, fifth generation LNG carriers.

MNRL — KEY STATS

Name:	Brigham Minerals Inc
Website:	www.brighamminerals.com
Sector:	Oil & Gas Exploration & Production
36 Month Beta:	1.98
Total Market Cap:	\$275,000,000
% Held by Institutions:	109.659%
% Held by ETFs:	7.22%

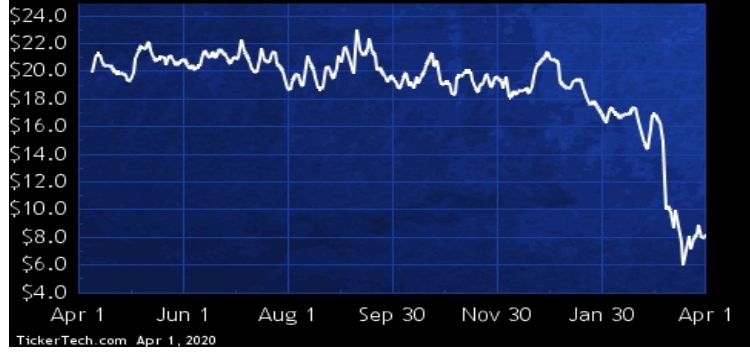
MNRL DIVIDEND HISTORY



TickerTech.com Apr 1, 2020

MNRL — 18.4% YIELD

Brigham Minerals Inc

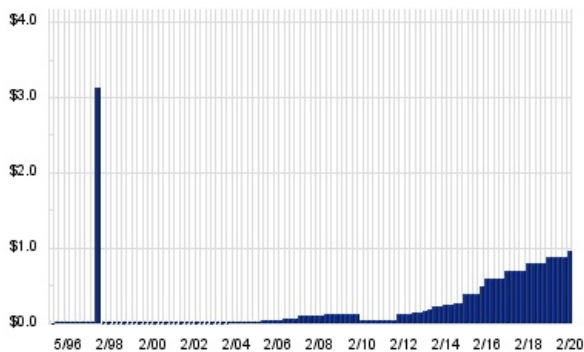


Brigham Minerals operates as a mineral acquisition company. Co. focuses on exploration of oil and gas. Co. serves customers in the United States.

VLO — KEY STATS

Name:	Valero Energy Corp
Stock buyback:	VLO buyback
Website:	www.valero.com
Sector:	Oil & Gas Refining & Marketing
36 Month Beta:	2.04
Total Market Cap:	\$18,496,000,000
% Held by Institutions:	70.45%
% Held by ETFs:	10.84%

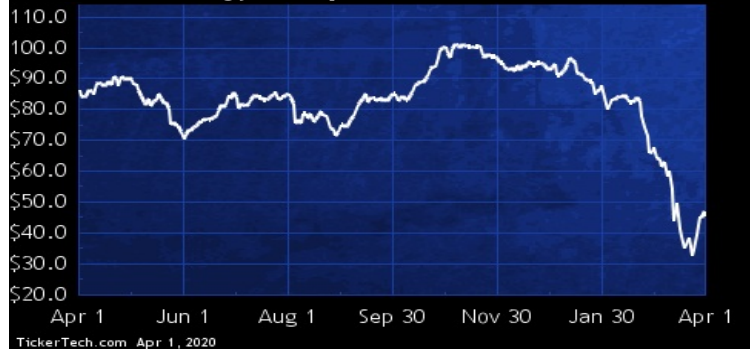
VLO DIVIDEND HISTORY



TickerTech.com Apr 1, 2020

VLO — 8.6% YIELD

Valero Energy Corp

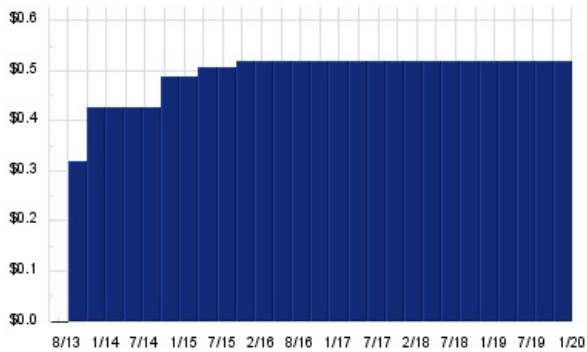


Valero Energy is an international manufacturer and marketer of transportation fuels and petrochemical products. Co.'s segments include: Refining, which includes its refining operations, the associated marketing activities, and logistics assets that support its refining operations; Ethanol, which includes its ethanol operations, the associated marketing activities, and logistics assets that support its ethanol operations; and Renewable Diesel, which includes the operations of its joint venture, Diamond Green Diesel Holdings LLC, which owns and operates a renewable diesel plant in Norco, LA.

KNOP — KEY STATS

Name:	KNOT Offshore Partners LP
Stock buyback:	KNOP buyback
Website:	www.knotoffshorepartners.com
Sector:	Oil & Gas Equipment & Services
36 Month Beta:	1.26
Total Market Cap:	\$86,000,000
% Held by Institutions:	20.8%
% Held by ETFs:	4.00%

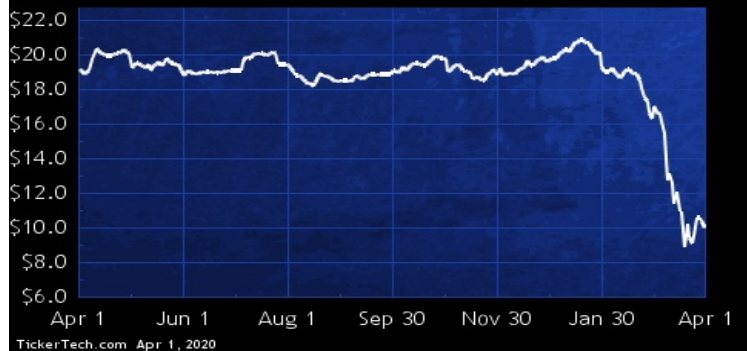
KNOP DIVIDEND HISTORY



TickerTech.com Apr 1, 2020

KNOP — 20.4% YIELD

KNOT Offshore Partners LP

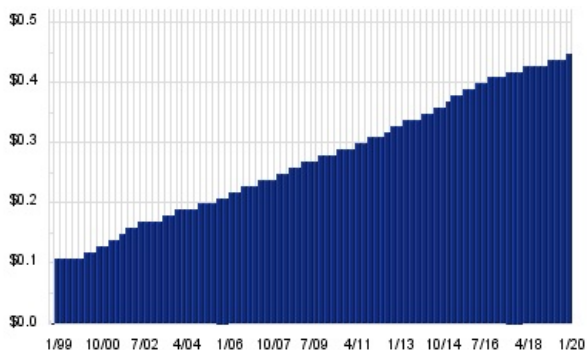


KNOT Offshore Partners is a limited partnership formed to own, operate and acquire shuttle tankers under long-term charters, which Co. defines as charters of five years or more.

EPD — KEY STATS

Name:	Enterprise Products Partners L.P.
Website:	www.enterpriseproducts.com
Sector:	Oil & Gas Equipment & Services
36 Month Beta:	1.41
Total Market Cap:	\$30,540,000,000
% Held by Institutions:	37.13%
% Held by ETFs:	0.54%

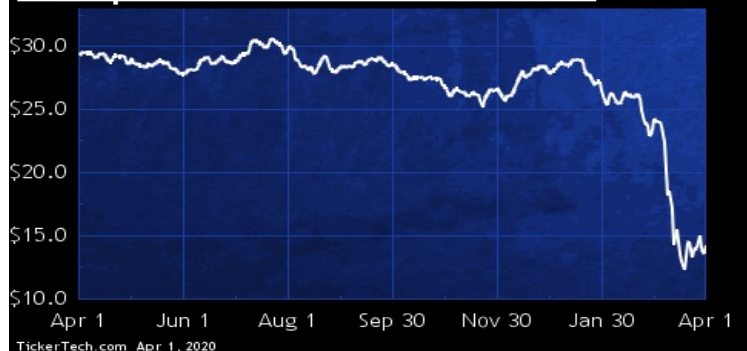
EPD DIVIDEND HISTORY



TickerTech.com Apr 1, 2020

EPD — 12.4% YIELD

Enterprise Products Partners L.P.



Enterprise Products Partners is a provider of midstream energy services to producers and consumers of natural gas, natural gas liquids (NGLs), crude oil, petrochemicals and refined products. Co.'s midstream energy operations include: natural gas gathering, treating, processing, transportation and storage; NGL transportation, fractionation, storage, and export and import terminals; crude oil gathering, transportation, storage, and export and import terminals; petrochemical and refined products transportation, storage, export and import terminals, and related services; and a marine transportation business that operates primarily on the U.S. inland and Intracoastal Waterway systems.

 **Energy Stock Channel**

 **Dividend Channel**

Nothing in Dividend Channel is intended to be investment advice, nor does it represent the opinion of, counsel from, or recommendations by BNK Invest Inc. or any of its affiliates, subsidiaries or partners. None of the information contained herein constitutes a recommendation that any particular security, portfolio, transaction, or investment strategy is suitable for any specific person. All viewers agree that under no circumstances will BNK Invest, Inc., its subsidiaries, partners, officers, employees, affiliates, or agents be held liable for any loss or damage caused by your reliance on information obtained. By visiting, using or viewing this site, you agree to the following [Full Disclaimer & Terms of Service](#). Video widget and dividend videos powered by Market News Video. Quote data delayed at least 20 minutes; data powered by Ticker Technologies, and Mergent. [Contact Dividend Channel](#); [Meet Our Editorial Staff](#).