

10 Yield Gushing Energy Stocks

<http://www.energystockchannel.com/>

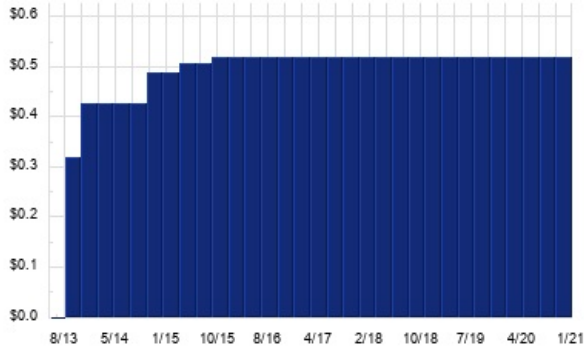
Energy Stock Channel paired our coverage universe of energy stocks, with Dividend Channel's proprietary DividendRank formula, to bring you this list of 10 top ranked energy dividend stocks. The DividendRank formula considers a variety of data – dividend history & yield, book value, quarterly earnings – and compares it to the stock's trading data to come up with certain calculations about profitability and about the stock's valuation (whether we think it looks "cheap" or "expensive"). The result is this list of the top most "interesting" ideas that merit further research.



KNOP — KEY STATS

Name: KNOT Offshore Partners LP
Stock buyback: KNOP buyback
Website: www.knotoffshorepartners.com
Sector: Oil & Gas Equipment & Services

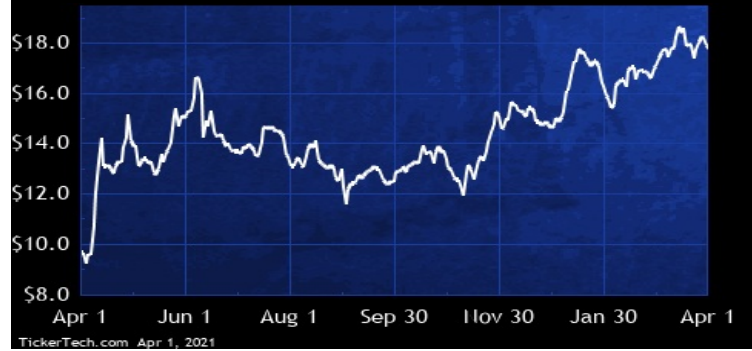
KNOP DIVIDEND HISTORY



TickerTech.com Apr 1, 2021

KNOP — 11.7% YIELD

KNOT Offshore Partners LP

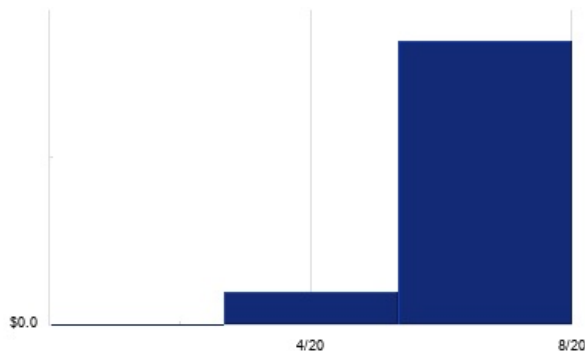


KNOT Offshore Partners is a limited partnership formed to own, operate and acquire shuttle tankers under long-term charters, which Co. defines as charters of five years or more.

TRMD — KEY STATS

Name: TORM Plc
Website: www.torm.com
Sector: Oil & Gas Equipment & Services

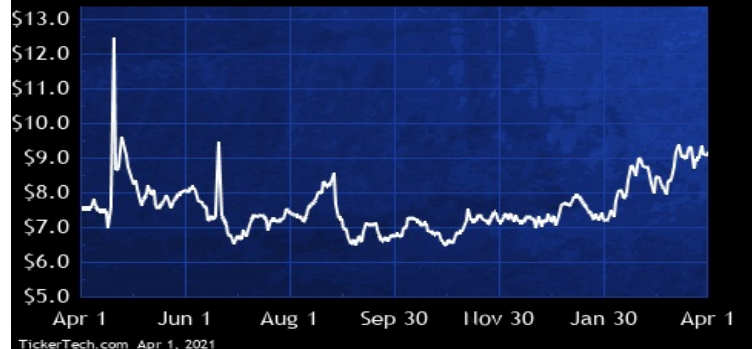
TRMD DIVIDEND HISTORY



TickerTech.com Apr 1, 2021

TRMD — 18.6% YIELD

TORM Plc

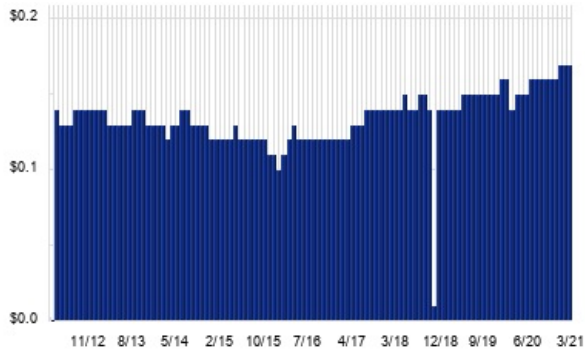


TORM is a carrier of refined oil products. Co.'s activities are primarily the transportation of clean petroleum products, such as gasoline, jet fuel, kerosene, naphtha and gas oil, and occasionally dirty petroleum products, such as fuel oil. Co. has an in-house operating and management platform which performs commercial, administrative and technical management for its vessels. Through this platform, Co. handles the commercial management of all its vessels and the technical management of all its owned vessels. Co. conducts all vessel sale and purchase activities in-house, utilizing relationships with shipbrokers, shipyards, financial institutions and other shipowners.

PBA — KEY STATS

Name:	Pembina Pipeline Corp
Website:	www.pembina.com
Sector:	Oil & Gas Equipment & Services
36 Month Beta:	1.62
Total Market Cap:	\$10,709,000,000
% Held by Institutions:	53.38%
% Held by ETFs:	0.28%

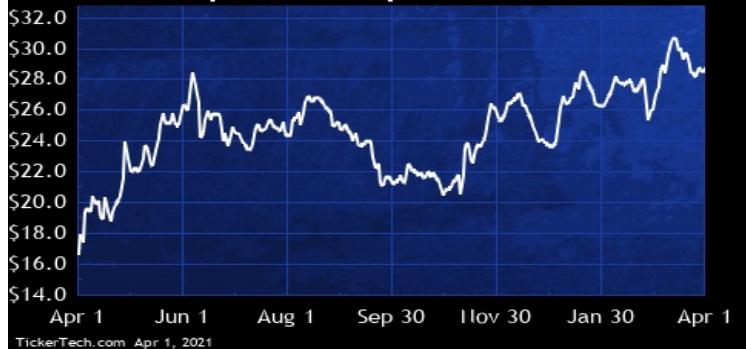
PBA DIVIDEND HISTORY



TickerTech.com Apr 1, 2021

PBA — 6.9% YIELD

Pembina Pipeline Corp

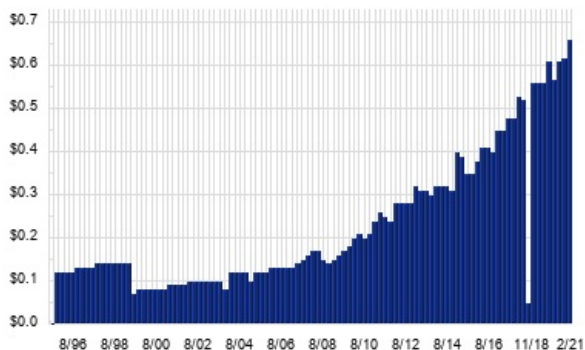


Pembina Pipeline has four operating segments: conventional pipelines business, which is a tariff-based operation consisting of pipelines and related facilities that deliver crude oil and natural gas liquids; oil sands and heavy oil business, which consists of the Syncrude Pipeline, the Cheecham Lateral and the Horizon Pipeline; midstream and marketing business, which consists of Co.'s direct and indirect interest in a storage operation, its direct interest in terminals, storage and hub services under a mixture of short, medium and long-term contractual arrangements; and gas services business which consists of natural gas gathering and processing facilities.

ENB — KEY STATS

Name:	Enbridge Inc
Website:	www.enbridge.com
Sector:	Oil & Gas Equipment & Services
36 Month Beta:	0.92
Total Market Cap:	\$75,348,000,000
% Held by Institutions:	49.81%
% Held by ETFs:	0.37%

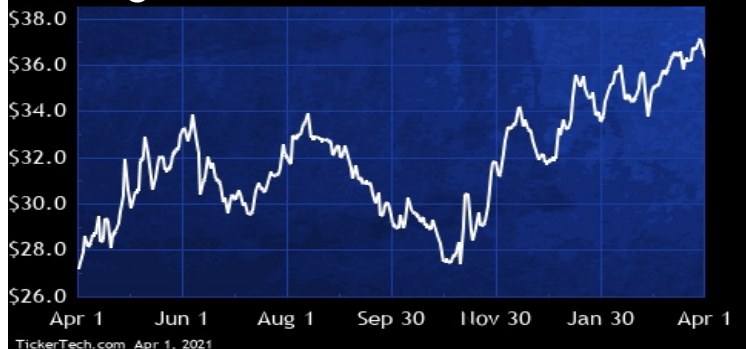
ENB DIVIDEND HISTORY



TickerTech.com Apr 1, 2021

ENB — 7.2% YIELD

Enbridge Inc

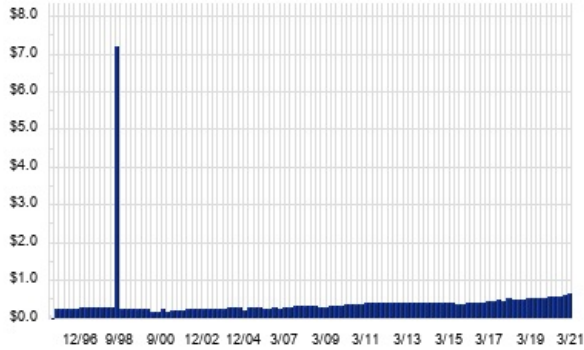


Enbridge is engaged in an energy transportation and distribution company. Co. conducts its business through five business segments: Liquids Pipelines; Gas Transmission and Midstream; Gas Distribution and Storage; Renewable Power Generation; and Energy Services.

TRP — KEY STATS

Name:	TC Energy Corp
Website:	www.tcenergy.com
Sector:	Oil & Gas Equipment & Services
36 Month Beta:	0.78
Total Market Cap:	\$33,543,000,000
% Held by Institutions:	63.85%
% Held by ETFs:	0.46%

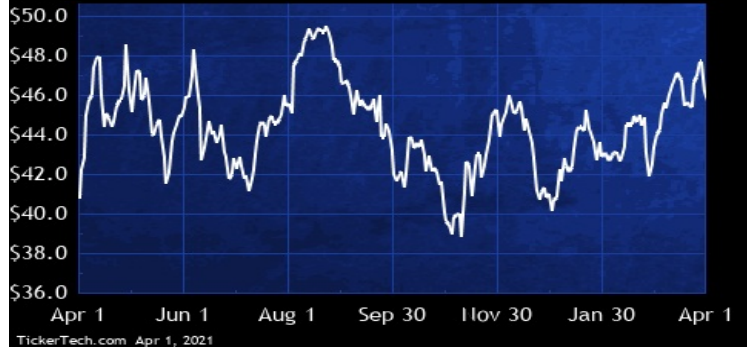
TRP DIVIDEND HISTORY



TickerTech.com Apr 1, 2021

TRP — 6.0% YIELD

TC Energy Corp

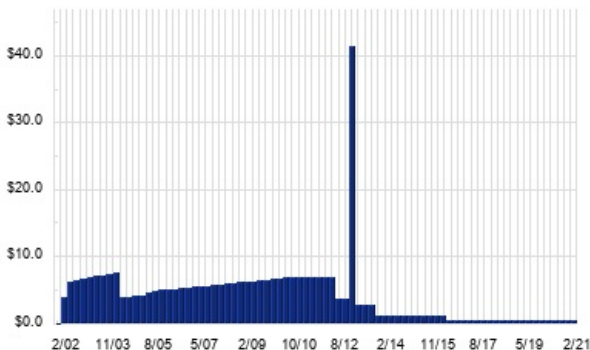


TC Energy is engaged as a North American energy infrastructure company which operates in five business segments: Canadian Natural Gas Pipelines, U.S. Natural Gas Pipelines, Mexico Natural Gas Pipelines, Liquids Pipelines and Power and Storage. These segments offer different products and services, including certain natural gas, crude oil and electricity marketing and storage services.

CEQP — KEY STATS

Name:	Crestwood Equity Partners LP
Website:	www.crestwoodlp.com
Sector:	Oil & Gas Equipment & Services
36 Month Beta:	3.78
Total Market Cap:	\$1,945,000,000
% Held by Institutions:	51.35%
% Held by ETFs:	0.10%

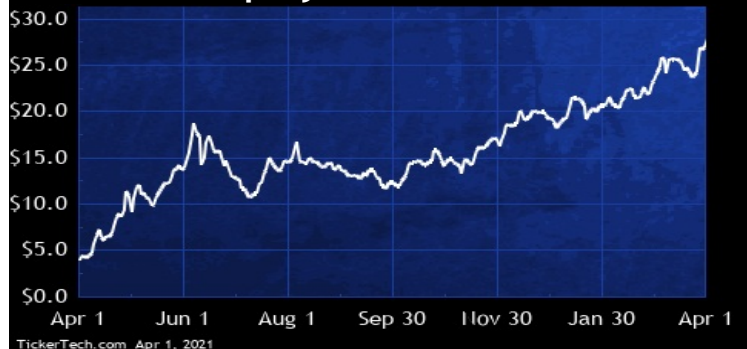
CEQP DIVIDEND HISTORY



TickerTech.com Apr 1, 2021

CEQP — 8.9% YIELD

Crestwood Equity Partners LP

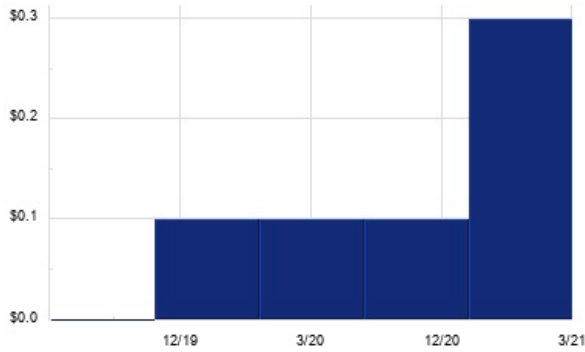


Crestwood Equity Partners is a holding company. Through its subsidiary, Co. develops, acquires, owns or controls, and operates assets and operations within the energy midstream sector. Co.'s segments are: gathering and processing, which provides gathering and transportation services and processing, treating and compression services to producers; storage and transportation, which provides crude oil and natural gas storage and transportation services to producers, utilities and other customers; and marketing, supply and logistics, which provides natural gas liquid, crude oil and natural gas marketing, storage and transportation services to producers, refiners, marketers and other customers.

FLNG – KEY STATS

Name:	Flex LNG Ltd
Website:	www.flexlng.com
Sector:	Oil & Gas Exploration & Production

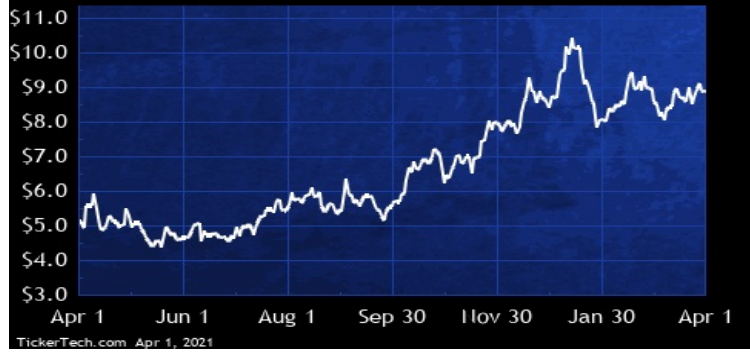
FLNG DIVIDEND HISTORY



TickerTech.com Apr 1, 2021

FLNG – 13.4% YIELD

Flex LNG Ltd

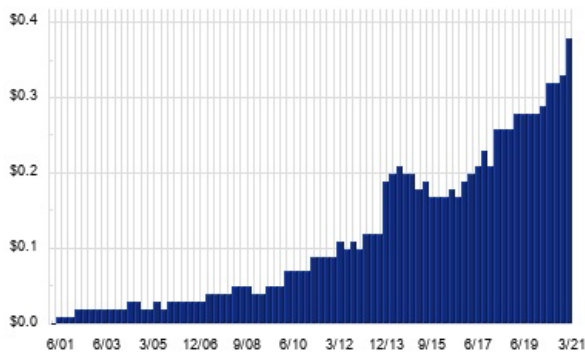


Flex LNG is engaged in the seaborne liquefied natural gas ("LNG") transportation through the ownership and operation of fuel efficient, fifth generation LNG carriers.

CNQ – KEY STATS

Name:	Canadian Natural Resources Ltd
Stock buyback:	CNQ buyback
Website:	www.cnrl.com
Sector:	Oil & Gas Exploration & Production
36 Month Beta:	2.16
Total Market Cap:	\$33,994,000,000
% Held by Institutions:	66.49%
% Held by ETFs:	0.03%

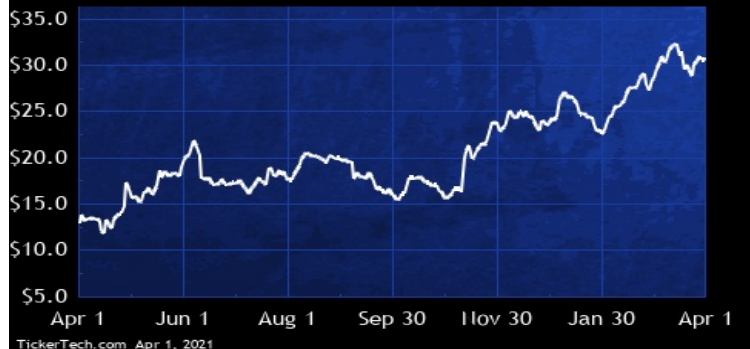
CNQ DIVIDEND HISTORY



TickerTech.com Apr 1, 2021

CNQ – 4.8% YIELD

Canadian Natural Resources Ltd



Canadian Natural Resources is an independent crude oil and natural gas exploration, development and production company. Co.'s exploration and production operations are focused in North America, mainly in Western Canada; the United Kingdom portion of the North Sea; and Cote d'Ivoire and South Africa in Offshore Africa. These activities include the exploration, development, production and marketing of crude oil, natural gas liquids and natural gas. Co.'s crude oil includes the following commodities: light and medium crude oil, primary heavy crude oil, Pelican Lake heavy crude oil, bitumen (thermal oil), and synthetic crude oil.

TOT – KEY STATS

Name:	Total SE
Website:	www.total.com
Sector:	Oil & Gas Exploration & Production

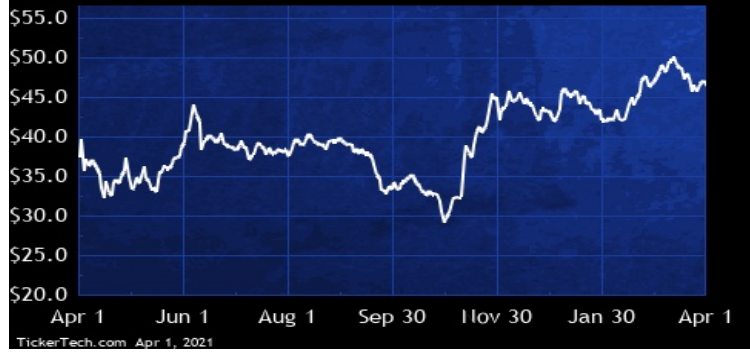
TOT DIVIDEND HISTORY



TickerTech.com Apr 1, 2021

TOT – 6.8% YIELD

Total SE



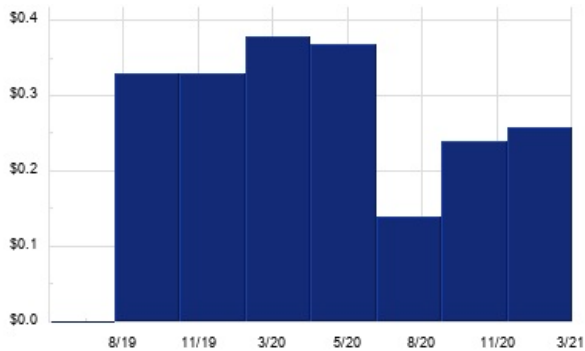
TickerTech.com Apr 1, 2021

TOTAL is a producer of oil and gas. Co.'s activities extend from exploration and production of oil, gas and electricity to the energy distribution to the end consumer through refining, liquefaction, petrochemicals, trading, energies transport and storage. Co.'s activities is structured around the following four segments: Exploration & Production, Integrated Gas, Renewables & Power (iGRP - comprising Co.'s integrated gas (including liquefied natural gas (LNG)) and low carbon electricity businesses and the upstream and midstream LNG activity), Refining & Chemicals and Marketing & Services.

MNRL – KEY STATS

Name:	Brigham Minerals Inc
Website:	www.brighamminerals.com
Sector:	Oil & Gas Exploration & Production
36 Month Beta:	2.34
Total Market Cap:	\$644,000,000
% Held by Institutions:	91.01%
% Held by ETFs:	10.40%

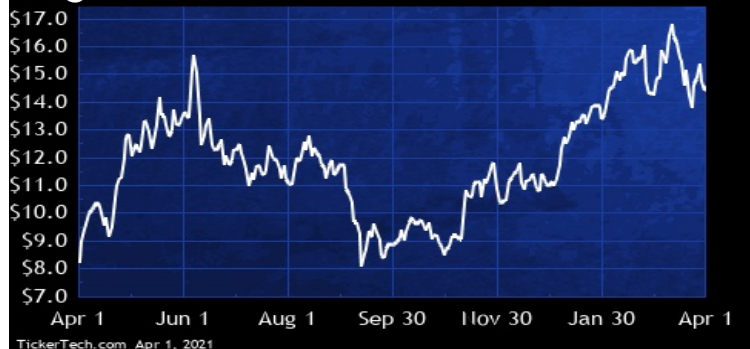
MNRL DIVIDEND HISTORY



TickerTech.com Apr 1, 2021

MNRL – 7.1% YIELD

Brigham Minerals Inc



TickerTech.com Apr 1, 2021

Brigham Minerals is a holding company. Through its subsidiaries, Co. acquires and manages a portfolio of mineral and royalty interests. Co.'s portfolio is comprised of mineral and royalty interests across four resource basins in the continental U.S., including the Permian Basin in Texas and New Mexico, the South Central Oklahoma Oil Province and Sooner Trend Anadarko Basin Canadian and Kingfisher Counties plays in the Anadarko Basin of Oklahoma, the Denver-Julesburg Basin in Colorado and Wyoming and the Williston Basin in North Dakota.

 **Energy Stock Channel**

 **Dividend Channel**

Nothing in Dividend Channel is intended to be investment advice, nor does it represent the opinion of, counsel from, or recommendations by BNK Invest Inc. or any of its affiliates, subsidiaries or partners. None of the information contained herein constitutes a recommendation that any particular security, portfolio, transaction, or investment strategy is suitable for any specific person. All viewers agree that under no circumstances will BNK Invest, Inc., its subsidiaries, partners, officers, employees, affiliates, or agents be held liable for any loss or damage caused by your reliance on information obtained. By visiting, using or viewing this site, you agree to the following [Full Disclaimer & Terms of Service](#). Video widget and dividend videos powered by Market News Video. Quote data delayed at least 20 minutes; data powered by Ticker Technologies, and Mergent. [Contact Dividend Channel](#); [Meet Our Editorial Staff](#).