

## 10 Yield Gushing Energy Stocks

<http://www.energystockchannel.com/>

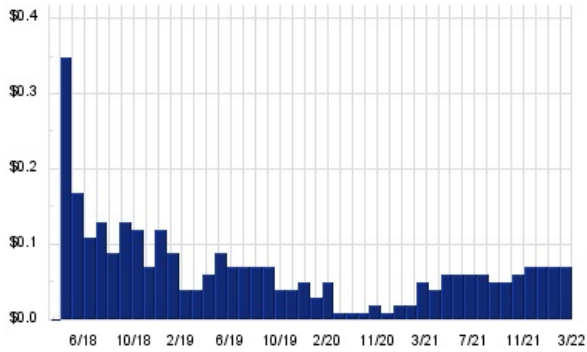
Energy Stock Channel paired our coverage universe of energy stocks, with Dividend Channel's proprietary DividendRank formula, to bring you this list of 10 top ranked energy dividend stocks. The DividendRank formula considers a variety of data – dividend history & yield, book value, quarterly earnings – and compares it to the stock's trading data to come up with certain calculations about profitability and about the stock's valuation (whether we think it looks "cheap" or "expensive"). The result is this list of the top most "interesting" ideas that merit further research.



## PRT — KEY STATS

Name:	PermRock Royalty Trust
Website:	<a href="http://www.permrock.com">www.permrock.com</a>
Sector:	Oil & Gas Exploration & Production

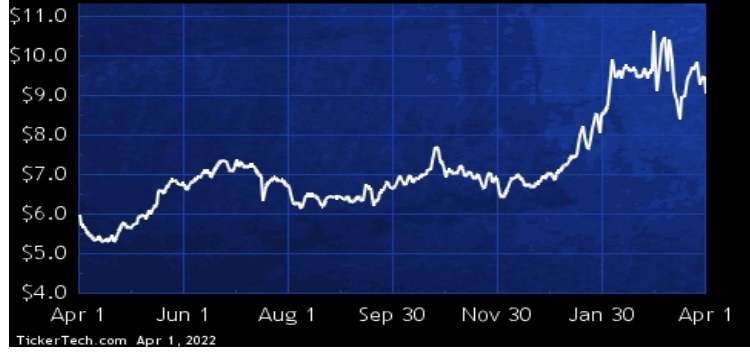
## PRT DIVIDEND HISTORY



TickerTech.com Apr 1, 2022

## PRT — 9.4% YIELD

### PermRock Royalty Trust

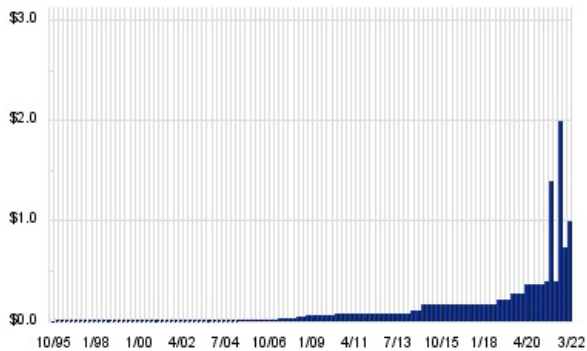


PermRock Royalty Trust acquires and holds the Net Profits Interest for the benefit of its unitholders. The Net Profits Interest entitles Co. to receive 80% of the net profits from the sale of oil and natural gas production from the Underlying Properties. The Underlying Properties consist of the following four operating areas: the Permian Clearfork area located in Hockley and Terry Counties, TX; the Permian Abo area located in Terry and Cochran Counties, TX; the Permian Shelf area located in Glasscock, Schleicher, Stonewall and Coke Counties, TX; and the Permian Platform area located in Ward, Crane, Terry and Ector Counties, TX.

## EOG — KEY STATS

Name:	EOG Resources, Inc.
Website:	<a href="http://www.eogresources.com">www.eogresources.com</a>
Sector:	Oil & Gas Exploration & Production
36 Month Beta:	1.84
Total Market Cap:	\$70,619,000,000
% Held by Institutions:	85.9%
% Held by ETFs:	14.78%

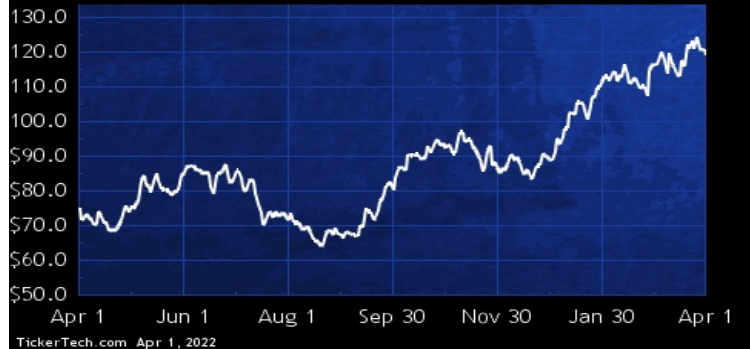
## EOG DIVIDEND HISTORY



TickerTech.com Apr 1, 2022

## EOG — 2.5% YIELD

### EOG Resources, Inc.

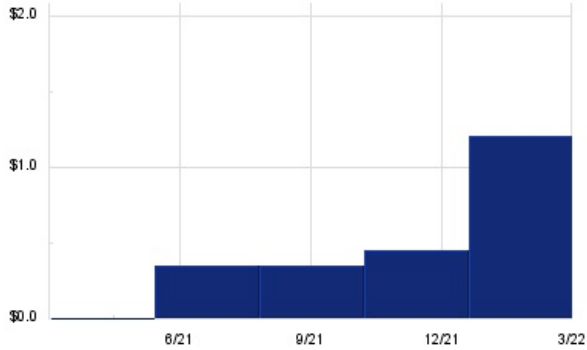


EOG Resources, together with its subsidiaries, explores for, develops, produces and markets crude oil, natural gas liquids and natural gas primarily in main producing basins in the U.S., The Republic of Trinidad and Tobago, The People's Republic of China, the Sultanate of Oman and, from time to time, select other international areas.

## CIVI – KEY STATS

Name:	Civitas Resources Inc
Website:	<a href="http://www.bonanzacrk.com">www.bonanzacrk.com</a>
Sector:	<a href="#">Oil &amp; Gas Exploration &amp; Production</a>
36 Month Beta:	0.71
Total Market Cap:	\$5,219,000,000
% Held by Institutions:	93.21%
% Held by ETFs:	19.77%

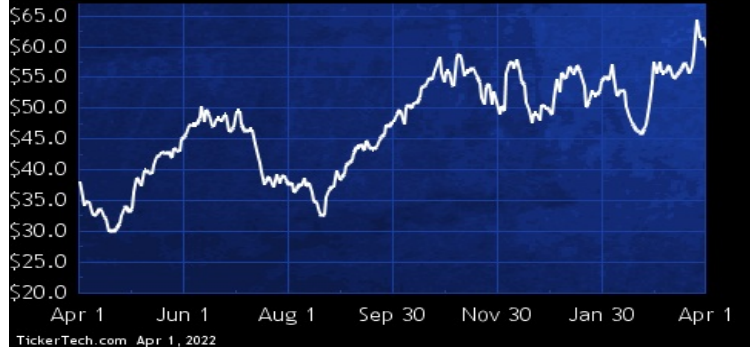
## CIVI DIVIDEND HISTORY



TickerTech.com Apr 1, 2022

## CIVI – 3.1% YIELD

### Civitas Resources Inc



Civitas Resources is an exploration and production company focused on the acquisition, development, and extraction of oil and associated natural gas in the U.S. Co.'s oil and assets and operations are concentrated in the rural portions of the Wattenberg Field in Colorado. Co.'s development and extraction activities are primarily directed at the horizontal development of the Niobrara and Codell formations in the Denver-Julesburg Basin.

## FANG – KEY STATS

Name:	Diamondback Energy, Inc.
Website:	<a href="http://www.diamondbackenergy.com">www.diamondbackenergy.com</a>
Sector:	<a href="#">Oil &amp; Gas Exploration &amp; Production</a>
36 Month Beta:	2.59
Total Market Cap:	\$24,613,000,000
% Held by Institutions:	86.66%
% Held by ETFs:	19.73%

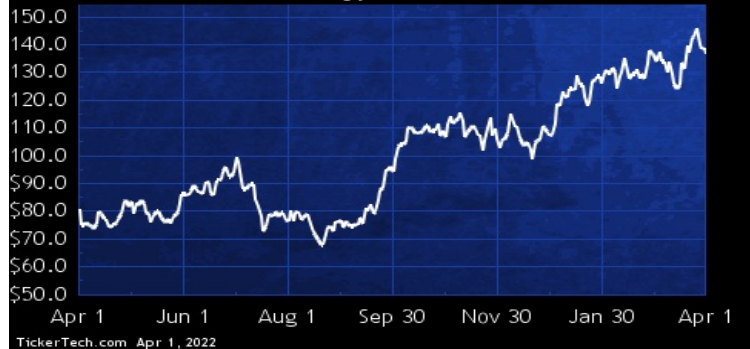
## FANG DIVIDEND HISTORY



TickerTech.com Apr 1, 2022

## FANG – 1.8% YIELD

### Diamondback Energy, Inc.

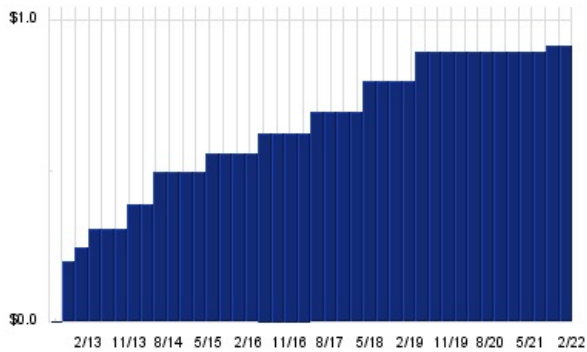


Diamondback Energy is an independent oil and natural gas company. Co. operates in the following segments: the upstream segment, which is engaged in the acquisition, development, exploration and exploitation of unconventional, onshore oil and natural gas reserves primarily in the Permian Basin in West Texas; and through its subsidiary, Rattler Midstream LP, the midstream operations segment, which is focused on ownership, operation, development and acquisition of the midstream infrastructure assets in the Midland and Delaware Basins of the Permian Basin.

## PSX — KEY STATS

Name:	Phillips 66
Stock buyback:	PSX buyback
Website:	<a href="http://www.Phillips66.com">www.Phillips66.com</a>
Sector:	Oil & Gas Refining & Marketing
36 Month Beta:	1.66
Total Market Cap:	\$36,598,000,000
% Held by Institutions:	68.54%
% Held by ETFs:	17.12%

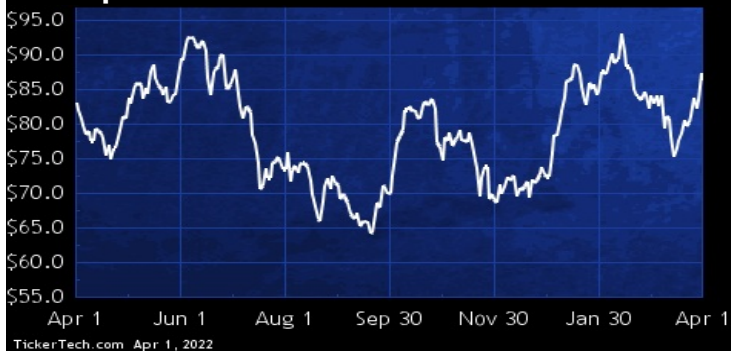
## PSX DIVIDEND HISTORY



TickerTech.com Apr 1, 2022

## PSX — 4.3% YIELD

### Phillips 66

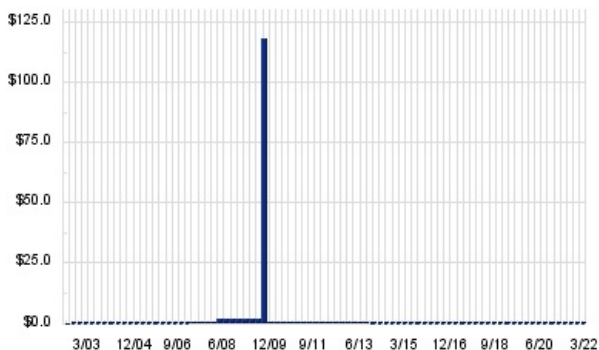


Phillips 66 is an energy manufacturing and logistics company with midstream, chemicals, refining, and marketing and specialties businesses. Co.'s segments include: Midstream, which provides crude oil and refined petroleum product transportation, termining and processing services, as well as natural gas and natural gas liquids transportation, storage, processing and marketing services; Chemicals, which manufactures and markets petrochemicals and plastics on a worldwide basis; Refining, which refines crude oil and other feedstocks into petroleum products; and Marketing and Specialties, which purchases for resale and markets refined petroleum products, mainly in the U.S. and Europe.

## OVV — KEY STATS

Name:	Ovintiv Inc
Website:	<a href="http://www.ovintiv.com">www.ovintiv.com</a>
Sector:	Oil & Gas Exploration & Production
36 Month Beta:	4.08
Total Market Cap:	\$13,706,000,000
% Held by Institutions:	74.41%
% Held by ETFs:	15.46%

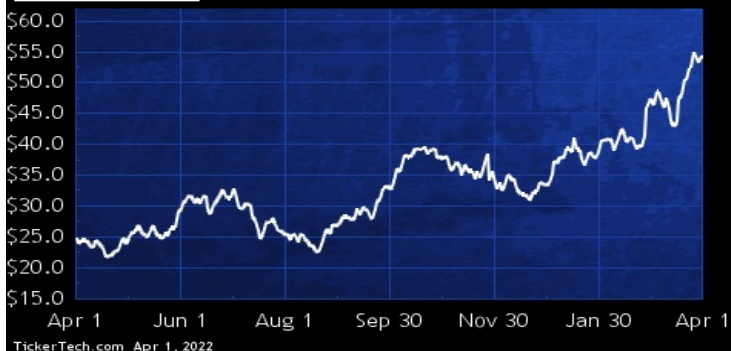
## OVV DIVIDEND HISTORY



TickerTech.com Apr 1, 2022

## OVV — 1.5% YIELD

### Ovintiv Inc

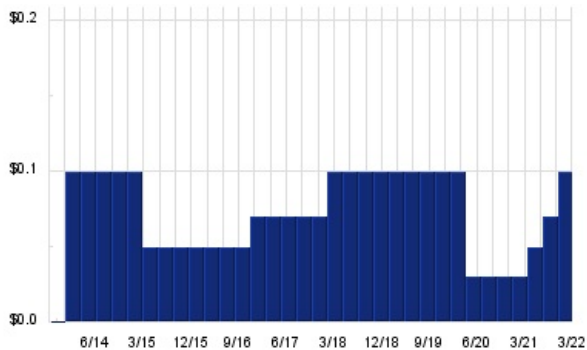


Ovintiv is a resource play company that is focused on developing its portfolio of oil and natural gas assets located in the U.S. and Canada. Co.'s operations also include the marketing of oil, natural gas liquids (NGLs) and natural gas. Co.'s operating segments are: U.S. Operations, which includes the exploration for, development of, and production of oil, NGLs, natural gas and other related activities within the U.S.; Canadian Operations includes the exploration for, development of, and production of oil, NGLs, natural gas and other related activities within Canada; Market Optimization activities, which is responsible for the sale of Co.'s proprietary production to third party customers.

## EPM — KEY STATS

Name:	Evolution Petroleum Corp
Stock buyback:	<a href="#">EPM buyback</a>
Website:	<a href="http://www.evolutionpetroleum.com">www.evolutionpetroleum.com</a>
Sector:	<a href="#">Oil &amp; Gas Exploration &amp; Production</a>
36 Month Beta:	1.00
Total Market Cap:	\$227,000,000
% Held by Institutions:	63.22%
% Held by ETFs:	4.87%

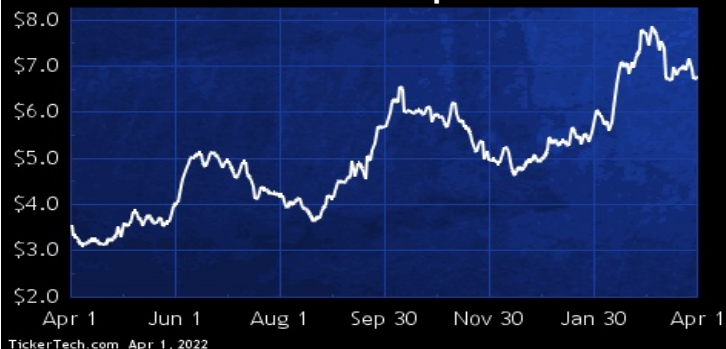
## EPM DIVIDEND HISTORY



TickerTech.com Apr 1, 2022

## EPM — 5.9% YIELD

### Evolution Petroleum Corp

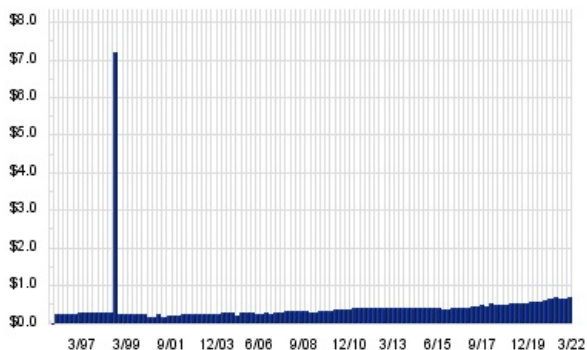


Evolution Petroleum is an oil and natural gas company focused on the ownership, management, and development of producing oil and natural gas properties. Co.'s producing assets consist of its interests in the Delhi Holt-Bryant Unit in the Delhi field in Northeast Louisiana, a Carbon Dioxide oil recovery project, its interests in the Hamilton Dome field located in Hot Springs County, WY, a secondary recovery field utilizing water injection wells to pressurize the reservoir, its interests in the Barnett Shale located in North Texas, a natural gas producing shale reservoir, and overriding royalty interests in onshore central Texas wells.

## TRP — KEY STATS

Name:	TC Energy Corp
Website:	<a href="http://www.tcenergy.com">www.tcenergy.com</a>
Sector:	<a href="#">Oil &amp; Gas Equipment &amp; Services</a>
36 Month Beta:	0.65
Total Market Cap:	\$40,843,000,000
% Held by Institutions:	71.63%
% Held by ETFs:	0.50%

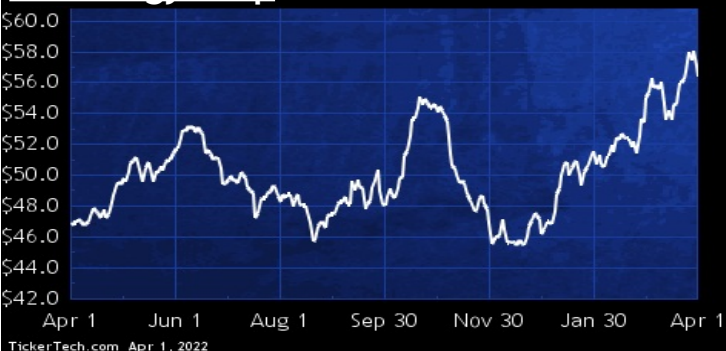
## TRP DIVIDEND HISTORY



TickerTech.com Apr 1, 2022

## TRP — 6.4% YIELD

### TC Energy Corp

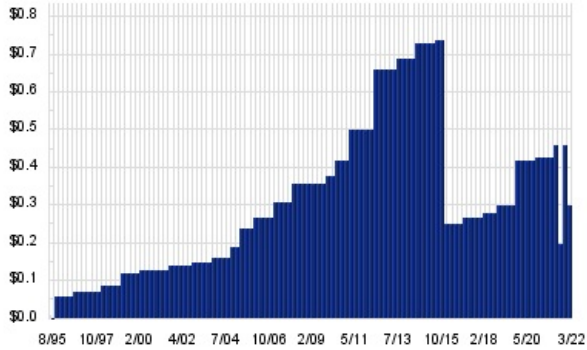


TC Energy is an energy infrastructure company which operates in three main businesses: Natural Gas Pipelines, Liquids Pipelines and Power and Storage. Co. has five business segments: Canadian Natural Gas Pipelines, U.S. Natural Gas Pipelines, Mexico Natural Gas Pipelines, Liquids Pipelines and Power and Storage. Natural Gas Pipelines and Liquids Pipelines are principally comprised of Co.'s natural gas and liquids pipelines in Canada, the U.S. and Mexico, as well as its natural gas storage operations in the U.S. Power and Storage includes Co.'s power operations and its unregulated natural gas storage business in Canada.

## COP – KEY STATS

Name:	ConocoPhillips
Website:	<a href="http://www.conocophillips.com">www.conocophillips.com</a>
Sector:	Oil & Gas Exploration & Production
36 Month Beta:	1.62
Total Market Cap:	\$134,832,000,000
% Held by Institutions:	94.76%
% Held by ETFs:	12.64%

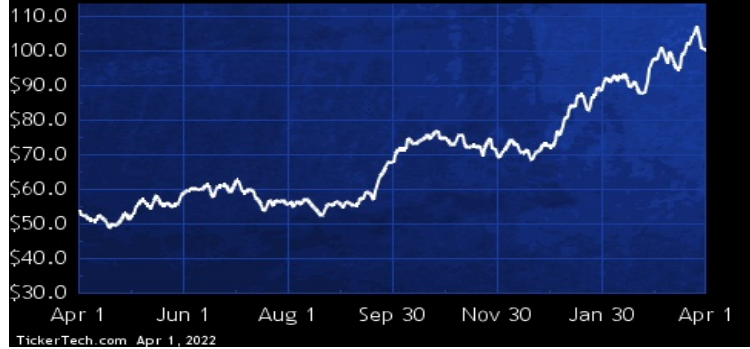
## COP DIVIDEND HISTORY



TickerTech.com Apr 1, 2022

## COP – 1.2% YIELD

### ConocoPhillips

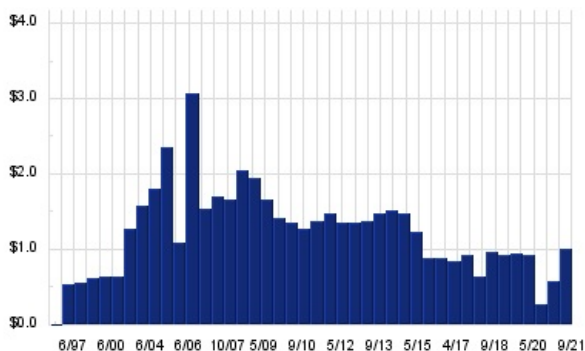


ConocoPhillips is an exploration and production company. Co. explores for, produces, transports and markets crude oil, bitumen, natural gas, liquefied natural gas and natural gas liquids. Co.'s segments include: Alaska, which operates in Alaska; Lower 48, which operates in U.S. and the Gulf of Mexico; Canada, which operates in Alberta and British Columbia; Europe, Middle East and North Africa, which consists of operations in the Norwegian sector of the North Sea; the Norwegian Sea; Qatar; Libya; and commercial and terminalling operations in the U.K; Asia Pacific, which operates in China, Indonesia, Malaysia and Australia; and Other International, which operates in Colombia and Argentina.

## E – KEY STATS

Name:	ENI S.p.A.
Website:	<a href="http://www.eni.com">www.eni.com</a>
Sector:	Oil & Gas Exploration & Production

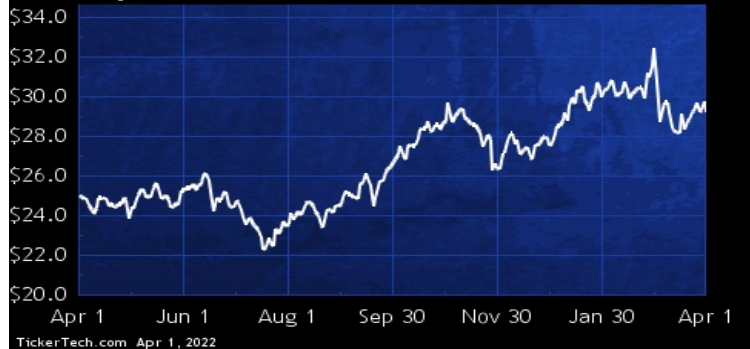
## E DIVIDEND HISTORY



TickerTech.com Apr 1, 2022

## E – 6.4% YIELD

### ENI S.p.A.



ENI engages in producing and selling energy products and services to worldwide markets. Co.'s segments include: Exploration and Production, which engages in oil and natural gas exploration and field development and production, as well as in Liquefied Natural Gas (LNG) operations, in various countries; Global Gas and LNG Portfolio, which engages in the wholesale activity of supplying and selling natural gas via pipeline and LNG, and the international transport activity; and Refining and Marketing and Chemicals, which engages in the manufacturing, supply and distribution and marketing activities of oil products and chemical products and in trading activities.



Nothing in Dividend Channel is intended to be investment advice, nor does it represent the opinion of, counsel from, or recommendations by BNK Invest Inc. or any of its affiliates, subsidiaries or partners. None of the information contained herein constitutes a recommendation that any particular security, portfolio, transaction, or investment strategy is suitable for any specific person. All viewers agree that under no circumstances will BNK Invest, Inc., its subsidiaries, partners, officers, employees, affiliates, or agents be held liable for any loss or damage caused by your reliance on information obtained. By visiting, using or viewing this site, you agree to the following [Full Disclaimer & Terms of Service](#). Video widget and dividend videos powered by Market News Video. Quote data delayed at least 20 minutes; data powered by Ticker Technologies, and Mergent. [Contact Dividend Channel](#); [Meet Our Editorial Staff](#).