

10 Yield Gushing Energy Stocks

<http://www.energystockchannel.com/>

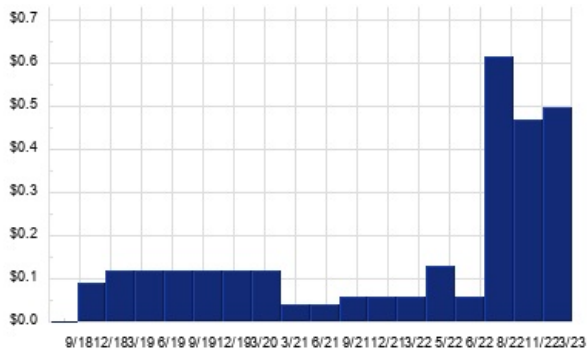
Energy Stock Channel paired our coverage universe of energy stocks, with Dividend Channel's proprietary DividendRank formula, to bring you this list of 10 top ranked energy dividend stocks. The DividendRank formula considers a variety of data – dividend history & yield, book value, quarterly earnings – and compares it to the stock's trading data to come up with certain calculations about profitability and about the stock's valuation (whether we think it looks "cheap" or "expensive"). The result is this list of the top most "interesting" ideas that merit further research.



BRY — KEY STATS

Name:	Berry Corp (bry)
Stock buyback:	BRY buyback
Website:	www.bry.com
Sector:	Oil & Gas Exploration & Production
36 Month Beta:	1.83
Total Market Cap:	\$588,000,000
% Held by Institutions:	85.61%
% Held by ETFs:	10.72%

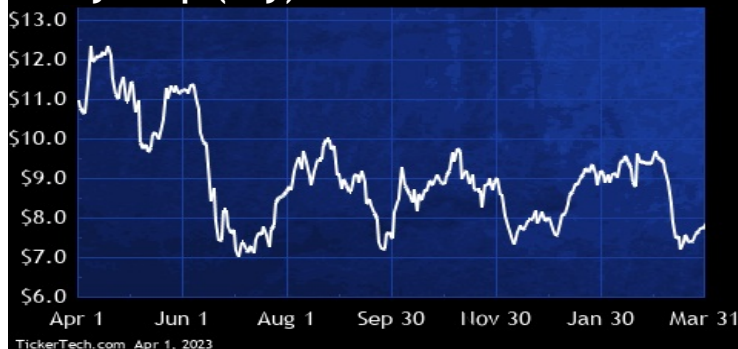
BRY DIVIDEND HISTORY



TickerTech.com Apr 1, 2023

BRY — 3.1% YIELD

Berry Corp (bry)

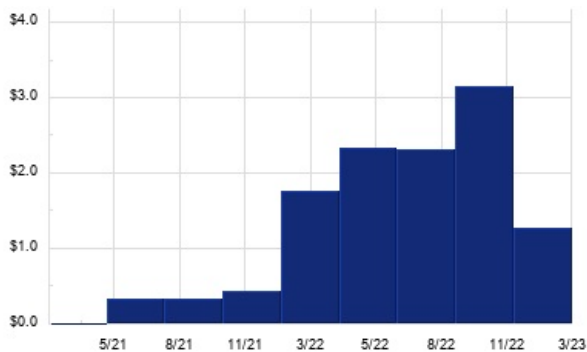


Berry is an independent upstream energy company focused on the development and production of oil reserves, primarily located in California, with the well servicing and abandonment capabilities in California. Co. has two reportable segments: Development and Production and Well Servicing and Abandonment. The Development and Production segment consists of the development and production of oil reserves, primarily located in California, as well as Utah. The Well Servicing and Abandonment segment provides wellsite services in California to oil and natural gas production companies, with a focus on well servicing, well abandonment services and water logistics.

CHK — KEY STATS

Name:	Chesapeake Energy Corp.
Stock buyback:	CHK buyback
Website:	www.chk.com
Sector:	Oil & Gas Exploration & Production
36 Month Beta:	0.67
Total Market Cap:	\$10,119,000,000
% Held by Institutions:	97.29%
% Held by ETFs:	11.85%

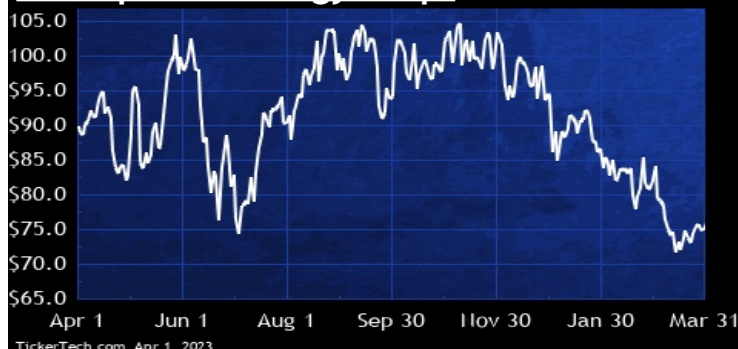
CHK DIVIDEND HISTORY



TickerTech.com Apr 1, 2023

CHK — 2.9% YIELD

Chesapeake Energy Corp.

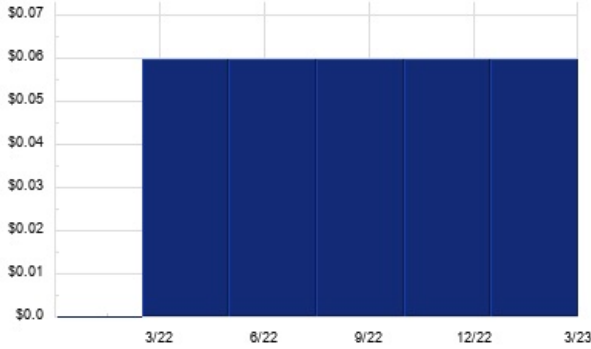


Chesapeake Energy is a holding company. Through its subsidiaries, Co. is an independent exploration and production company engaged in the acquisition, exploration and development of properties to produce oil, natural gas and natural gas liquids from underground reservoirs. Co. owns a portfolio of onshore U.S. unconventional natural gas and liquids assets, including interests in several oil and natural gas wells. Co.'s portfolio is focused on three operating areas including the natural gas resource plays in the Marcellus Shale in the northern Appalachian Basin in Pennsylvania and the Haynesville/Bossier Shales in northwestern Louisiana and in the Eagle Ford Shale in South Texas.

EPSN — KEY STATS

Name:	Epsilon Energy Ltd
Stock buyback:	EPSN buyback
Website:	www.epsilonenergyLtd.com
Sector:	Oil & Gas Exploration & Production
36 Month Beta:	0.38
Total Market Cap:	\$123,000,000
% Held by Institutions:	54.94%
% Held by ETFs:	5.95%

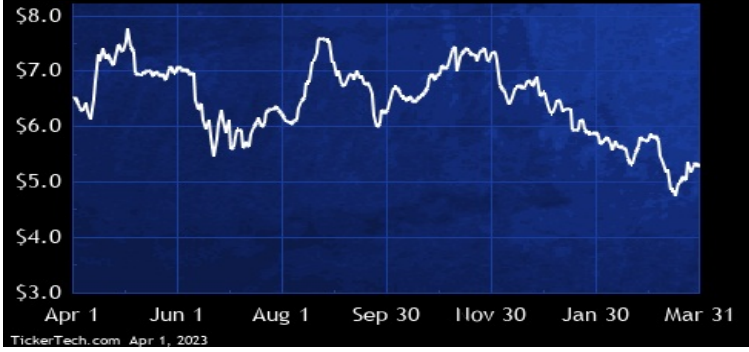
EPSN DIVIDEND HISTORY



TickerTech.com Apr 1, 2023

EPSN — 4.7% YIELD

Epsilon Energy Ltd

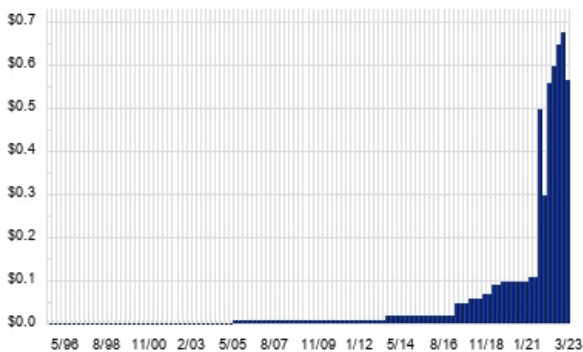


Epsilon Energy is an on-shore focused independent natural gas and oil company engaged in the acquisition, development, gathering and production of natural gas and oil reserves. Co.'s primary area of operation is Pennsylvania. Co. has natural gas production in Pennsylvania and oil, natural gas liquids and natural gas production in Oklahoma. Co.'s operating segments include: Upstream, which activities include acquisition, exploration, development and production of oil and natural gas reserves on properties within the U.S.; and Gathering System, in which Co. partners with other companies to operate a natural gas gathering system.

CTRA — KEY STATS

Name:	Coterra Energy Inc
Stock buyback:	CTRA buyback
Website:	www.coterra.com
Sector:	Oil & Gas Exploration & Production
36 Month Beta:	0.50
Total Market Cap:	\$18,523,000,000
% Held by Institutions:	87.4%
% Held by ETFs:	21.30%

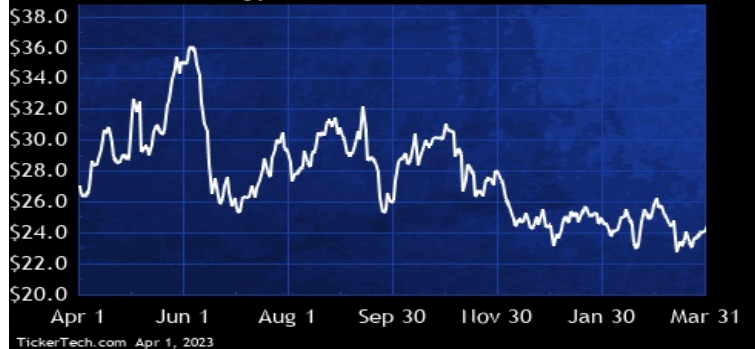
CTRA DIVIDEND HISTORY



TickerTech.com Apr 1, 2023

CTRA — 3.3% YIELD

Coterra Energy Inc

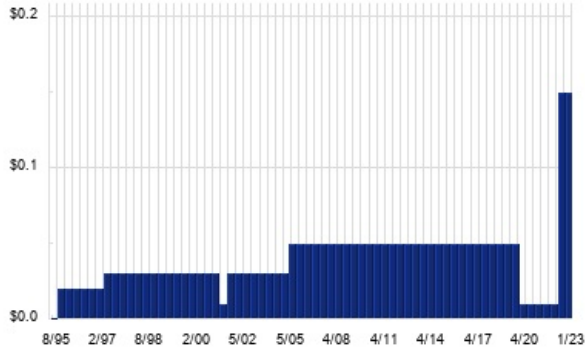


Coterra Energy is an independent oil and gas company engaged in the development, exploration and production of oil, natural gas and natural gas liquids. Co.'s assets are concentrated in areas with known hydrocarbon resources, which are conducive to multi-well, repeatable development programs. Co. operates in one segment, oil and natural gas development, exploration and production, in the continental U.S. Co.'s operations are primarily concentrated in three operating areas, the Marcellus Shale in northeast Pennsylvania, the Permian Basin in west Texas and southeast New Mexico and the Anadarko Basin in the Mid-Continent region in Oklahoma.

SM – KEY STATS

Name:	SM Energy Co.
Website:	www.sm-energy.com
Sector:	Oil & Gas Exploration & Production
36 Month Beta:	4.65
Total Market Cap:	\$3,385,000,000
% Held by Institutions:	97.47%
% Held by ETFs:	27.69%

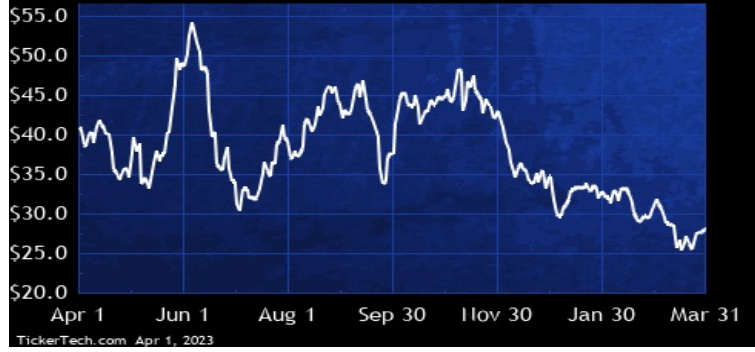
SM DIVIDEND HISTORY



TickerTech.com Apr 1, 2023

SM – 2.1% YIELD

SM Energy Co.



SM Energy is an independent energy company engaged in the acquisition, exploration, development, and production of oil, gas, and natural gas liquids in the state of Texas. Co.'s operations are concentrated in the Midland Basin and South Texas.

VET – KEY STATS

Name:	Vermilion Energy Inc
Website:	www.vermilionenergy.com
Sector:	Oil & Gas Exploration & Production
36 Month Beta:	1.73
Total Market Cap:	\$1,392,000,000
% Held by Institutions:	40.33%
% Held by ETFs:	0.49%

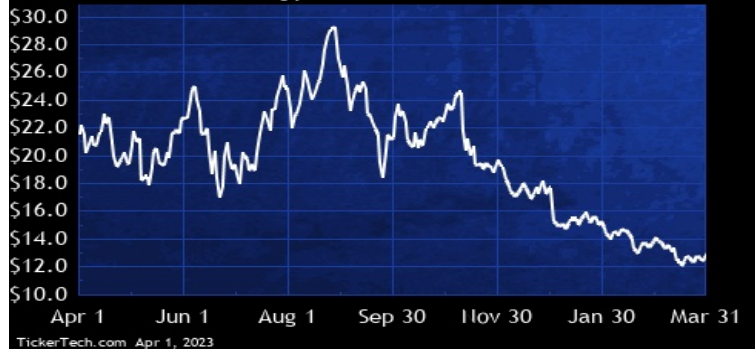
VET DIVIDEND HISTORY



TickerTech.com Apr 1, 2023

VET – 3.2% YIELD

Vermilion Energy Inc

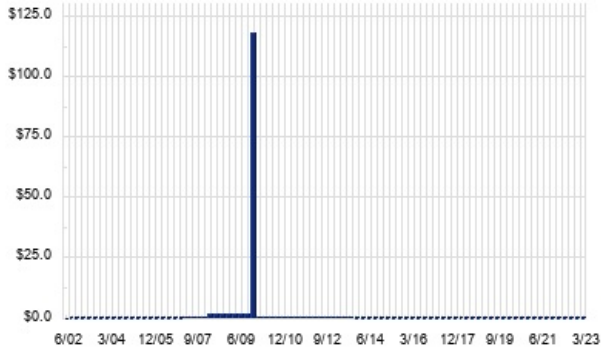


Vermilion Energy and its subsidiaries are engaged in the business of petroleum and natural gas exploration, development, acquisition, and production.

OVV – KEY STATS

Name:	Ovintiv Inc
Website:	www.ovintiv.com
Sector:	Oil & Gas Exploration & Production
36 Month Beta:	2.57
Total Market Cap:	\$8,559,000,000
% Held by Institutions:	76.26%
% Held by ETFs:	13.94%

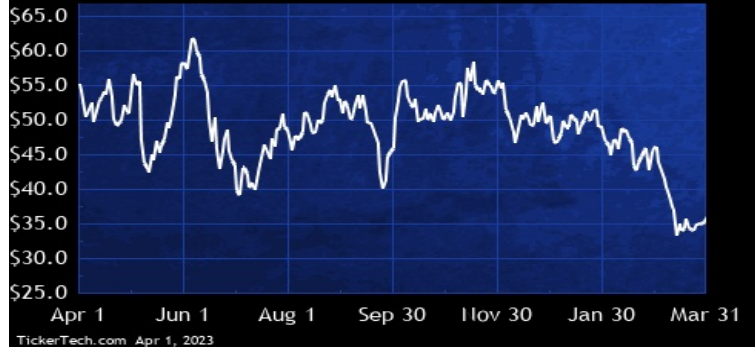
OVV DIVIDEND HISTORY



TickerTech.com Apr 1, 2023

OVV – 2.8% YIELD

Ovintiv Inc

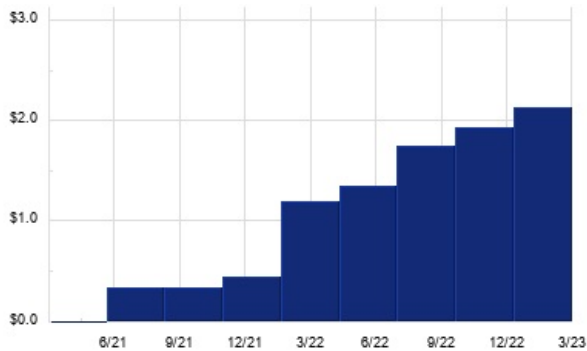


Ovintiv is an oil and natural gas exploration and production company that is focused on developing its portfolio of oil and natural gas assets located in the U.S. and Canada. Co.'s operations also include the marketing of oil, natural gas liquids (NGLs) and natural gas. Co.'s segments are: USA Operations, which includes the exploration for, development of, and production of oil, NGLs, natural gas and other related activities within the U.S.; Canadian Operations, which includes the exploration for, development of, and production of oil, NGLs, natural gas and other related activities within Canada; and Market Optimization, which includes the sale of its production to third party customers.

CIVI – KEY STATS

Name:	Civitas Resources Inc
Website:	www.civitasresources.com
Sector:	Oil & Gas Exploration & Production
36 Month Beta:	1.46
Total Market Cap:	\$5,410,000,000
% Held by Institutions:	98.16%
% Held by ETFs:	21.88%

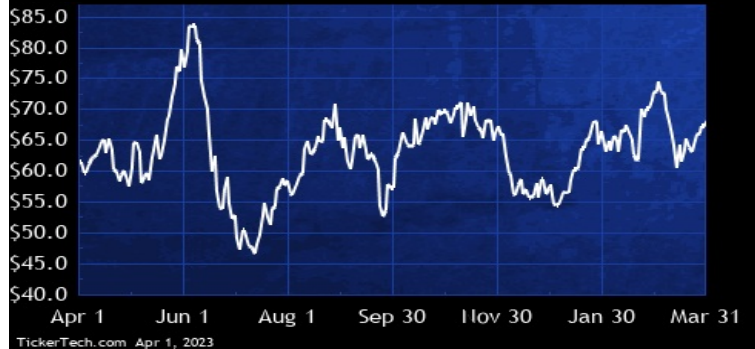
CIVI DIVIDEND HISTORY



TickerTech.com Apr 1, 2023

CIVI – 3.0% YIELD

Civitas Resources Inc

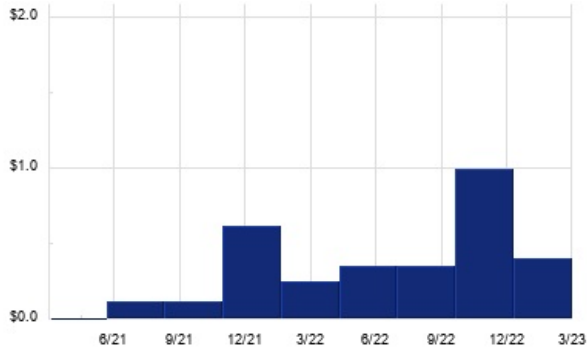


Civitas Resources is an exploration and production company focused on the acquisition, development, and production of oil and associated liquids-rich natural gas in the Rocky Mountain region, primarily in the Wattenberg Field of the Denver-Julesburg Basin (DJ Basin) of Colorado. Co. operates in one industry segment, which is the development and production of oil, natural gas, and natural gas liquids, and all of Co.'s operations are conducted in the U.S. Co.'s operations are located in the Rocky Mountain region, primarily in the Wattenberg Field of the DJ Basin of Colorado, and target the Niobrara and Codell formations.

PDCE — KEY STATS

Name:	PDC Energy Inc
Stock buyback:	PDCE buyback
Website:	www.pdce.com
Sector:	Oil & Gas Exploration & Production
36 Month Beta:	2.34
Total Market Cap:	\$5,621,000,000
% Held by Institutions:	85.78%
% Held by ETFs:	19.99%

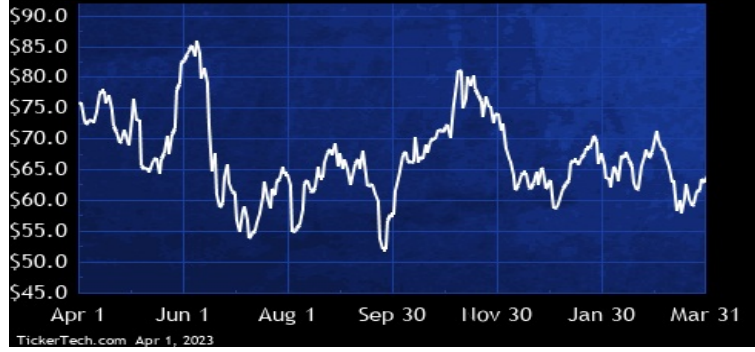
PDCE DIVIDEND HISTORY



TickerTech.com Apr 1, 2023

PDCE — 2.5% YIELD

PDC Energy Inc

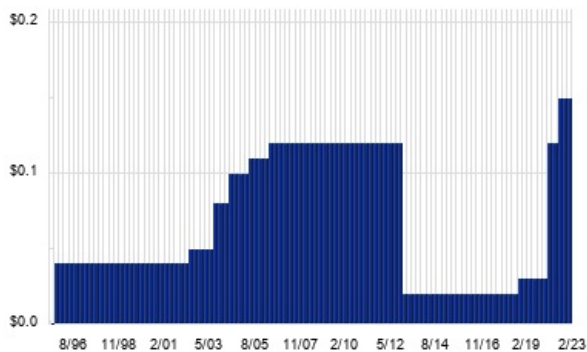


PDC Energy is an independent exploration and production company that acquires, explores and develops properties for the production of crude oil, natural gas, and natural gas liquids with operations in the Wattenberg Field in Colorado and the Delaware Basin in Texas. Co.'s operations in the Wattenberg Field are focused in the horizontal Niobrara and Codell plays and its Delaware Basin operations are primarily focused in the horizontal Wolfcamp zones.

EQT — KEY STATS

Name:	EQT Corp
Stock buyback:	EQT buyback
Website:	www.eqt.com
Sector:	Oil & Gas Exploration & Production
36 Month Beta:	1.73
Total Market Cap:	\$11,333,000,000
% Held by Institutions:	91.29%
% Held by ETFs:	20.27%

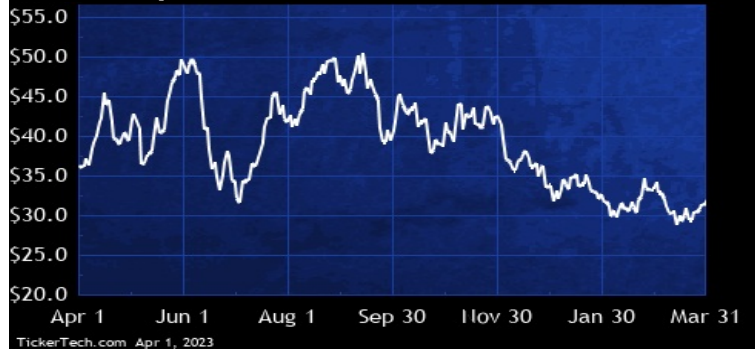
EQT DIVIDEND HISTORY



TickerTech.com Apr 1, 2023

EQT — 1.9% YIELD

EQT Corp



EQT is a natural gas production company with operations focused on the Marcellus and Utica shales of the Appalachian Basin.



Nothing in Dividend Channel is intended to be investment advice, nor does it represent the opinion of, counsel from, or recommendations by BNK Invest Inc. or any of its affiliates, subsidiaries or partners. None of the information contained herein constitutes a recommendation that any particular security, portfolio, transaction, or investment strategy is suitable for any specific person. All viewers agree that under no circumstances will BNK Invest, Inc., its subsidiaries, partners, officers, employees, affiliates, or agents be held liable for any loss or damage caused by your reliance on information obtained. By visiting, using or viewing this site, you agree to the following [Full Disclaimer & Terms of Service](#). Video widget and dividend videos powered by Market News Video. Quote data delayed at least 20 minutes; data powered by Ticker Technologies, and Mergent. [Contact Dividend Channel](#); [Meet Our Editorial Staff](#).

