

## 10 Yield Gushing Energy Stocks

<http://www.energystockchannel.com/>

Energy Stock Channel paired our coverage universe of energy stocks, with Dividend Channel's proprietary DividendRank formula, to bring you this list of 10 top ranked energy dividend stocks. The DividendRank formula considers a variety of data – dividend history & yield, book value, quarterly earnings – and compares it to the stock's trading data to come up with certain calculations about profitability and about the stock's valuation (whether we think it looks "cheap" or "expensive"). The result is this list of the top most "interesting" ideas that merit further research.



## EQNR — KEY STATS

Name:	Equinor ASA
Website:	<a href="http://www.equinor.com">www.equinor.com</a>
Sector:	<a href="#">Oil &amp; Gas Refining &amp; Marketing</a>
36 Month Beta:	0.32
Total Market Cap:	\$58,238,000,000
% Held by Institutions:	5.24%
% Held by ETFs:	0.09%

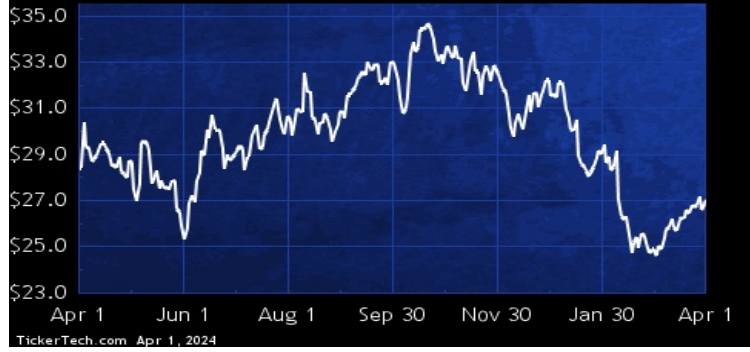
## EQNR DIVIDEND HISTORY



TickerTech.com Mar 30, 2024

## EQNR — 5.2% YIELD

### Equinor ASA

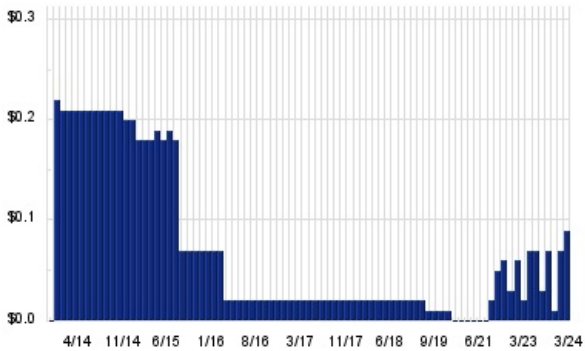


Equinor develops, produces and markets various forms of energy and derived products and services, as well as other business. Co.'s segments include: Marketing, Midstream & Processing, which is responsible for the marketing, trading, processing and transportation of crude oil and condensate, natural gas, NGL and refined products; Renewables, which is developing, exploring, investing in, and operating areas within renewable energy; Projects, Drilling & Procurement, which is responsible for global project development, well deliveries, and sourcing across Co.; and Technology, Digital & Innovation, which includes research, technology development, advisory services, digitalization, and IT.

## CPG — KEY STATS

Name:	Crescent Point Energy Corp
Stock buyback:	<a href="#">CPG buyback</a>
Website:	<a href="http://www.crescentpointenergy.com">www.crescentpointenergy.com</a>
Sector:	<a href="#">Oil &amp; Gas Exploration &amp; Production</a>
36 Month Beta:	0.73
Total Market Cap:	\$4,070,000,000
% Held by Institutions:	51.92%
% Held by ETFs:	0.60%

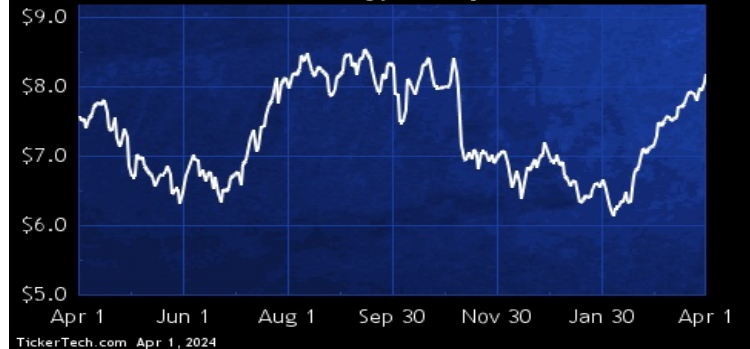
## CPG DIVIDEND HISTORY



TickerTech.com Mar 30, 2024

## CPG — 5.6% YIELD

### Crescent Point Energy Corp

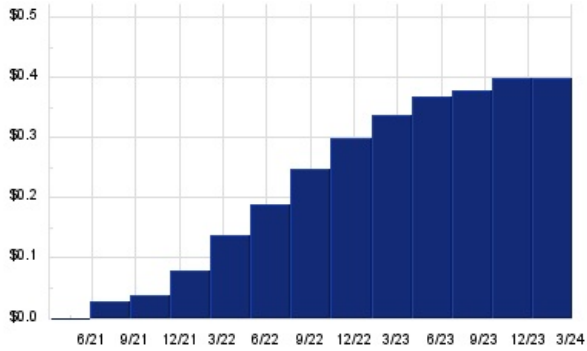


Crescent Point Energy is an oil and gas exploration, development and production company. Co. is an oil and gas producer with assets strategically focused in properties comprised of light and medium crude oil and natural gas reserves in Western Canada and the United States. The crude oil and natural gas properties and related assets generating income for the benefit of Co., are located in the provinces of Saskatchewan, Alberta, British Columbia and Manitoba and in the states of North Dakota and Montana. The properties and assets consist of producing crude oil and natural gas reserves and Proved plus Probable crude oil and natural gas reserves not yet on production, and land holdings.

## NOG – KEY STATS

Name:	Northern Oil & Gas Inc (MN)
Stock buyback:	NOG buyback
Website:	<a href="http://www.northernoil.com">www.northernoil.com</a>
Sector:	Oil & Gas Exploration & Production
36 Month Beta:	1.45
Total Market Cap:	\$3,936,000,000
% Held by Institutions:	95.51%
% Held by ETFs:	24.24%

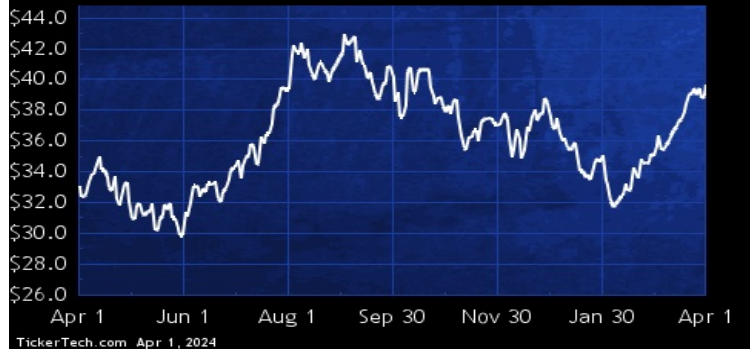
## NOG DIVIDEND HISTORY



TickerTech.com Apr 1, 2024

## NOG – 4.0% YIELD

### Northern Oil & Gas Inc



Northern Oil and Gas is an energy company engaged in the acquisition, exploration, development and production of oil and natural gas properties, primarily in the Williston Basin, the Appalachian Basin and the Permian Basin. Co. primarily engage in oil and natural gas exploration and production by participating on a proportionate basis alongside third-party interests in wells drilled and completed in spacing units that include Co.'s acreage. In addition, Co. acquires wellbore-only working interests in wells in which Co. does not hold the leasehold interests from third parties unable or unwilling to participate in particular well proposals.

## OVV – KEY STATS

Name:	Ovintiv Inc
Website:	<a href="http://www.ovintiv.com">www.ovintiv.com</a>
Sector:	Oil & Gas Exploration & Production
36 Month Beta:	0.72
Total Market Cap:	\$13,842,000,000
% Held by Institutions:	83.96%
% Held by ETFs:	18.46%

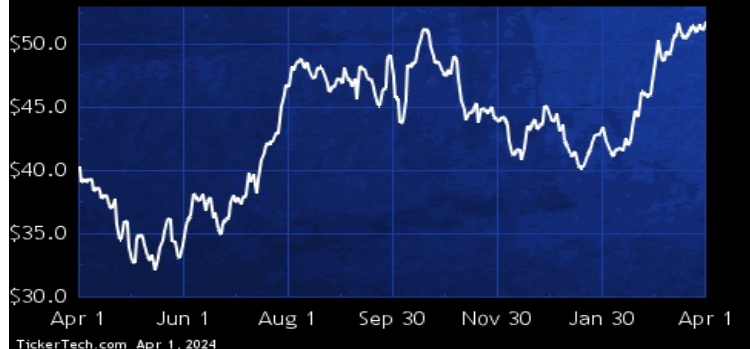
## OVV DIVIDEND HISTORY



TickerTech.com Apr 1, 2024

## OVV – 2.3% YIELD

### Ovintiv Inc

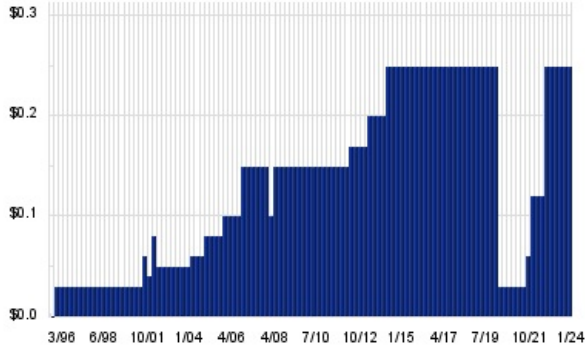


Ovintiv is an oil and natural gas exploration and production company that is focused on developing its portfolio of oil and natural gas assets located in the U.S. and Canada. Co.'s operations also include the marketing of oil, natural gas liquids (NGLs) and natural gas. Co.'s segments are: USA Operations, which includes the exploration for, development of, and production of oil, NGLs, natural gas and other related activities within the U.S.; Canadian Operations, which includes the exploration for, development of, and production of oil, NGLs, natural gas and other related activities within Canada; and Market Optimization, which includes the sale of its production to third party customers.

## APA — KEY STATS

Name:	APA Corp
Stock buyback:	APA buyback
Website:	<a href="http://www.apachecorp.com">www.apachecorp.com</a>
Sector:	Oil & Gas Exploration & Production
36 Month Beta:	0.77
Total Market Cap:	\$10,174,000,000
% Held by Institutions:	65.93%
% Held by ETFs:	24.56%

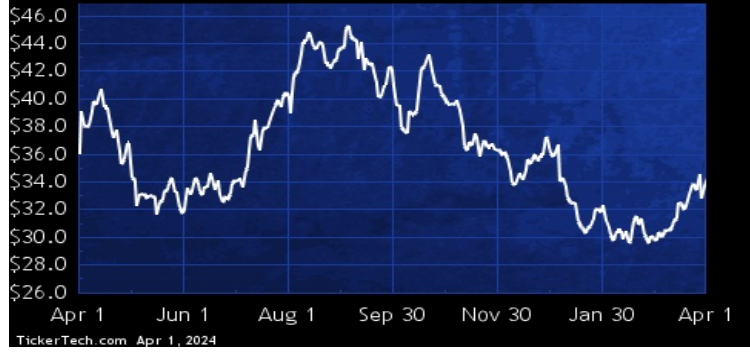
## APA DIVIDEND HISTORY



TickerTech.com Apr 1, 2024

## APA — 2.9% YIELD

### APA Corp

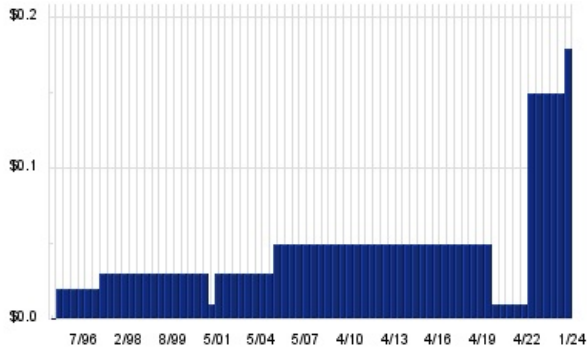


APA is a holding company. Through its subsidiaries, Co. is an energy company that explores for, develops, and produces natural gas, crude oil, and natural gas liquids. Co.'s upstream business has exploration and production operations in three geographic areas: the U.S., Egypt, and offshore the U.K. in the North Sea. Co. also has exploration and appraisal operations ongoing in Suriname, as well as interests in other international locations. Co.'s midstream business is operated by its subsidiary, Altus Midstream Company, through its subsidiary, Altus Midstream LP (collectively, Altus). Altus owns, develops, and operates a midstream energy asset network in the Permian Basin of West Texas.

## SM — KEY STATS

Name:	SM Energy Co.
Website:	<a href="http://www.sm-energy.com">www.sm-energy.com</a>
Sector:	Oil & Gas Exploration & Production
36 Month Beta:	1.05
Total Market Cap:	\$5,677,000,000
% Held by Institutions:	95.03%
% Held by ETFs:	27.01%

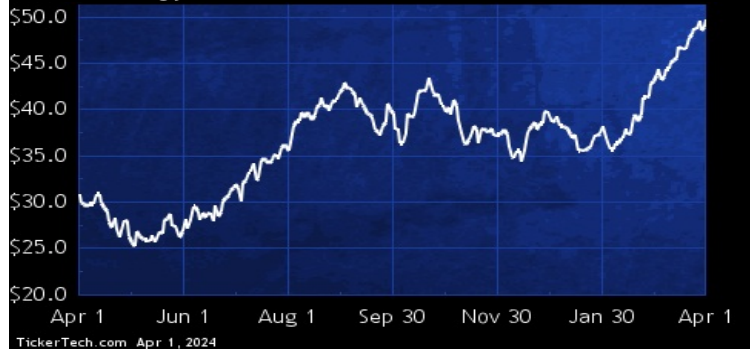
## SM DIVIDEND HISTORY



TickerTech.com Apr 1, 2024

## SM — 1.4% YIELD

### SM Energy Co.

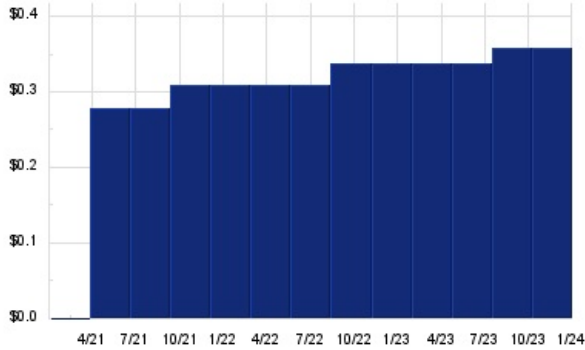


SM Energy is an independent energy company engaged in the acquisition, exploration, development, and production of oil, gas, and natural gas liquids in the state of Texas. Co.'s operations are concentrated in the Midland Basin and South Texas.

## REPX — KEY STATS

Name:	Riley Exploration Permian Inc
Website:	<a href="http://www.tengasco.com">www.tengasco.com</a>
Sector:	<a href="#">Oil &amp; Gas Exploration &amp; Production</a>
36 Month Beta:	1.07
Total Market Cap:	\$660,000,000
% Held by Institutions:	66.69%
% Held by ETFs:	3.37%

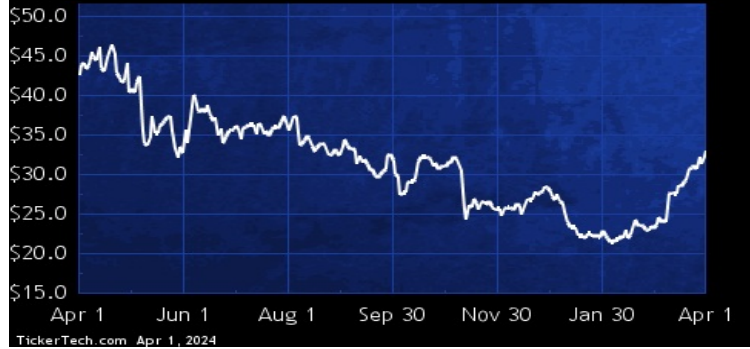
## REPX DIVIDEND HISTORY



TickerTech.com Apr 1, 2024

## REPX — 4.4% YIELD

### Riley Exploration Permian Inc

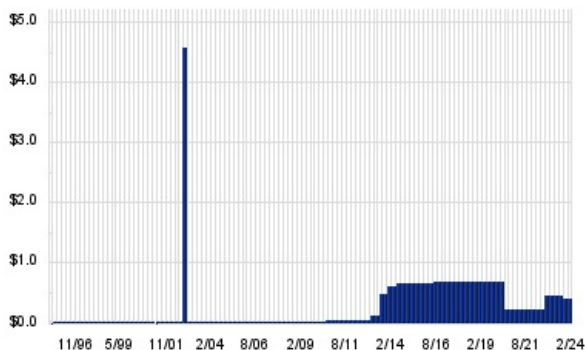


Riley Exploration Permian is an independent oil and natural gas company focused on the acquisition, exploration, development and production of oil, natural gas and natural gas liquids in Texas and New Mexico. Co.'s activities primarily target the horizontal development of the San Andres formation, a shelf margin deposit on the Northwest Shelf of the Permian Basin. Co.'s acreage is primarily located on a contiguous blocks in Yoakum County, TX with additional acreage located in Lea and Roosevelt Counties, NM. Co.'s acreage in Yoakum County offsets Permian Basin San Andres fields, including the Wasson and Brahaney Fields, from the San Andres Formation.

## HP — KEY STATS

Name:	Helmerich & Payne, Inc.
Website:	<a href="http://www.hpinc.com">www.hpinc.com</a>
Sector:	<a href="#">Oil &amp; Gas Equipment &amp; Services</a>
36 Month Beta:	0.64
Total Market Cap:	\$4,173,000,000
% Held by Institutions:	97.18%
% Held by ETFs:	26.55%

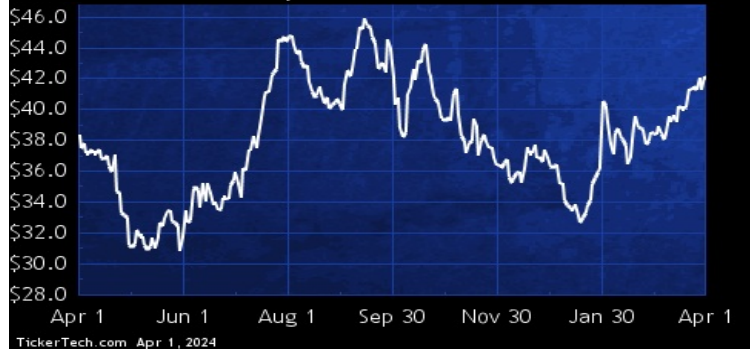
## HP DIVIDEND HISTORY



TickerTech.com Apr 1, 2024

## HP — 2.4% YIELD

### Helmerich & Payne, Inc.

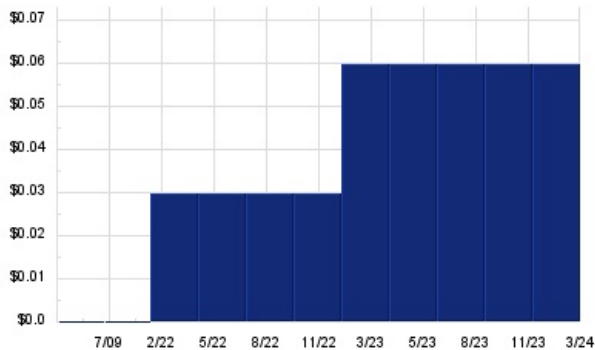


Helmerich & Payne, through its operating subsidiaries, provides drilling solutions and technologies for oil and gas exploration and production companies. Co. is a partner for a number of oil and gas exploration and production companies, but it focuses primarily on the drilling segment of the oil and gas production value chain. Co.'s drilling services operations are organized into the following reportable operating business segments: North America Solutions, Offshore Gulf of Mexico and International Solutions. Co. also owns and operates a number of commercial real estate properties located in Tulsa, OK. Co.'s real estate investments include a shopping center.

## EGY — KEY STATS

Name:	VAALCO Energy, Inc.
Stock buyback:	<a href="#">EGY buyback</a>
Website:	<a href="http://www.vaalco.com">www.vaalco.com</a>
Sector:	Oil & Gas Exploration & Production
36 Month Beta:	0.15
Total Market Cap:	\$709,000,000
% Held by Institutions:	90.22%
% Held by ETFs:	11.44%

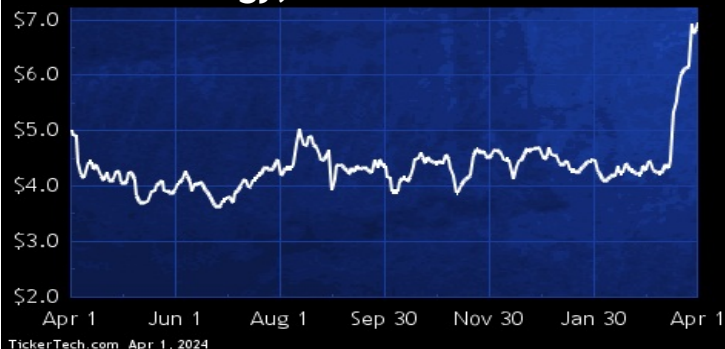
## EGY DIVIDEND HISTORY



TickerTech.com Mar 30, 2024

## EGY — 3.6% YIELD

### VAALCO Energy, Inc.

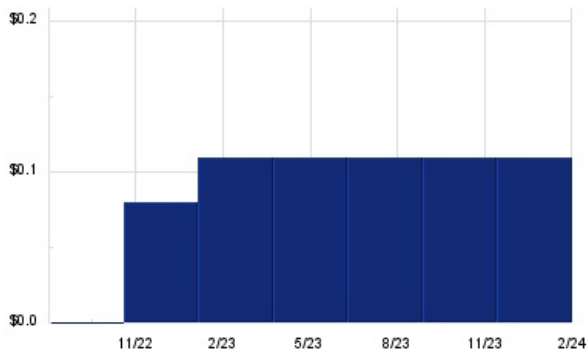


VAALCO Energy is an independent energy company engaged in the acquisition, exploration, development and production of crude oil, natural gas and natural gas liquids. Co. is primarily engaged in its Etame Production Sharing Contract related to the Etame Marin block located offshore the Republic of Gabon in West Africa. Co. also owns interests in an undeveloped block offshore Equatorial Guinea, West Africa.

## GRNT — KEY STATS

Name:	Granite Ridge Resources Inc
Sector:	Oil & Gas Exploration & Production
36 Month Beta:	0.91
Total Market Cap:	\$819,000,000
% Held by Institutions:	30.89%
% Held by ETFs:	2.36%

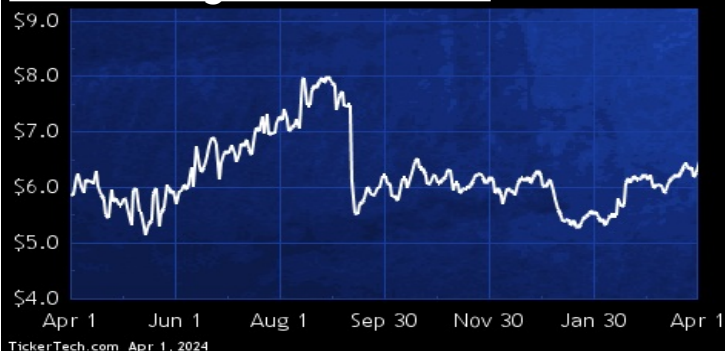
## GRNT DIVIDEND HISTORY



TickerTech.com Mar 30, 2024

## GRNT — 6.8% YIELD

### Granite Ridge Resources Inc



Granite Ridge Resources and its subsidiaries are engaged in purchasing non-operated oil and natural gas assets in basins in North America, and realizing profits through participation in oil and natural gas wells.

 **Energy Stock Channel**

 **Dividend Channel**

Nothing in Dividend Channel is intended to be investment advice, nor does it represent the opinion of, counsel from, or recommendations by BNK Invest Inc. or any of its affiliates, subsidiaries or partners. None of the information contained herein constitutes a recommendation that any particular security, portfolio, transaction, or investment strategy is suitable for any specific person. All viewers agree that under no circumstances will BNK Invest, Inc., its subsidiaries, partners, officers, employees, affiliates, or agents be held liable for any loss or damage caused by your reliance on information obtained. By visiting, using or viewing this site, you agree to the following [Full Disclaimer & Terms of Service](#). Video widget and dividend videos powered by Market News Video. Quote data delayed at least 20 minutes; data powered by Ticker Technologies, and Mergent. [Contact Dividend Channel](#); [Meet Our Editorial Staff](#).