

## 10 Yield Gushing Energy Stocks

<http://www.energystockchannel.com/>

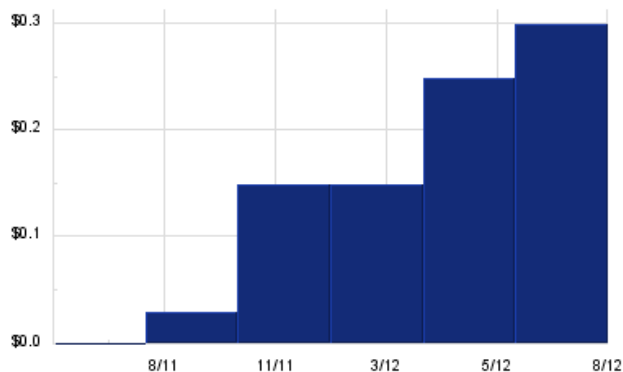
Energy Stock Channel paired our coverage universe of energy stocks, with Dividend Channel's proprietary DividendRank formula, to bring you this list of 10 top ranked energy dividend stocks. The DividendRank formula considers a variety of data – dividend history & yield, book value, quarterly earnings – and compares it to the stock's trading data to come up with certain calculations about profitability and about the stock's valuation (whether we think it looks "cheap" or "expensive"). The result is this list of the top most "interesting" ideas that merit further research.



## DCIX – Key Stats

Name:	Diana Containerships Inc.
Website:	<a href="http://www.dcontainerships.com">www.dcontainerships.com</a>
Sector:	Transportation & Pipelines
36 Month Beta:	1.44
Total Market Cap:	\$144,000,000
% Held by Institutions:	NA%
% Held by ETFs:	0.04%

## DCIX Dividend History



TickerTech.com Aug 15, 2012

## DCIX – 20.1% Yield

### Diana Containerships Inc.

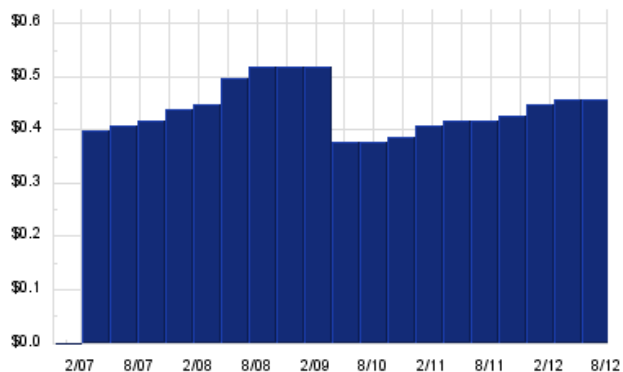


Diana Containerships is a holding company. Through its subsidiaries, Co. owns and operates containerships and pursue containership acquisition opportunities. Each of Co.'s vessels is owned by separate wholly-owned subsidiaries.

## BBEP – Key Stats

Name:	BreitBurn Energy Partners LP
Website:	<a href="http://www.breitburn.com">www.breitburn.com</a>
Sector:	Oil & Gas Exploration & Production
36 Month Beta:	0.35
Total Market Cap:	\$1,293,000,000
% Held by Institutions:	32.4%
% Held by ETFs:	0.01%

## BBEP Dividend History



TickerTech.com Aug 15, 2012

## BBEP – 9.7% Yield

### BreitBurn Energy Partners LP

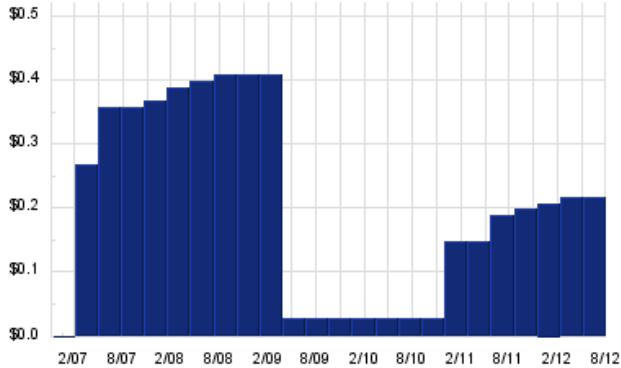


BreitBurn Energy Partners is an independent oil and gas partnership focused on the acquisition, exploitation and development of oil and gas properties in the U.S. Co.'s assets consist primarily of producing and non-producing crude oil and natural gas reserves located mainly in the Antrim Shale and other non-Antrim formations in Michigan, the Los Angeles Basin in California, the Wind River and Big Horn Basins in central Wyoming, the Sunniland Trend in Florida and the New Albany Shale in Indiana and Kentucky. As of Dec 31 2010, Co.'s total estimated proved reserves were 118.9 million barrels of oil equivalent, of which approximately 65.0 % was natural gas and 35.0% was crude oil.

## EROC – Key Stats

Name:	Eagle Rock Energy Partners LP
Website:	<a href="http://www.eaglerockenergy.com">www.eaglerockenergy.com</a>
Sector:	Oil & Gas Equipment & Services
36 Month Beta:	1.20
Total Market Cap:	\$1,192,000,000
% Held by Institutions:	60.77%
% Held by ETFs:	0.01%

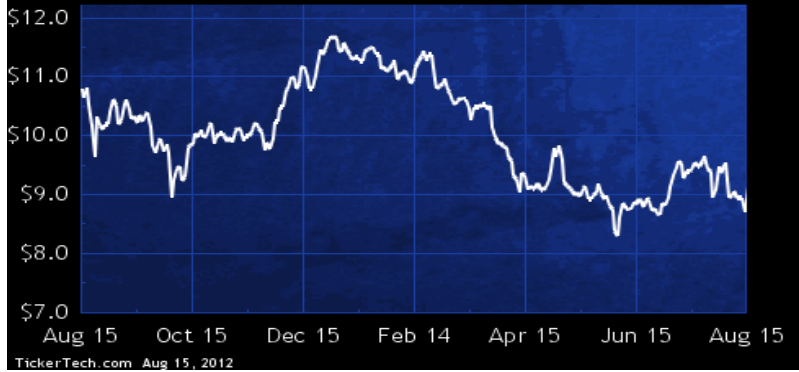
## EROC Dividend History



TickerTech.com Aug 15, 2012

## EROC – 9.6% Yield

### Eagle Rock Energy Partners LP

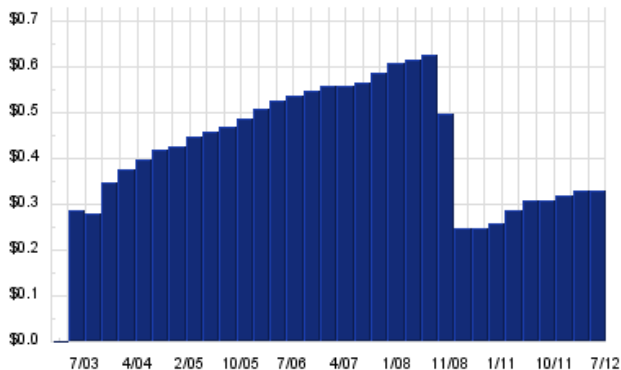


Eagle Rock Energy Partners is a limited partnership engaged in the business of gathering, compressing, treating, processing and transporting natural gas, fractionating and transporting natural gas liquids (NGLs) and marketing natural gas, condensate and NGLs in the Texas Panhandle, East Texas/Louisiana, South Texas, West Texas and Gulf of Mexico regions; and acquiring, developing and producing interests in oil and natural gas properties in Southern Alabama, East Texas, South Texas and West Texas. At Dec 31 2010, Co.'s proved reserves included about 38.40 billion cubic feet of natural gas, 8.7 million barrels of crude oil, and 6.2 million barrels of NGLs, of which 89.0% were proved developed.

## XTEX – Key Stats

Name:	Crosstex Energy LP
Website:	<a href="http://www.crosstexenergy.com">www.crosstexenergy.com</a>
Sector:	Oil & Gas Refining & Marketing

## XTEX Dividend History



TickerTech.com Aug 15, 2012

## XTEX – 8.9% Yield

### Crosstex Energy LP

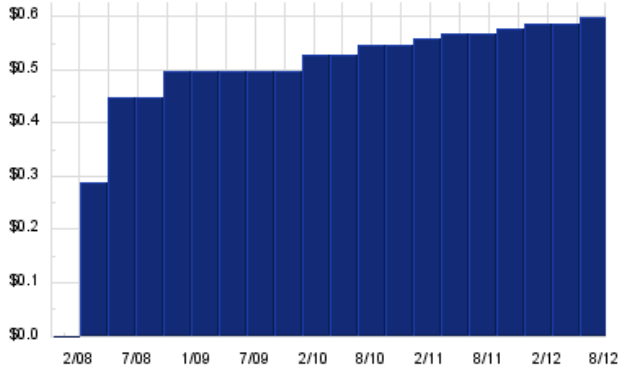


Crosstex Energy is engaged in the gathering, processing, transmission and marketing of natural gas and natural gas liquids (NGLs). Co. processes natural gas for the removal of NGLs, fractionate NGLs into purity products and market those products for a fee, transports natural gas and provides natural gas to a variety of markets. Co. purchases natural gas from natural gas producers and other supply sources and sells that natural gas to utilities, industrial consumers, other marketers and pipelines. Co. also purchases natural gas from producers not connected to its gathering systems for resale and sells natural gas on behalf of producers.

## VNR — Key Stats

Name: Vanguard Natural Resource LLC  
 Website: [www.vnrllc.com](http://www.vnrllc.com)  
 Sector: Oil & Gas Exploration & Production

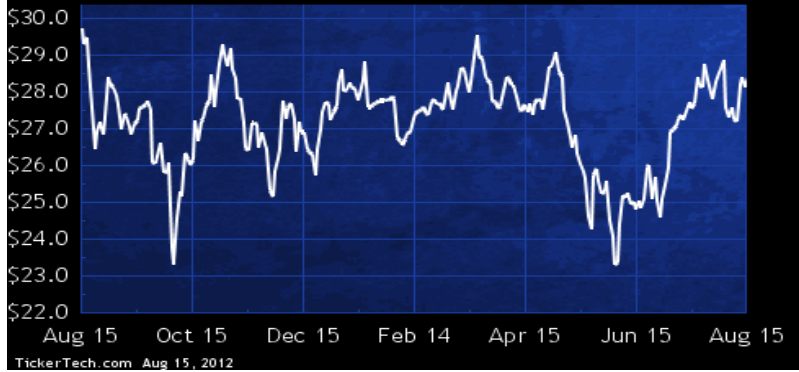
## VNR Dividend History



TickerTech.com Aug 15, 2012

## VNR — 8.4% Yield

### Vanguard Natural Resource LLC

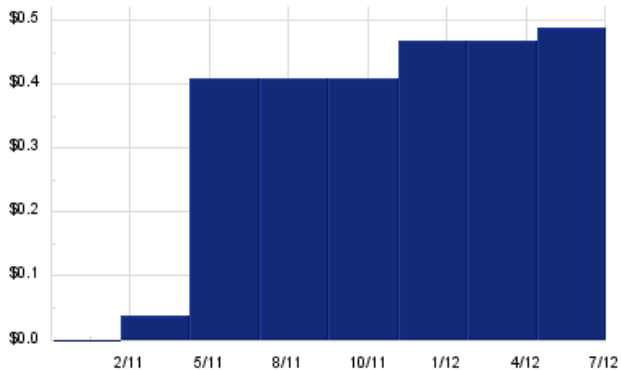


Vanguard Natural Resource is engaged in the acquisition and development of natural gas and oil properties. Co. own a 100.0% controlling interest, through certain of its subsidiaries, in properties and oil and natural gas reserves located in four operating areas: the Permian Basin in west Texas and New Mexico; south Texas; the southern portion of the Appalachian Basin, primarily in southeast Kentucky and northeast Tennessee; and Mississippi. As of Dec 31 2010, Co. had estimated proved reserves of 69.3 million barrels of oil equivalent, which consisted of approximately 38.1 million barrels (MMBbls) of crude oil, 153.9 billion cubic feet of natural gas, and 5.5 MMBbls of natural gas liquids.

## QRE — Key Stats

Name: QR Energy LP  
 Website: [www.qreenergylp.com](http://www.qreenergylp.com)  
 Sector: Oil & Gas Exploration & Production

## QRE Dividend History



TickerTech.com Aug 15, 2012

## QRE — 10.9% Yield

### QR Energy LP

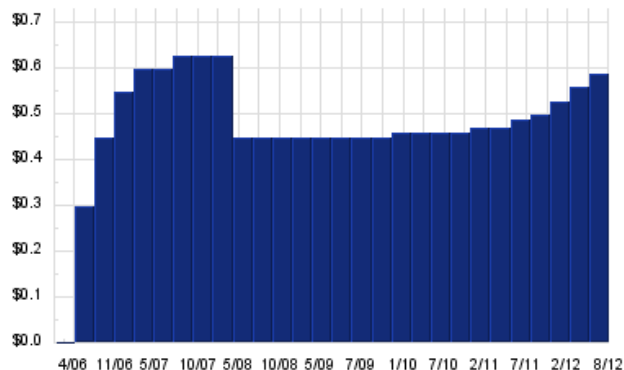


QR Energy is engaged in the acquisition, exploitation, development and production of oil and natural gas properties and its business activities are conducted through its QRE Operating, LLC subsidiary. Co. designs and manages the development, recompletion or workover for all of the wells it operates and supervises operation and maintenance activities. Co.'s oil and gas producing properties are located in Alabama, Arkansas, Kansas, Louisiana, New Mexico, Oklahoma and Texas. As of Dec 31 2010, Co.'s estimated proved reserves were approximately 30.4 million barrels of oil equivalent, of which approximately 68% were oil and natural gas liquids and 68% were classified as proved developed reserves.

## CLMT – Key Stats

Name:	Calumet Specialty Product Partners LP
Website:	<a href="http://www.calumetspecialty.com">www.calumetspecialty.com</a>
Sector:	Oil & Gas Refining & Marketing
36 Month Beta:	1.26
Total Market Cap:	\$1,453,000,000
% Held by Institutions:	21.72%
% Held by ETFs:	0.24%

## CLMT Dividend History



TickerTech.com Aug 15, 2012

## CLMT – 9.3% Yield

### Calumet Specialty Product Partners LP



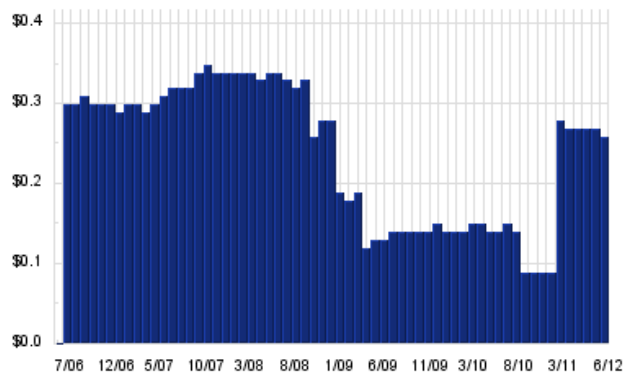
TickerTech.com Aug 15, 2012

Calumet Specialty Product Partners is a producer of hydrocarbon products. Co.'s business is organized into two segments: specialty products, which processes crude oil and other feedstocks into a range of lubricating oils, white mineral oils, solvents, petrolatums and waxes, and also includes contractual arrangements with LyondellBasell and other third parties that provide it with additional volumes of finished products for this segment; and Fuel Products, which processes crude oil into a range of fuel and fuel-related products including gasoline, diesel and jet fuel. In connection with its production of specialty products and fuel products, Co. also produces asphalt and other by-products.

## PWE – Key Stats

Name:	Penn West Petroleum Ltd
Website:	<a href="http://www.pennwest.com">www.pennwest.com</a>
Sector:	Oil & Gas Exploration & Production
36 Month Beta:	2.14
Total Market Cap:	\$6,726,000,000
% Held by Institutions:	40.19%
% Held by ETFs:	0.04%

## PWE Dividend History



TickerTech.com Aug 15, 2012

## PWE – 7.5% Yield

### Penn West Petroleum Ltd



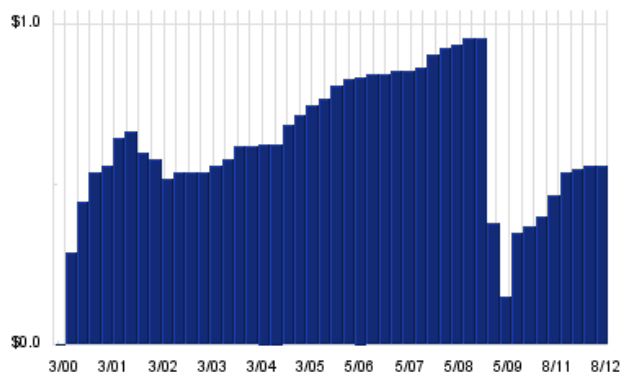
TickerTech.com Aug 15, 2012

Penn West Petroleum is engaged in the business of acquiring, exploring, developing, exploiting and holding interests in petroleum and natural gas properties and related assets. As of Dec 31 2011, Co.'s gross proven developed and undeveloped reserves for oil and gas was 498 million barrels of oil equivalent (net: 430 million barrels of oil equivalent).

## APL – Key Stats

Name:	Atlas Pipeline Partners LP
Website:	<a href="http://www.atlaspipeline.com">www.atlaspipeline.com</a>
Sector:	Oil & Gas Equipment & Services
36 Month Beta:	2.03
Total Market Cap:	\$1,822,000,000
% Held by Institutions:	NA%
% Held by ETFs:	0.01%

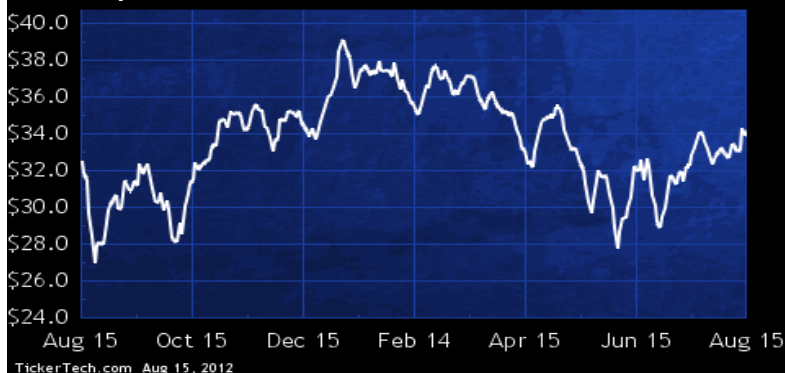
## APL Dividend History



TickerTech.com Aug 15, 2012

## APL – 6.6% Yield

### Atlas Pipeline Partners LP

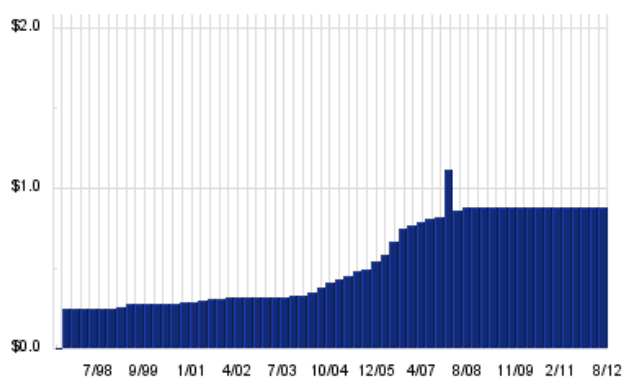


Atlas Pipeline Partners is provider of natural gas gathering, processing and treating services in the Anadarko and Permian Basins located in the southwestern and mid-continent regions of the U.S. and a provider of natural gas gathering services in the Appalachian Basin in the northeastern region of the U.S. As of Dec 31 2010, Co. had two reportable segments: Mid-Continent, in which it owned and operated five natural gas processing plants with aggregate capacity of approximately 520.0 million cubic feet per day; and Appalachia, in which operations are conducted through its 49.0% non-controlling ownership interest in the Laurel Mountain Midstream, LLC joint venture.

## ETP – Key Stats

Name:	Energy Transfer Partners L P
Website:	<a href="http://www.energytransfer.com">www.energytransfer.com</a>
Sector:	Oil & Gas Equipment & Services
36 Month Beta:	0.93
Total Market Cap:	\$10,716,000,000
% Held by Institutions:	22.45%
% Held by ETFs:	0.04%

## ETP Dividend History



TickerTech.com Aug 15, 2012

## ETP – 8.1% Yield

### Energy Transfer Partners L P



Energy Transfer Partners is a holding company. The activities in which Co. is engaged and the wholly-owned operating subsidiaries through which it conducts those activities are as follows: natural gas operations, including natural gas midstream and intrastate transportation and storage through La Grange Acquisition, L.P. and interstate natural gas transportation services through Energy Transfer Interstate Holdings, LLC; retail propane through Heritage Operating, L.P. and Titan Energy Partners, L.P.; and other operations, including natural gas compression services through ETC Compression, LLC.

 **Energy Stock Channel**

 **Dividend Channel**

Nothing in Dividend Channel is intended to be investment advice, nor does it represent the opinion of, counsel from, or recommendations by BNK Invest Inc. or any of its affiliates, subsidiaries or partners. None of the information contained herein constitutes a recommendation that any particular security, portfolio, transaction, or investment strategy is suitable for any specific person. All viewers agree that under no circumstances will BNK Invest, Inc., its subsidiaries, partners, officers, employees, affiliates, or agents be held liable for any loss or damage caused by your reliance on information obtained.

By visiting, using or viewing this site, you agree to the following [Full Disclaimer & Terms of Service](#). Video widget and dividend videos powered by Market News Video. Quote data delayed at least 20 minutes; [data powered by Ticker Technologies](#), and Mergent. [Contact Dividend Channel](#); [Meet Our Editorial Staff](#).