

10 Yield Gushing Energy Stocks

<http://www.energystockchannel.com/>

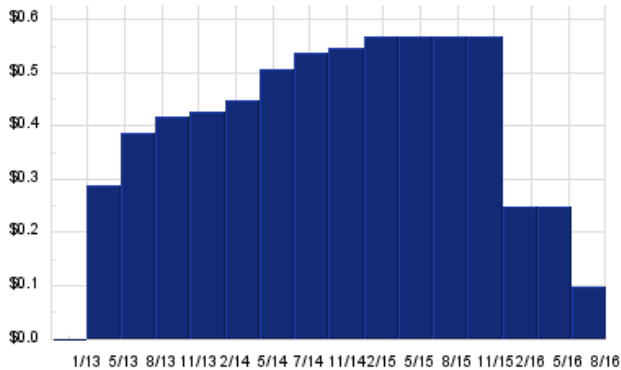
Energy Stock Channel paired our coverage universe of energy stocks, with Dividend Channel's proprietary DividendRank formula, to bring you this list of 10 top ranked energy dividend stocks. The DividendRank formula considers a variety of data – dividend history & yield, book value, quarterly earnings – and compares it to the stock's trading data to come up with certain calculations about profitability and about the stock's valuation (whether we think it looks "cheap" or "expensive"). The result is this list of the top most "interesting" ideas that merit further research.



SDLP – Key Stats

Name:	Seadrill Partners LLC
Website:	www.seadrillpartners.com
Sector:	Oil & Gas Exploration & Production
36 Month Beta:	2.40
Total Market Cap:	\$268,000,000
% Held by Institutions:	74.43%
% Held by ETFs:	2.07%

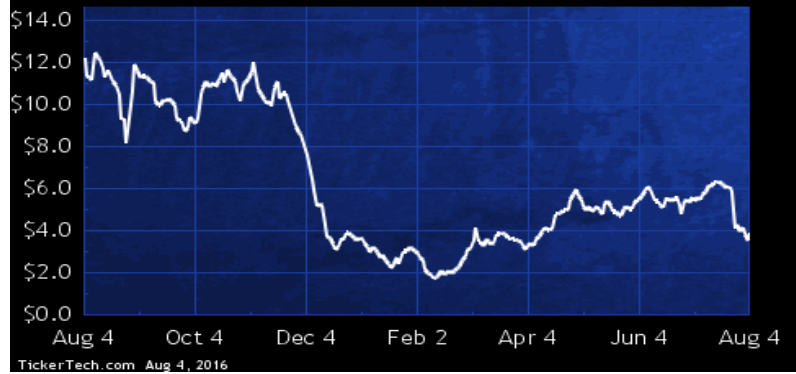
SDLP Dividend History



TickerTech.com Aug 4, 2016

SDLP – 10.3% Yield

Seadrill Partners LLC

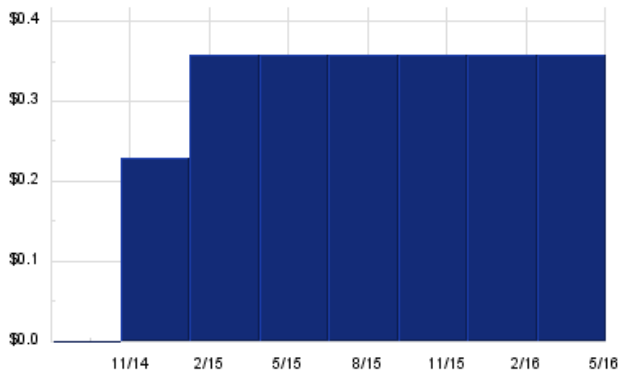


Seadrill Partners is engaged in owning, operating and acquiring offshore drilling units. Co.'s drilling units are under long-term contracts with major oil companies such as Chevron, Total, BP, ExxonMobil and Tullow. Offshore drillings units are categorized in four rigs: jack-up rigs which are mobile, self-elevating drilling platforms equipped with legs that are lowered to the ocean floor; tender rigs conduct production drilling from fixed or floating platforms; semi-submersible rigs operate in a "semi-submerged" floating position; and drillship which are self-propelled ships equipped for drilling in deepwater.

RIGP – Key Stats

Name:	Transocean Partners LLC
Website:	www.transoceanpartners.com
Sector:	Oil & Gas Exploration & Production
36 Month Beta:	1.29
Total Market Cap:	\$494,000,000
% Held by Institutions:	NA%
% Held by ETFs:	0.81%

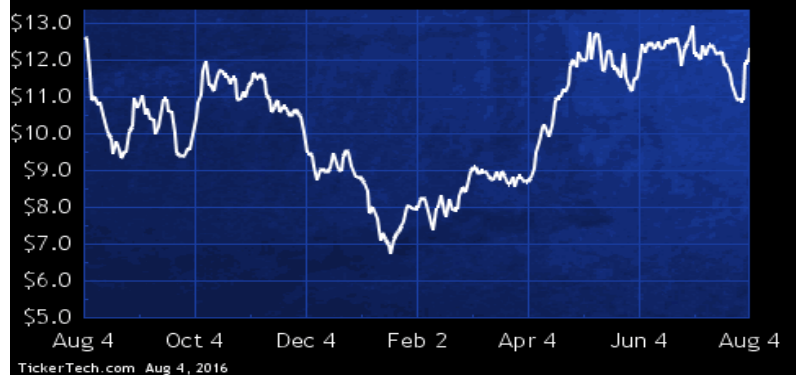
RIGP Dividend History



TickerTech.com Aug 4, 2016

RIGP – 11.8% Yield

Transocean Partners LLC

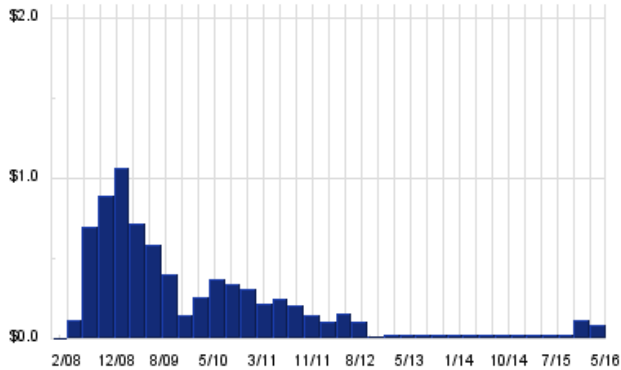


Transocean Partners is a holding company. Through its subsidiaries, Co. owns, operates and acquires offshore drilling rigs. As of Dec 31 2015, Co.'s assets consisted of 51.0% ownership interests in each of the entities that owns and operates three ultra-deepwater drilling rigs that are operating in the U.S. Gulf of Mexico. Co. provides contract drilling services, which involves contracting its mobile offshore drilling fleet, related equipment and work crews on a dayrate basis to international energy companies to drill oil and gas wells. As of Feb 11 2016, Co.'s fleet consisted of two ultra-deepwater drillships and one ultra-deepwater semisubmersible rig.

TNK – Key Stats

Name:	Teekay Tankers Ltd
Website:	www.teekaytankers.com
Sector:	Oil & Gas Equipment & Services
36 Month Beta:	2.27
Total Market Cap:	\$198,000,000
% Held by Institutions:	44.97%
% Held by ETFs:	6.05%

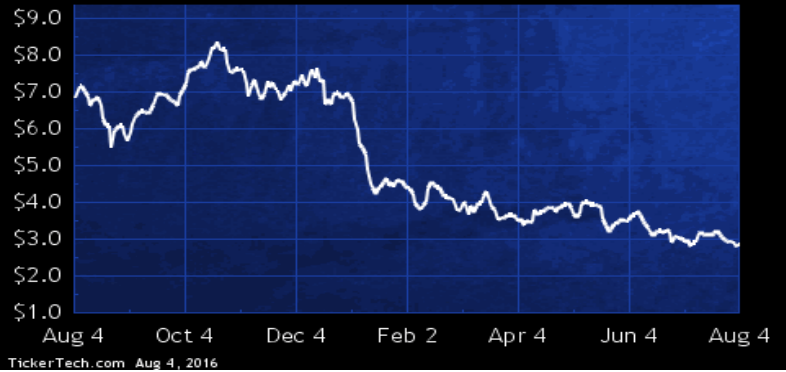
TNK Dividend History



TickerTech.com Aug 4, 2016

TNK – 12.3% Yield

Teekay Tankers Ltd

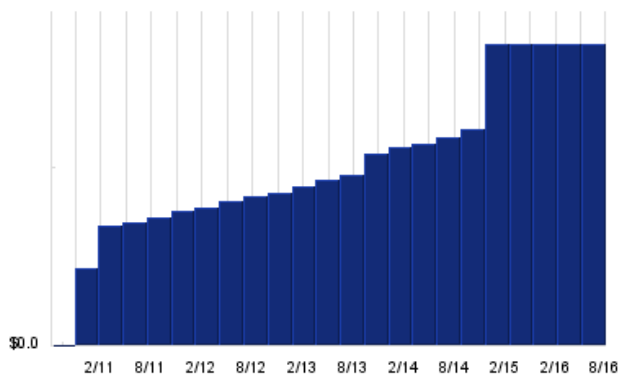


Teekay Tankers is an international marine transportation group of crude oil and refined petroleum products through the operation of its oil and product tankers. Co. owns crude oil and product tankers and employs a chartering strategy that seeks to capture upside opportunities in the spot market while using fixed-rate time charters to reduce downside risks. Co. is a provider of marine services to the global oil and natural gas industries and an operator of medium-sized oil tankers. Co.'s fleet consists of 59 vessels, including chartered-in vessels, and newbuildings on order.

WPZ – Key Stats

Name:	Williams Partners LP (New)
Website:	www.williamslp.com
Sector:	Oil & Gas Equipment & Services
36 Month Beta:	1.89
Total Market Cap:	\$22,297,000,000
% Held by Institutions:	NA%
% Held by ETFs:	0.16%

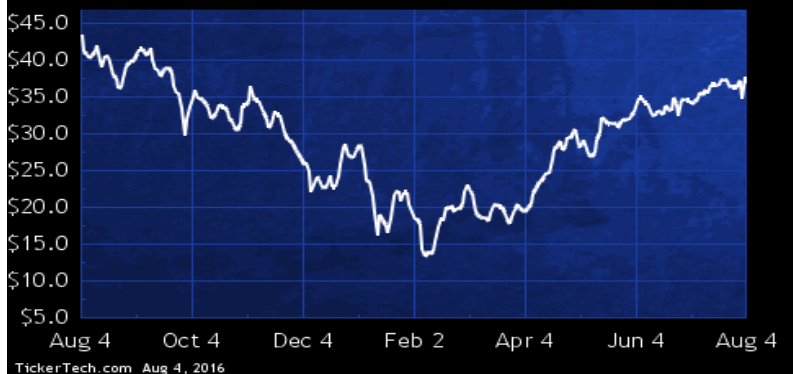
WPZ Dividend History



TickerTech.com Aug 4, 2016

WPZ – 9.2% Yield

Williams Partners LP

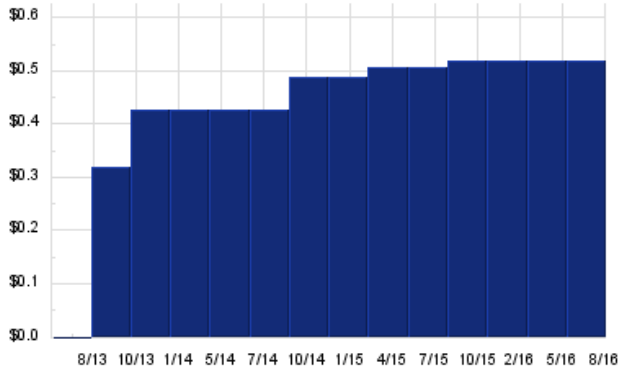


Williams Partners is engaged in the gathering, processing and interstate transportation of natural gas and natural gas liquids. Central segment provides gathering, treating, and compression services to producers in Louisiana, Texas, Arkansas, and Oklahoma. The Northeast G&P segment is comprised of midstream gathering and processing businesses in the Marcellus Shale. Atlantic-Gulf segment includes the Transco interstate natural gas pipeline as well as gathering and processing and crude oil production handling assets in the Gulf Coast. The West segment includes the Northwest Pipeline interstate natural gas pipeline. NGL & Petchem Services segment includes its olefins production facility.

KNOP – Key Stats

Name:	KNOT Offshore Partners LP
Stock buyback:	KNOP buyback
Website:	www.knotoffshorepartners.com
Sector:	Oil & Gas Equipment & Services
36 Month Beta:	0.67
Total Market Cap:	\$158,000,000
% Held by Institutions:	40.71%
% Held by ETFs:	0.76%

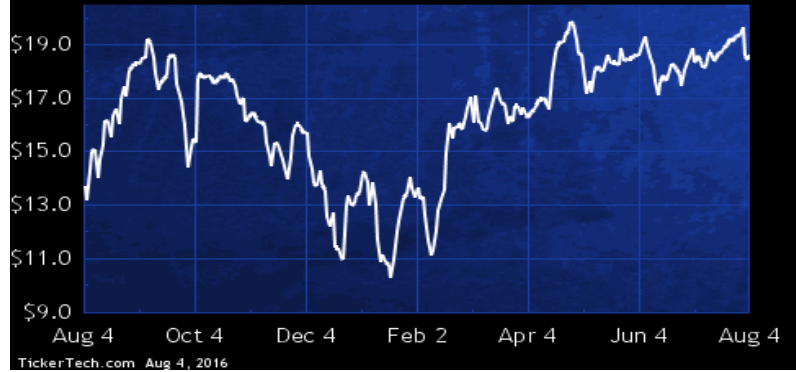
KNOP Dividend History



TickerTech.com Aug 4, 2016

KNOP – 11.2% Yield

KNOT Offshore Partners LP

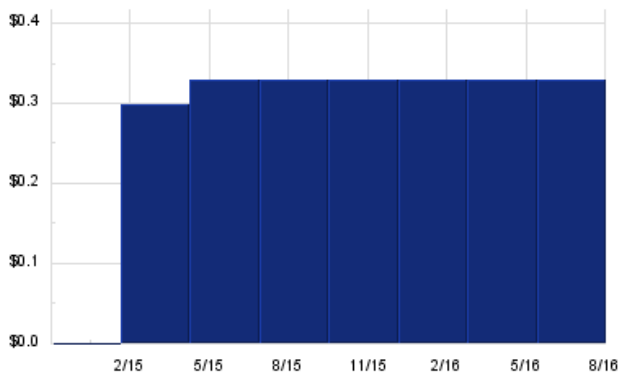


KNOT Offshore Partners is a limited partnership formed to own, operate and acquire shuttle tankers under long-term charters, which Co. defines as charters of five years or more. Co.'s initial fleet of shuttle tankers was contributed to Co. by Knutsen NYK Offshore Tankers AS, or KNOT, which is jointly owned by TS Shipping Invest AS (TSSI), and Nippon Yusen Kaisha (NYK). As of Dec. 31, 2015, Co.'s fleet consists of ten shuttle tankers. The market for Co.'s services is the offshore oil transportation industry, and Co.'s customers consist primarily of major oil and gas companies, independent oil and gas producers and government-owned oil companies.

JPEP – Key Stats

Name:	JP Energy Partners LP
Website:	www.jpenergypartners.com
Sector:	Oil & Gas Equipment & Services

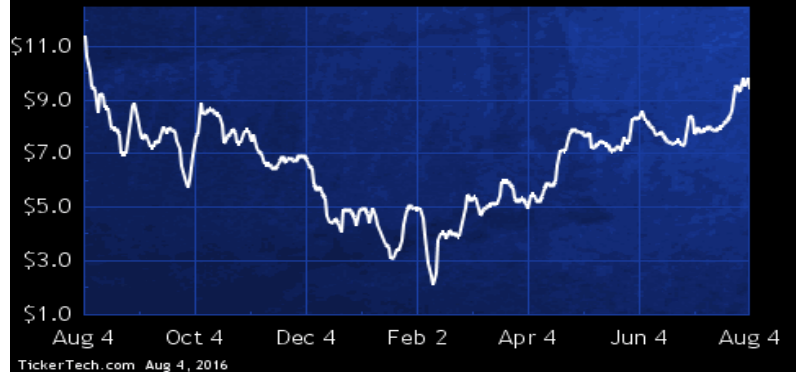
JPEP Dividend History



TickerTech.com Aug 4, 2016

JPEP – 13.8% Yield

JP Energy Partners LP

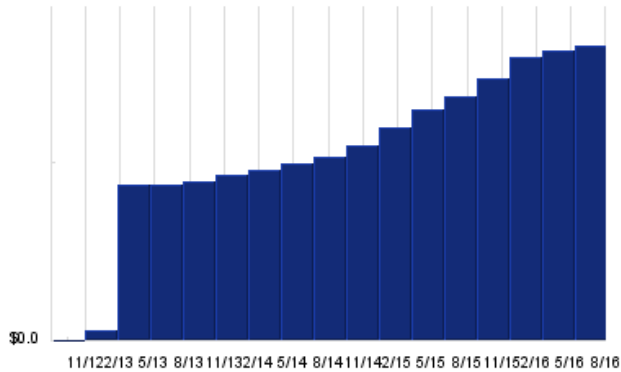


JP Energy Partners owns, operates, develops and acquires a portfolio of midstream energy assets. Co. has three business segments: crude oil pipelines and storage, which consists of a crude oil pipeline operation that operates in the Permian Basin and a crude oil storage facility in Cushing, OK; refined products terminals and storage, which consists of refined products terminals located in North Little Rock, AR and Caddo Mills, TX; and natural gas liquids (NGLs) distribution and sales, which consists of portable cylinder tank exchange, sales of NGLs through its retail, commercial and wholesale distribution business, and NGL gathering and transportation business.

SUN — Key Stats

Name:	Sunoco LP
Website:	www.sunocolp.com
Sector:	Oil & Gas Equipment & Services
36 Month Beta:	0.73
Total Market Cap:	\$2,719,000,000
% Held by Institutions:	NA%
% Held by ETFs:	0.35%

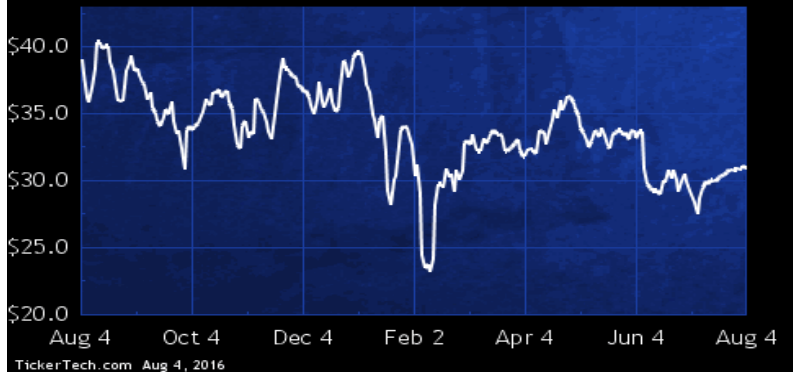
SUN Dividend History



TickerTech.com Aug 4, 2016

SUN — 10.7% Yield

Sunoco LP

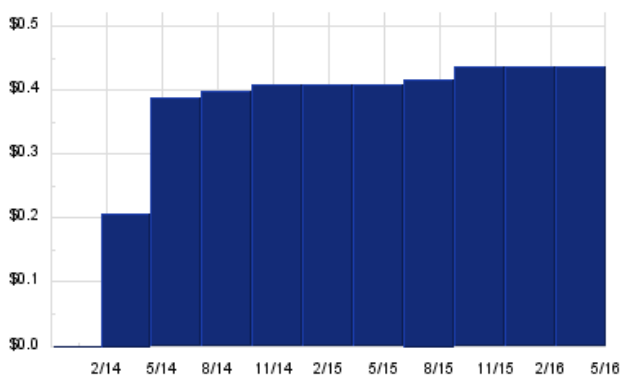


Sunoco LP is a limited partnership in the retail sale of motor fuels and merchandise through its company-operated convenience stores and retail fuel sites, as well as the wholesale distribution of motor fuels to convenience stores, independent dealers, commercial customers and distributors. As of Dec 31 2015, Co. operated approximately 900 convenience stores and fuel outlets in eight states, providing merchandise, food service, motor fuel and other services. Co.'s retail stores operate under several brands, including its convenience store brands Stripes®, Aloha Island Mart, and other retail locations.

ARCX — Key Stats

Name:	ARC Logistics Partners LP
Website:	www.arcxlp.com
Sector:	Oil & Gas Equipment & Services

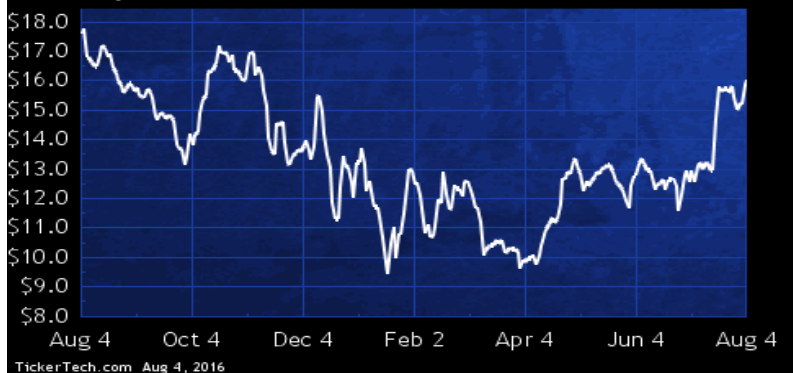
ARCX Dividend History



TickerTech.com Aug 4, 2016

ARCX — 11.0% Yield

ARC Logistics Partners LP

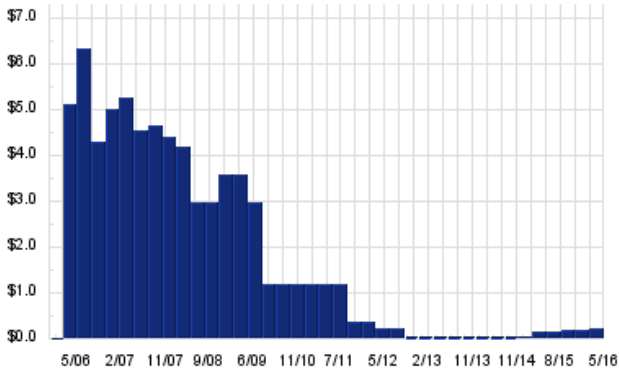


ARC Logistics Partners is engaged in the terminalling, storage, throughput and transloading of crude oil and petroleum products. As of Dec 31 2015, Co.'s energy logistics assets were located in the East Coast, Gulf Coast, Midwest, Rocky Mountains and West Coast regions of the U.S. and supply a group of third-party customers, including oil companies, independent refiners, crude oil and petroleum product marketers, distributors and various industrial manufacturers. Depending upon the location, Co.'s facilities possess pipeline, rail, marine and truck loading and unloading capabilities allowing customers to receive and deliver product throughout North America.

DHT – Key Stats

Name:	DHT Holdings, Inc.
Website:	www.dhtankers.com
Sector:	Oil & Gas Equipment & Services
36 Month Beta:	0.79
Total Market Cap:	\$426,000,000
% Held by Institutions:	76.82%
% Held by ETFs:	4.39%

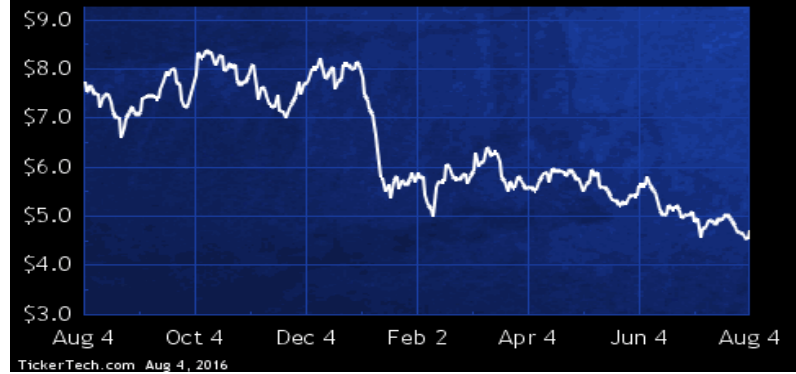
DHT Dividend History



TickerTech.com Aug 4, 2016

DHT – 21.1% Yield

DHT Holdings, Inc.



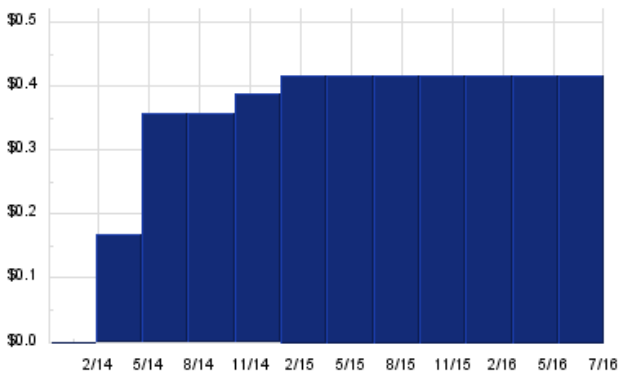
TickerTech.com Aug 4, 2016

DHT Holdings is engaged in operating a fleet of crude oil tankers. As of Mar. 16, 2016, Co.'s fleet consisted of 20 crude oil tankers of which all are wholly-owned by Co. The fleet in operation consists of 17 very large crude carriers, which are tankers ranging in size from 200,000 to 320,000 deadweight tons, one Suezmax tanker, which ranges in size from 130,000 to 170,000 dwt and two Aframax tankers, which are tankers ranging in size from 80,000 to 120,000 dwt. Co.'s fleet principally operates on international routes and its fleet in operation had a combined carrying capacity of 5,656,937 dwt.

DLNG – Key Stats

Name:	Dynagas LNG Partners LP
Website:	www.dynagaspartners.com
Sector:	Oil & Gas Equipment & Services
36 Month Beta:	1.18
Total Market Cap:	\$277,000,000
% Held by Institutions:	39.31%
% Held by ETFs:	0.41%

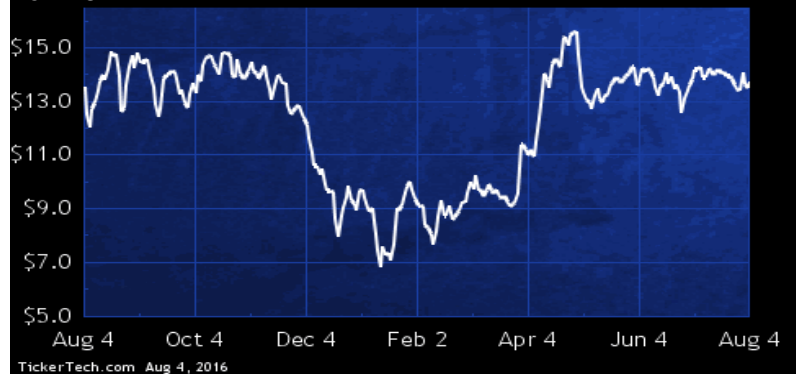
DLNG Dividend History



TickerTech.com Aug 4, 2016

DLNG – 12.3% Yield

Dynagas LNG Partners LP



TickerTech.com Aug 4, 2016

Dynagas LNG Partners is a limited partnership focused on owning and operating liquefied natural gas ("LNG") carriers. Co.'s vessels are employed on multi-year time charters, of two years or more, with international energy companies. Co.'s fleet consists of six LNG carriers each with a capacity of 914,100 cubic meters, operating under multi-year charters with BG Group, Gazprom, Yamal and Statoil. Co. owns and operates a fleet of six LNG carriers, consisting of the three LNG carriers in its Initial Fleet, the Clean Energy, the Ob River and the Amur River, and three 2013-built Ice Class LNG carriers that Co. acquired from its Sponsor the Arctic Aurora, the Yenisei River, and the Lena River.

 **Energy Stock Channel**

 **Dividend Channel**

Nothing in Dividend Channel is intended to be investment advice, nor does it represent the opinion of, counsel from, or recommendations by BNK Invest Inc. or any of its affiliates, subsidiaries or partners. None of the information contained herein constitutes a recommendation that any particular security, portfolio, transaction, or investment strategy is suitable for any specific person. All viewers agree that under no circumstances will BNK Invest, Inc., its subsidiaries, partners, officers, employees, affiliates, or agents be held liable for any loss or damage caused by your reliance on information obtained.

By visiting, using or viewing this site, you agree to the following [Full Disclaimer & Terms of Service](#). Video widget and dividend videos powered by Market News Video. Quote data delayed at least 20 minutes; [data powered by Ticker Technologies](#), and Mergent. [Contact Dividend Channel](#); [Meet Our Editorial Staff](#).