

10 Yield Gushing Energy Stocks

<http://www.energystockchannel.com/>

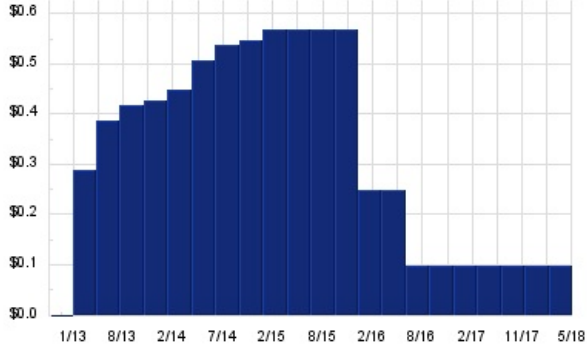
Energy Stock Channel paired our coverage universe of energy stocks, with Dividend Channel's proprietary DividendRank formula, to bring you this list of 10 top ranked energy dividend stocks. The DividendRank formula considers a variety of data – dividend history & yield, book value, quarterly earnings – and compares it to the stock's trading data to come up with certain calculations about profitability and about the stock's valuation (whether we think it looks "cheap" or "expensive"). The result is this list of the top most "interesting" ideas that merit further research.



SDLP – KEY STATS

Name:	Sedrill Partners LLC
Website:	www.seadrillpartners.com
Sector:	Oil & Gas Exploration & Production
36 Month Beta:	2.46
Total Market Cap:	\$269,000,000
% Held by Institutions:	74.43%
% Held by ETFs:	0.02%

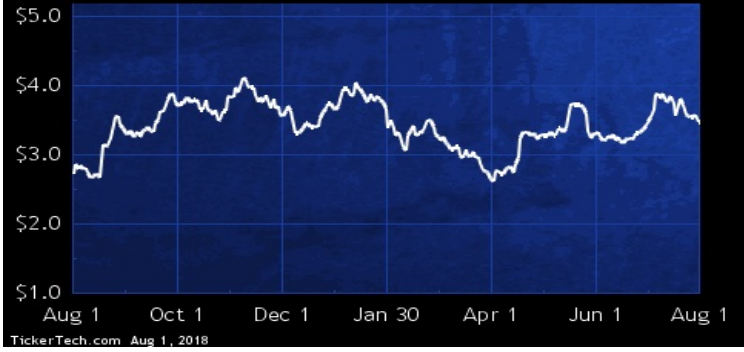
SDLP DIVIDEND HISTORY



TickerTech.com Aug 1, 2018

SDLP – 11.5% YIELD

Sedrill Partners LLC



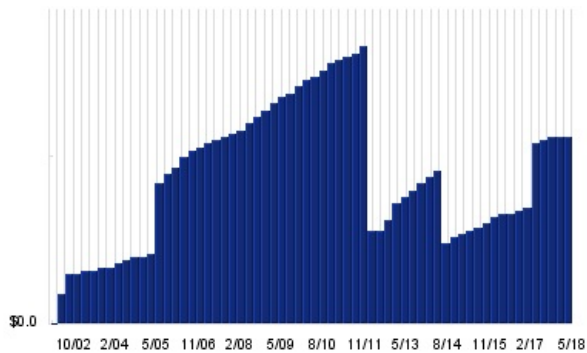
TickerTech.com Aug 1, 2018

Sedrill Partners is engaged in owning, operating and acquiring offshore drilling units. Co.'s drilling units are under long-term contracts with major oil companies such as Chevron, Total, BP, ExxonMobil and Tullow. Offshore drillings units are categorized in four rigs: jack-up rigs which are mobile, self-elevating drilling platforms equipped with legs that are lowered to the ocean floor; tender rigs conduct production drilling from fixed or floating platforms; semi-submersible rigs operate in a "semi-submerged" floating position; and drillship which are self-propelled ships equipped for drilling in deepwater.

ETP – KEY STATS

Name:	Energy Transfer Partners LP (New)
Website:	www.energytransfer.com
Sector:	Oil & Gas Equipment & Services
36 Month Beta:	2.01
Total Market Cap:	\$23,607,000,000
% Held by Institutions:	NA%
% Held by ETFs:	0.25%

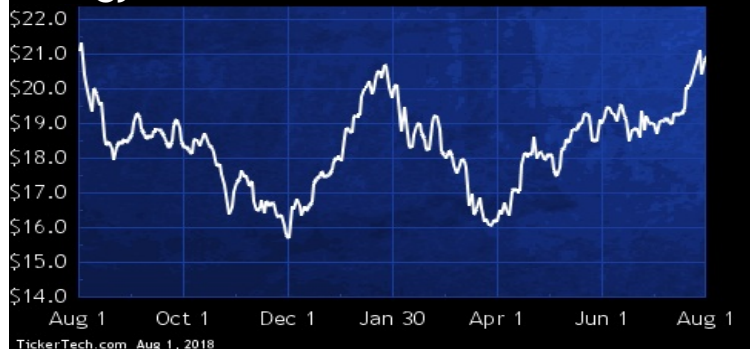
ETP DIVIDEND HISTORY



TickerTech.com Aug 1, 2018

ETP – 10.8% YIELD

Energy Transfer Partners LP



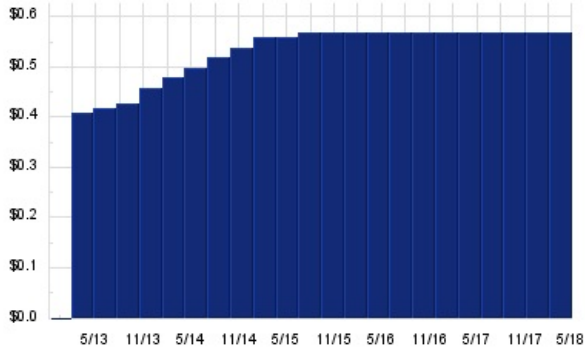
TickerTech.com Aug 1, 2018

Energy Transfer Partners, through its subsidiaries, conduct activities such as natural gas operations; and interstate natural gas transportation and storage; and crude oil, natural gas liquid and refined product. Co.'s segment includes: Intrastate Transportation and Storage, which owns and operates a natural gas open-access interstate pipeline network; Midstream, which consists of natural gas gathering, compression, treating, processing, storage, and transportation; NGL and Refined Products Transportation and Services, which transport, store and execute acquisition and marketing activities utilizing a network of pipelines, storage and blending facilities.

SMLP — KEY STATS

Name:	Summit Midstream Partners LP
Website:	www.summitmidstream.com
Sector:	Oil & Gas Equipment & Services
36 Month Beta:	2.52
Total Market Cap:	\$1,251,000,000
% Held by Institutions:	0%
% Held by ETFs:	0.70%

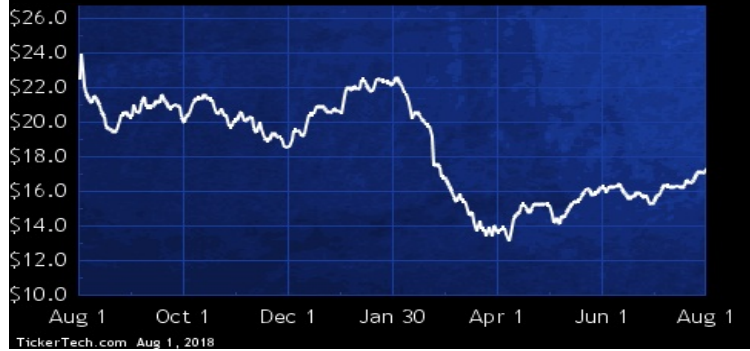
SMLP DIVIDEND HISTORY



TickerTech.com Aug 1, 2018

SMLP — 13.3% YIELD

Summit Midstream Partners LP

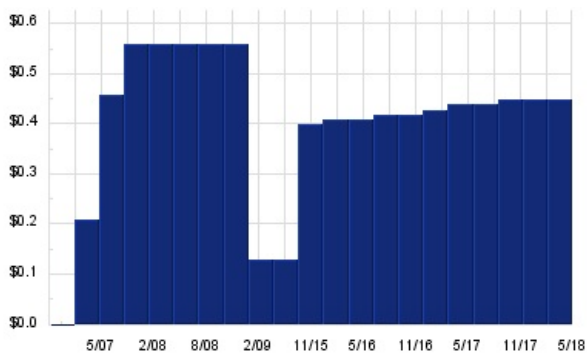


Summit Midstream Partners is engaged in developing, owning and operating midstream energy infrastructure assets. Co. provides natural gas gathering, treating and processing services as well as crude oil and produced water gathering services pursuant. Co.'s segments are: the Utica Shale, which includes its ownership interest in Ohio Gathering and is served by Summit Utica; the Williston Basin, which is served by Bison Midstream, Polar and Divide and Tioga Midstream; the Piceance/DJ Basins, which is served by Grand River and Niobrara G&P; the Barnett Shale, which is served by DFW Midstream; and the Marcellus Shale, which is served by Mountaineer Midstream.

SNMP — KEY STATS

Name:	Sanchez Midstream Partners LP
Website:	www.sanchezpp.com
Sector:	Oil & Gas Equipment & Services

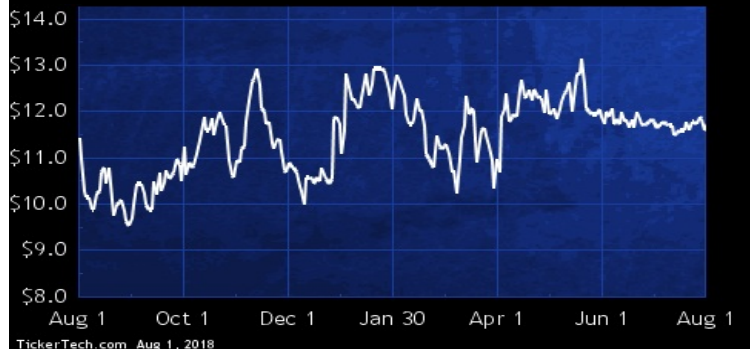
SNMP DIVIDEND HISTORY



TickerTech.com Aug 1, 2018

SNMP — 15.3% YIELD

Sanchez Midstream Partners LP

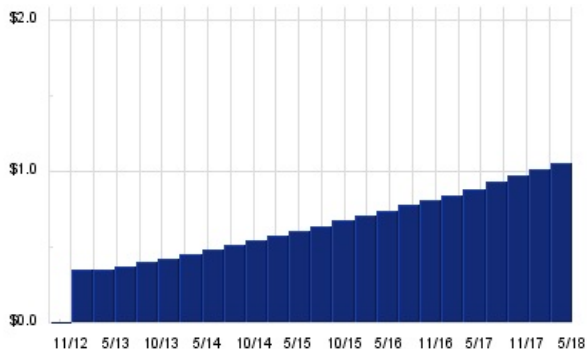


Sanchez Production Partners is focused on the acquisition, development, ownership and operation of midstream and other producing assets in North America. Co. operates in two segments: midstream business, which includes the Western Catarina gathering system; and production business, which includes oil and natural gas reserves in the Eagle Ford Shale in South Texas and in other areas of Texas and Louisiana, as well as properties in the Mid-Continent region. As of Dec 31 2016, Co. had total proved reserves of 6.9 million barrels of oil equivalent, consisting of 3.5 million barrels of oil, 14.6 billion cubic feet of natural gas, and 0.9 million barrels of natural gas liquids.

EQM — KEY STATS

Name:	EQT Midstream Partners LP
Website:	www.eqtmidstreampartners.com
Sector:	Oil & Gas Equipment & Services
36 Month Beta:	0.96
Total Market Cap:	\$4,171,000,000
% Held by Institutions:	0%
% Held by ETFs:	1.20%

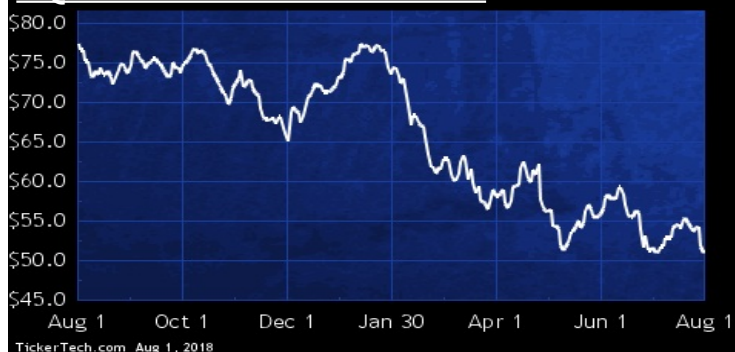
EQM DIVIDEND HISTORY



TickerTech.com Aug 1, 2018

EQM — 8.5% YIELD

EQT Midstream Partners LP

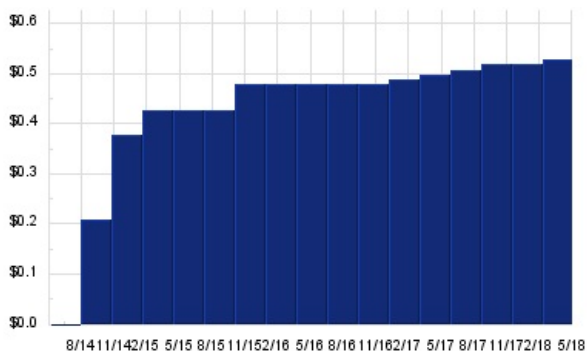


EQT Midstream Partners owns, operates, acquires and develops midstream assets in the Appalachian Basin. Co. provides midstream services to EQT Corporation and multiple third parties across 24 counties in Pennsylvania, West Virginia and Ohio through its two primary assets: the gathering system, which delivers natural gas from wells and other receipt points to transmission pipelines, and the transmission and storage system, which serves as a header system transmission pipeline. Co. provides most of its natural gas transmission, storage and gathering services under contracts with long-term, firm reservation and/or usage fees.

GLOP — KEY STATS

Name:	GasLog Partners LP
Website:	www.gaslogmlp.com
Sector:	Oil & Gas Equipment & Services

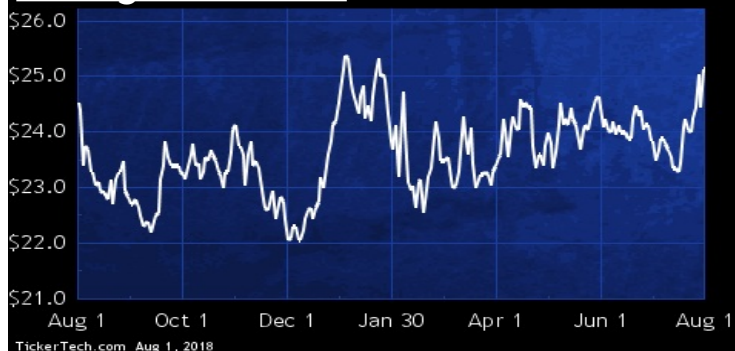
GLOP DIVIDEND HISTORY



TickerTech.com Aug 1, 2018

GLOP — 8.4% YIELD

GasLog Partners LP

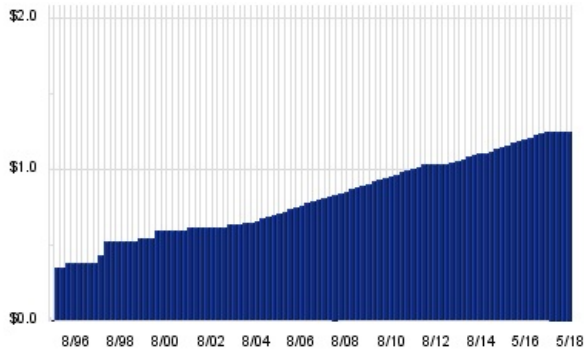


GasLog Partners is a holding company. Co. is a limited partnership formed to own, operate and acquire liquefied natural gas (LNG) carriers engaged in LNG transportation under long-term charters. As of Feb 8 2018, Co. has a fleet of 12 LNG carriers, including seven vessels with TFDE propulsion technology and five Steam vessels. Co. provides services of its ships under time charters. A time charter is a contract for the use of the ship for a specified term at a daily hire rate. Under a time charter, the ship owner provides crewing and other services related to the ship's operation, the cost of which is covered by the hire rate, and the customer is responsible for all of the ship voyage costs.

BPL — KEY STATS

Name:	Buckeye Partners LP
Website:	www.buckeye.com
Sector:	Oil & Gas Equipment & Services
36 Month Beta:	1.47
Total Market Cap:	\$4,905,000,000
% Held by Institutions:	73.86%
% Held by ETFs:	0.38%

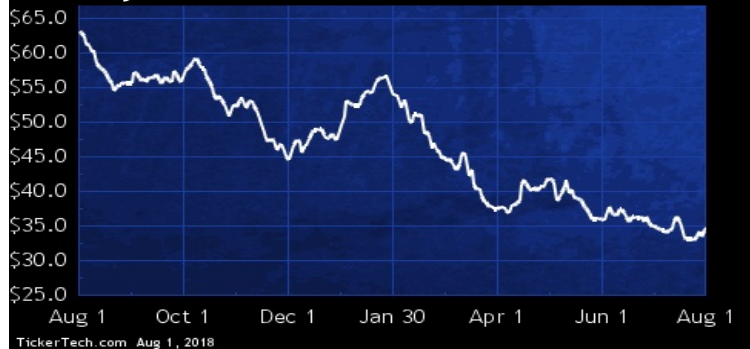
BPL DIVIDEND HISTORY



TickerTech.com Aug 1, 2018

BPL — 14.6% YIELD

Buckeye Partners LP

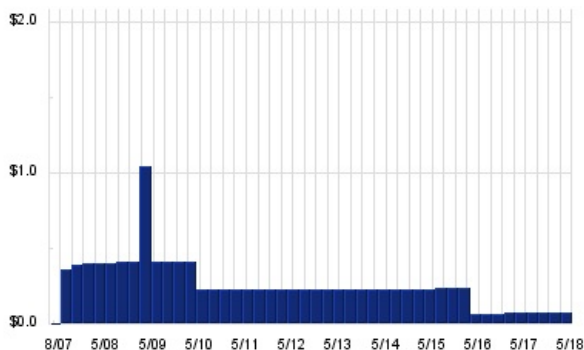


Buckeye Partners is a holding company. Through its subsidiaries, Co. owns and operates integrated assets providing midstream logistic solutions, including transportation, storage, processing and marketing of liquid petroleum products. Co. has three segments: Domestic Pipelines & Terminals, which provide pipeline transportation services; Global Marine Terminals, which provide marine accessible bulk storage and blending services, rail and truck rack loading/unloading, along with petroleum processing services in the East Coast and Gulf Coast regions of the U.S. and in the Caribbean; and Merchant Services, which distribute refined petroleum products in the continental U.S. and in the Caribbean.

CPLP — KEY STATS

Name:	Capital Product Partners L.P.
Website:	www.capitalpplp.com
Sector:	Oil & Gas Equipment & Services
36 Month Beta:	1.72
Total Market Cap:	\$401,000,000
% Held by Institutions:	38.39%
% Held by ETFs:	1.88%

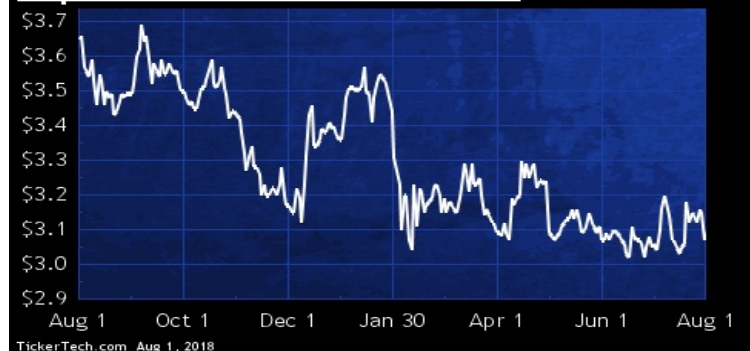
CPLP DIVIDEND HISTORY



TickerTech.com Aug 1, 2018

CPLP — 10.3% YIELD

Capital Product Partners L.P.

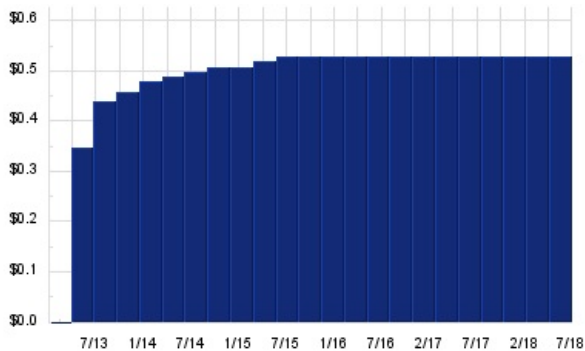


Capital Product Partners is an international owner of tanker, container and drybulk vessels. As of Dec 31 2017, Co.'s fleet of 36 modern high specification vessels (2.6 million dwt), consists of four Suezmax crude oil tankers, twenty-one MR tankers, all of which are classed as IMO II/III vessels, ten neo-panamax container carrier vessels and one Capesize bulk carrier. Co.'s vessels are capable of carrying a range of cargoes, including crude oil, refined oil products such as gasoline, diesel, fuel oil and jet fuel, edible oils and certain chemicals, such as ethanol, as well as dry cargo and containerized goods.

USAC – KEY STATS

Name:	USA Compression Partners LP
Website:	www.usacompression.com
Sector:	Oil & Gas Equipment & Services
36 Month Beta:	1.41
Total Market Cap:	\$998,000,000
% Held by Institutions:	91.97%
% Held by ETFs:	1.00%

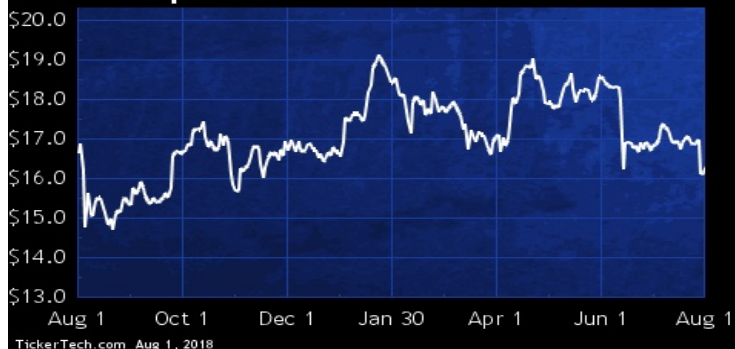
USAC DIVIDEND HISTORY



TickerTech.com Aug 1, 2018

USAC – 12.9% YIELD

USA Compression Partners LP

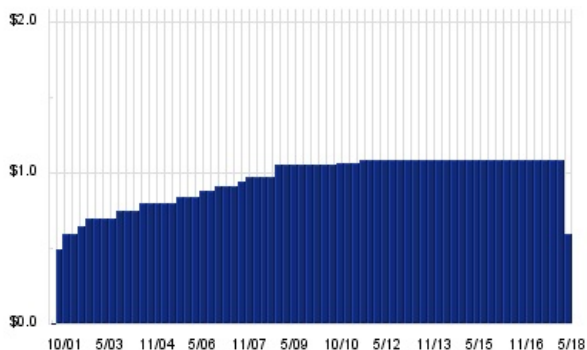


USA Compression Partners is engaged as a provider of compression services primarily in connection with infrastructure applications, including both allowing for the processing and transportation of natural gas through the domestic pipeline system and crude oil production through artificial lift processes. As such, Co.'s compression services play a role in the production, processing and transportation of both natural gas and crude oil. Co. provides compression services in a number of shale plays throughout the U.S. As part of its services, Co. engineers, designs, operates, services and repairs its compression units and maintains related support inventory and equipment.

NS – KEY STATS

Name:	NuStar Energy LP
Website:	www.nustarenergy.com
Sector:	Oil & Gas Refining & Marketing
36 Month Beta:	2.07
Total Market Cap:	\$2,258,000,000
% Held by Institutions:	55.15%
% Held by ETFs:	0.32%

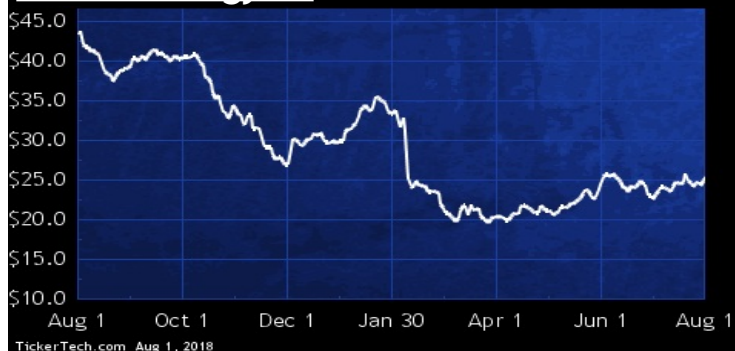
NS DIVIDEND HISTORY



TickerTech.com Aug 1, 2018

NS – 9.4% YIELD

NuStar Energy LP



NuStar Energy is engaged in the transportation of petroleum products and anhydrous ammonia, the terminalling and storage of petroleum products and the marketing of petroleum products. Co.'s three reportable business segments are: pipeline, which consist of the transportation of refined petroleum products, crude oil and anhydrous ammonia; storage, which includes terminal and storage facilities that provide storage, handling and other services for petroleum products, crude oil, specialty chemicals and other liquids; and fuels marketing, which involves the purchase of crude oil, fuel oil, bunker fuel, fuel oil blending components and other refined products for resale.

 **Energy Stock Channel**

 **Dividend Channel**

Nothing in Dividend Channel is intended to be investment advice, nor does it represent the opinion of, counsel from, or recommendations by BNK Invest Inc. or any of its affiliates, subsidiaries or partners. None of the information contained herein constitutes a recommendation that any particular security, portfolio, transaction, or investment strategy is suitable for any specific person. All viewers agree that under no circumstances will BNK Invest, Inc., its subsidiaries, partners, officers, employees, affiliates, or agents be held liable for any loss or damage caused by your reliance on information obtained. By visiting, using or viewing this site, you agree to the following [Full Disclaimer & Terms of Service](#). Video widget and dividend videos powered by Market News Video. Quote data delayed at least 20 minutes; data powered by Ticker Technologies, and Mergent. [Contact Dividend Channel](#); [Meet Our Editorial Staff](#).