

10 Yield Gushing Energy Stocks

<http://www.energystockchannel.com/>

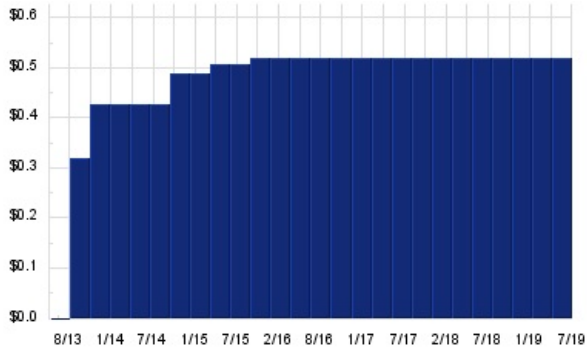
Energy Stock Channel paired our coverage universe of energy stocks, with Dividend Channel's proprietary DividendRank formula, to bring you this list of 10 top ranked energy dividend stocks. The DividendRank formula considers a variety of data – dividend history & yield, book value, quarterly earnings – and compares it to the stock's trading data to come up with certain calculations about profitability and about the stock's valuation (whether we think it looks "cheap" or "expensive"). The result is this list of the top most "interesting" ideas that merit further research.



KNOP — KEY STATS

Name:	KNOT Offshore Partners LP
Stock buyback:	KNOP buyback
Website:	www.knotoffshorepartners.com
Sector:	Oil & Gas Equipment & Services
36 Month Beta:	0.64
Total Market Cap:	\$167,000,000
% Held by Institutions:	40.71%
% Held by ETFs:	5.40%

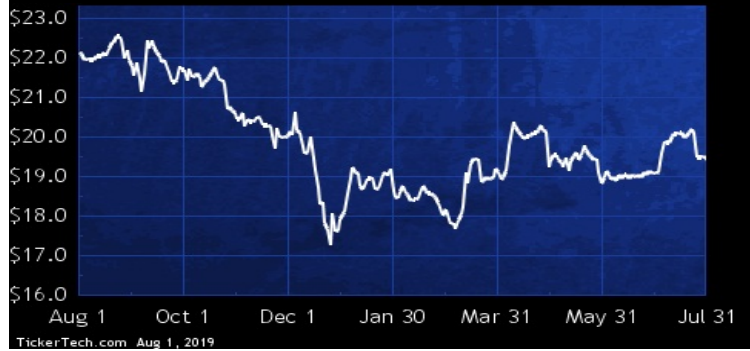
KNOP DIVIDEND HISTORY



TickerTech.com Aug 1, 2019

KNOP — 10.7% YIELD

KNOT Offshore Partners LP

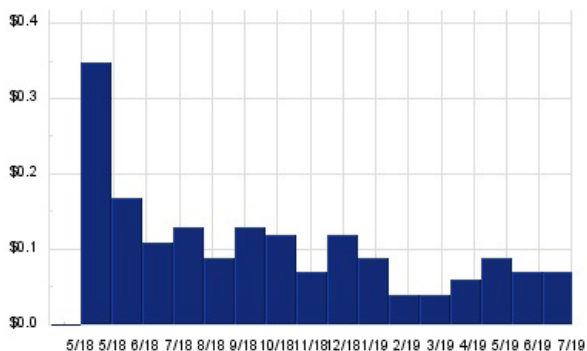


KNOT Offshore Partners is a limited partnership formed to own, operate and acquire shuttle tankers under long-term charters, which Co. defines as charters of five years or more. Co.'s initial fleet of shuttle tankers was contributed to Co. by Knutsen NYK Offshore Tankers AS, or KNOT, which is jointly owned by TS Shipping Invest AS (TSSI), and Nippon Yusen Kaisha (NYK). As of Dec. 31, 2016, Co.'s fleet consists of eleven shuttle tankers. The market for Co.'s services is the offshore oil transportation industry, and Co.'s customers consist primarily of major oil and gas companies, independent oil and gas producers and government-owned oil companies.

PRT — KEY STATS

Name:	PermRock Royalty Trust
Website:	www.permrock.com
Sector:	Oil & Gas Exploration & Production

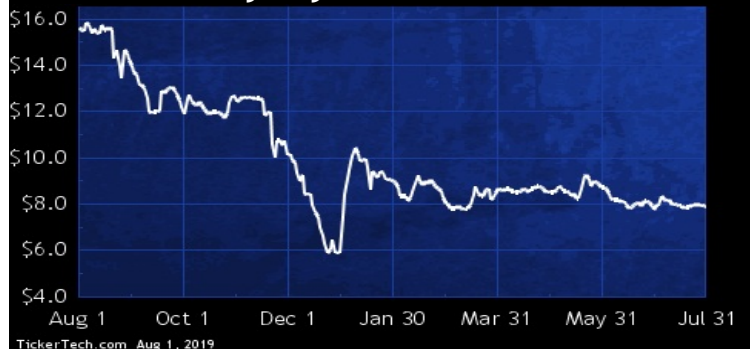
PRT DIVIDEND HISTORY



TickerTech.com Aug 1, 2019

PRT — 10.7% YIELD

PermRock Royalty Trust

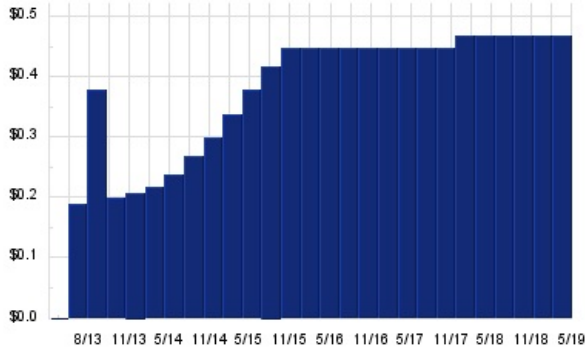


PermRock Royalty is focused on the acquisition, development and operation of oil and natural gas properties in the Permian Basin.

SEMG – KEY STATS

Name:	SemGroup Corp
Website:	www.semgroupcorp.com
Sector:	Oil & Gas Equipment & Services
36 Month Beta:	1.00
Total Market Cap:	\$955,000,000
% Held by Institutions:	100.13%
% Held by ETFs:	15.39%

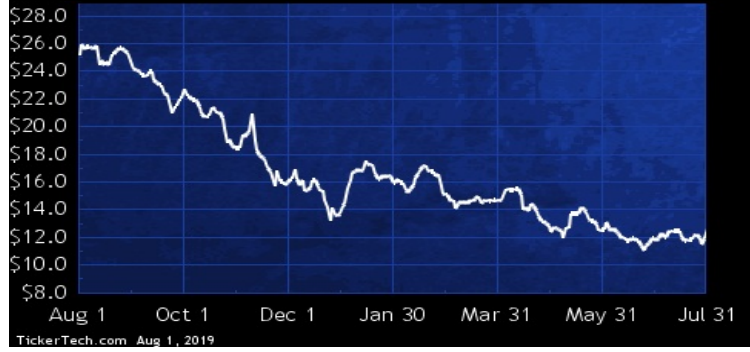
SEMG DIVIDEND HISTORY



TickerTech.com Aug 1, 2019

SEMG – 14.9% YIELD

SemGroup Corp

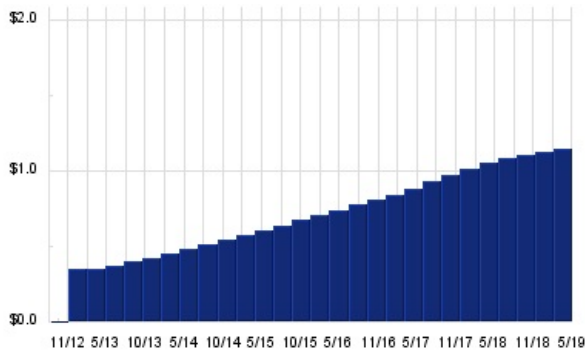


SemGroup provides gathering, transportation, storage, distribution, marketing and other midstream services primarily to producers, refiners of petroleum products and other market participants located in the Gulf Coast, Midwest and Rocky Mountain regions of the U.S. and Canada. Co. conducts its primary business through three business segments: U.S. Liquids, which operates crude oil pipelines, truck transportation, storage, terminals and marketing businesses in the U.S.; U.S. Gas, which provides natural gas gathering, processing and marketing services; and Canada, which owns and operates natural gas processing and gathering facilities in Alberta, Canada.

EQM – KEY STATS

Name:	EQM Midstream Partners LP
Website:	www.eqtmidstreampartners.com
Sector:	Oil & Gas Equipment & Services
36 Month Beta:	0.99
Total Market Cap:	\$7,946,000,000
% Held by Institutions:	0%
% Held by ETFs:	0.15%

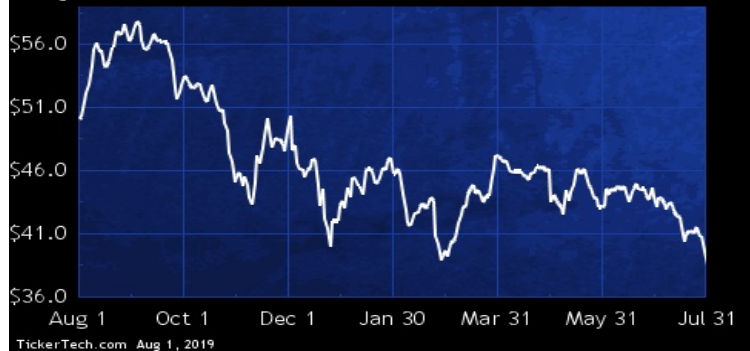
EQM DIVIDEND HISTORY



TickerTech.com Aug 1, 2019

EQM – 12.1% YIELD

EQM Midstream Partners LP



EQM Midstream Partners operates, acquires and develops midstream assets in the Appalachian Basin. Co. provides midstream services to its customers through three primary assets: the gathering system, which delivers natural gas from wells and other receipt points to transmission pipelines; the transmission and storage system, which delivers gas to local demand users and interstate pipelines for access to demand markets; and the water service system, which consists of water pipelines, impoundment facilities, pumping stations, take point facilities and measurement facilities that support well completion activities and collect flowback and produced water for recycling or disposal.

ENLC – KEY STATS

Name:	EnLink Midstream LLC
Website:	www.enlink.com
Sector:	Oil & Gas Equipment & Services
36 Month Beta:	1.71
Total Market Cap:	\$4,652,000,000
% Held by Institutions:	67.53%
% Held by ETFs:	0.20%

ENLC DIVIDEND HISTORY

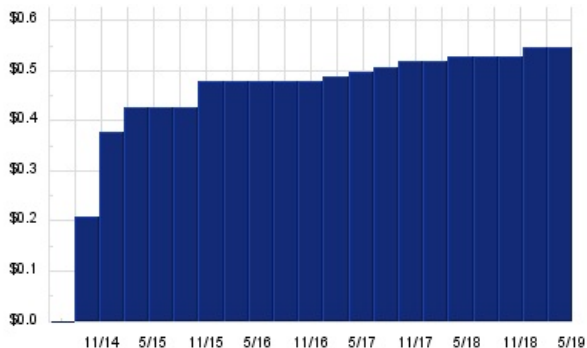


TickerTech.com Aug 1, 2019

GLOP – KEY STATS

Name:	GasLog Partners LP
Website:	www.gaslogmlp.com
Sector:	Oil & Gas Equipment & Services
36 Month Beta:	0.57
Total Market Cap:	\$981,000,000
% Held by Institutions:	NA%
% Held by ETFs:	1.82%

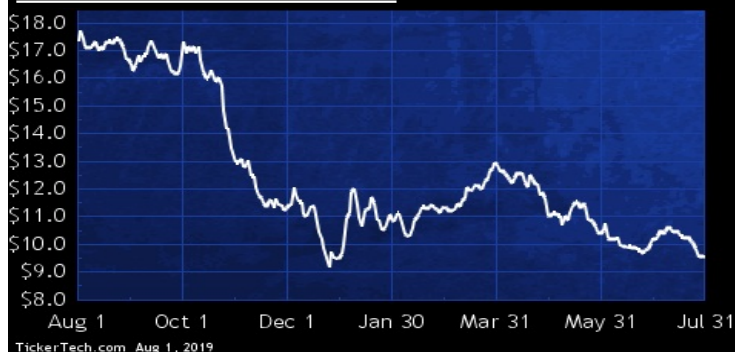
GLOP DIVIDEND HISTORY



TickerTech.com Aug 1, 2019

ENLC – 11.8% YIELD

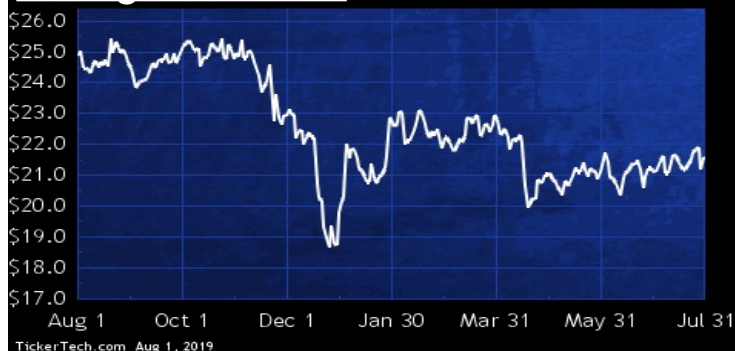
EnLink Midstream LLC



Enlink Midstream is a holding company. Co.'s assets consist of equity interests in EnLink Midstream Partners, LP (ENLK). ENLK primarily focuses on providing midstream energy services, including: gathering, compressing, treating, processing, transporting, storing, and selling natural gas; fractionating, transporting, storing, and selling natural gas liquids; and gathering, transporting, stabilizing, storing, trans-loading, and selling crude oil and condensate, in addition to brine disposal services. Co.'s midstream energy asset network includes, among others, natural gas processing plants, fractionators, barge and rail terminals, product storage facilities, and brine disposal wells.

GLOP – 10.2% YIELD

GasLog Partners LP

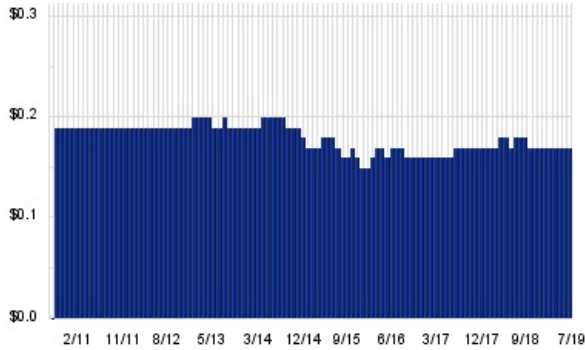


GasLog Partners is a holding company. Co. is a limited partnership formed to own, operate and acquire liquefied natural gas (LNG) carriers engaged in LNG transportation under long-term charters. As of Feb 8 2018, Co. has a fleet of 12 LNG carriers, including seven vessels with TFDE propulsion technology and five Steam vessels. Co. provides services of its ships under time charters. A time charter is a contract for the use of the ship for a specified term at a daily hire rate. Under a time charter, the ship owner provides crewing and other services related to the ship's operation, the cost of which is covered by the hire rate, and the customer is responsible for all of the ship voyage costs.

VET — KEY STATS

Name:	Vermilion Energy Inc
Website:	www.vermilionenergy.com
Sector:	Oil & Gas Exploration & Production
36 Month Beta:	1.41
Total Market Cap:	\$1,908,000,000
% Held by Institutions:	0%
% Held by ETFs:	0.20%

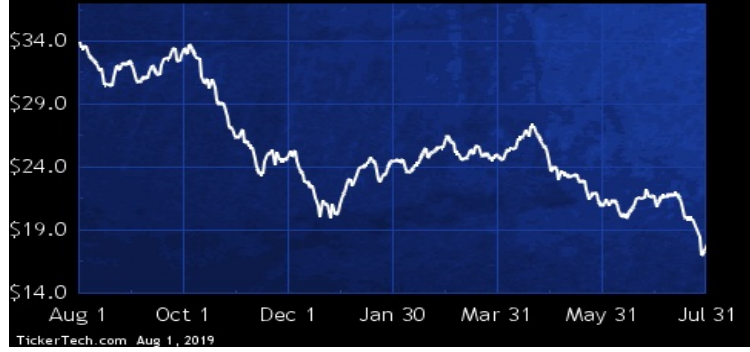
VET DIVIDEND HISTORY



TickerTech.com Aug 1, 2019

VET — 15.4% YIELD

Vermilion Energy Inc

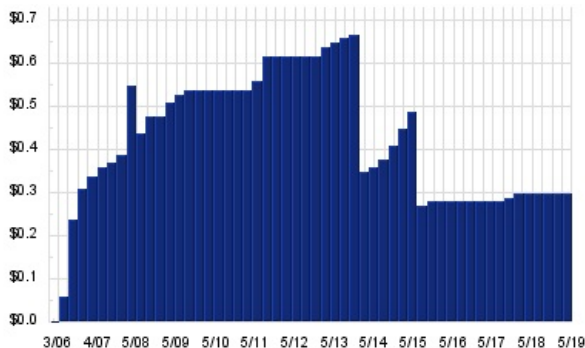


Vermilion Energy, through its subsidiaries, is engaged in the business of oil and natural gas exploitation, development, acquisition and production in Canada, France, the Netherlands, Australia and Ireland.

ET — KEY STATS

Name:	Energy Transfer LP
Website:	www.energytransfer.com
Sector:	Oil & Gas Equipment & Services
36 Month Beta:	1.30
Total Market Cap:	\$37,749,000,000
% Held by Institutions:	46.58%
% Held by ETFs:	0.24%

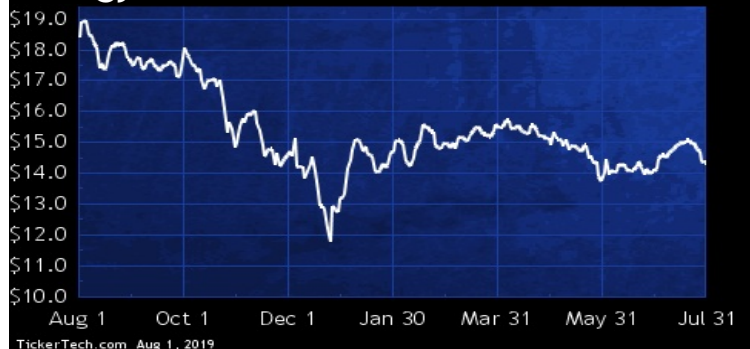
ET DIVIDEND HISTORY



TickerTech.com Aug 1, 2019

ET — 8.5% YIELD

Energy Transfer LP

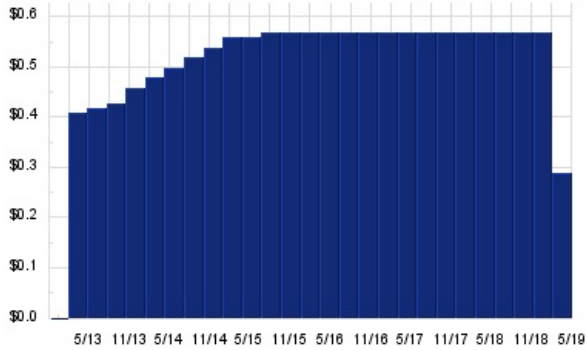


Energy Transfer is a holding company. Through its subsidiaries, Co. is engaged in natural gas operations, including natural gas midstream and intrastate transportation and storage and interstate natural gas transportation and storage, and crude oil, natural gas liquid (NGL) and refined products transportation, terminalling services and acquisition and marketing activities. In addition, Co. owns investments in other businesses. Co.'s segments include: intrastate transportation and storage; interstate transportation and storage; midstream; NGL and refined products transportation and services; crude oil transportation and services; investment in Sunoco LP; investment in USAC; and all other.

SMLP — KEY STATS

Name:	Summit Midstream Partners LP
Website:	www.summitmidstream.com
Sector:	Oil & Gas Equipment & Services
36 Month Beta:	1.38
Total Market Cap:	\$652,000,000
% Held by Institutions:	0%
% Held by ETFs:	0.62%

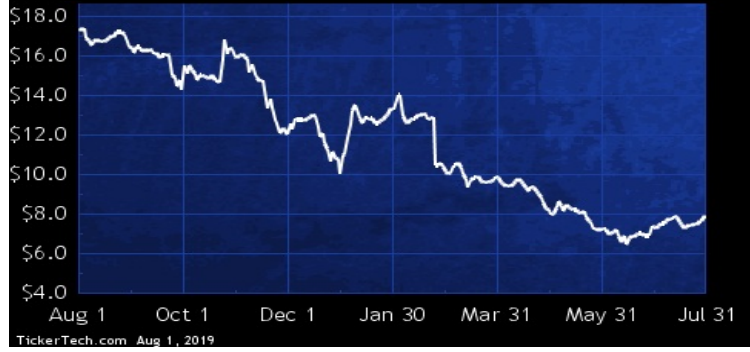
SMLP DIVIDEND HISTORY



TickerTech.com Aug 1, 2019

SMLP — 14.6% YIELD

Summit Midstream Partners LP

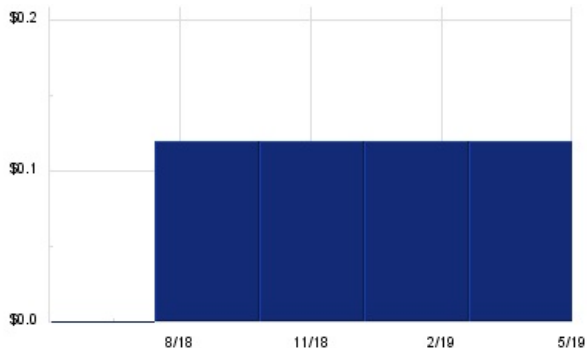


Summit Midstream Partners is engaged in developing, owning and operating midstream energy infrastructure assets that are located in the core producing areas of unconventional resource basins, primarily shale formations, in the continental U.S. Co. is the owner-operator of or has ownership interests in the following gathering systems: Summit Midstream Utica, LLC, a natural gas gathering system operating in the Appalachian Basin; Polar Midstream, LLC and Epping Transmission Company, LLC, crude oil and produced water gathering systems and transmission pipelines located in the Williston Basin; and Tioga Midstream, LLC, crude oil, produced water and associated natural gas gathering systems.

TUSK — KEY STATS

Name:	Mammoth Energy Services Inc
Website:	www.mammothenergy.com
Sector:	Oil & Gas Exploration & Production
36 Month Beta:	1.43
Total Market Cap:	\$259,000,000
% Held by Institutions:	NA%
% Held by ETFs:	4.50%

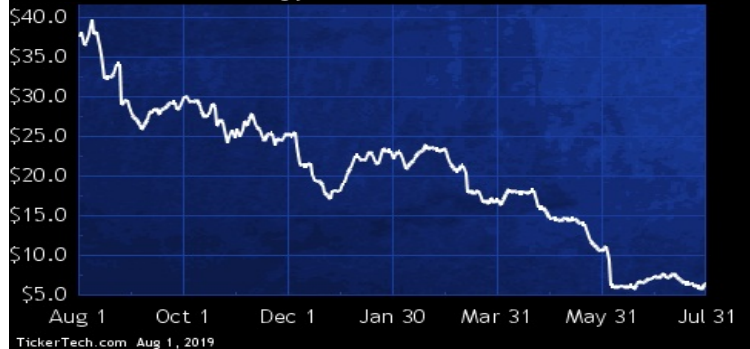
TUSK DIVIDEND HISTORY



TickerTech.com Aug 1, 2019

TUSK — 7.7% YIELD

Mammoth Energy Services Inc



Mammoth Energy Services is an energy service company serving companies engaged in the exploration and development of North American onshore unconventional oil and natural gas reserves and government-funded and private utilities, public investor owned utilities, and co-operative utilities, through its energy infrastructure business. Co.'s services includes: pressure pumping, which provides hydraulic fracturing services; infrastructure, which provides construction, upgrade, maintenance and repair services; natural sand proppant, which mines, processes and sells proppant for hydraulic fracturing; and contract land and directional drilling, which provides drilling rigs and crews for operators.

 **Energy Stock Channel**

 **Dividend Channel**

Nothing in Dividend Channel is intended to be investment advice, nor does it represent the opinion of, counsel from, or recommendations by BNK Invest Inc. or any of its affiliates, subsidiaries or partners. None of the information contained herein constitutes a recommendation that any particular security, portfolio, transaction, or investment strategy is suitable for any specific person. All viewers agree that under no circumstances will BNK Invest, Inc., its subsidiaries, partners, officers, employees, affiliates, or agents be held liable for any loss or damage caused by your reliance on information obtained. By visiting, using or viewing this site, you agree to the following [Full Disclaimer & Terms of Service](#). Video widget and dividend videos powered by Market News Video. Quote data delayed at least 20 minutes; data powered by Ticker Technologies, and Mergent. [Contact Dividend Channel](#); [Meet Our Editorial Staff](#).