

## 10 Yield Gushing Energy Stocks

<http://www.energystockchannel.com/>

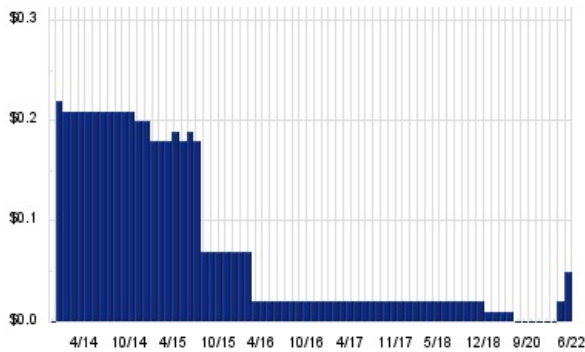
Energy Stock Channel paired our coverage universe of energy stocks, with Dividend Channel's proprietary DividendRank formula, to bring you this list of 10 top ranked energy dividend stocks. The DividendRank formula considers a variety of data – dividend history & yield, book value, quarterly earnings – and compares it to the stock's trading data to come up with certain calculations about profitability and about the stock's valuation (whether we think it looks "cheap" or "expensive"). The result is this list of the top most "interesting" ideas that merit further research.



## CPG — KEY STATS

Name:	Crescent Point Energy Corp
Stock buyback:	<a href="#">CPG buyback</a>
Website:	<a href="http://www.crescentpointenergy.com">www.crescentpointenergy.com</a>
Sector:	<a href="#">Oil &amp; Gas Exploration &amp; Production</a>
36 Month Beta:	2.85
Total Market Cap:	\$3,772,000,000
% Held by Institutions:	38.44%
% Held by ETFs:	0.44%

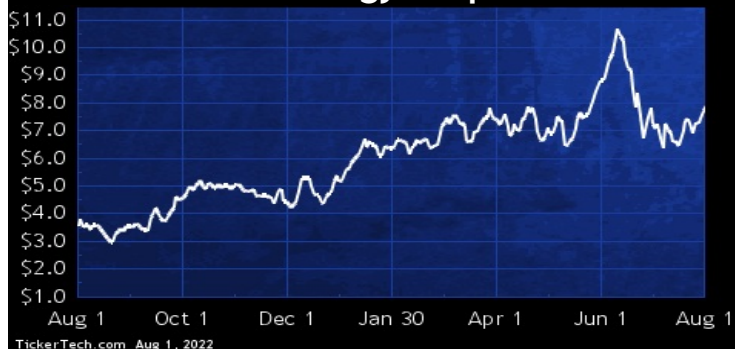
## CPG DIVIDEND HISTORY



TickerTech.com Jul 30, 2022

## CPG — 4.0% YIELD

### Crescent Point Energy Corp

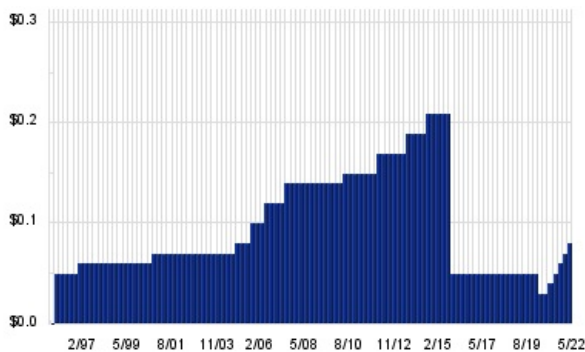


Crescent Point Energy is an oil and gas exploration, development and production company. Co. is an oil and gas producer with assets strategically focused in properties comprised of light and medium crude oil and natural gas reserves in Western Canada and the United States. The crude oil and natural gas properties and related assets generating income for the benefit of Co., are located in the provinces of Saskatchewan, Alberta, British Columbia and Manitoba and in the states of North Dakota and Montana. The properties and assets consist of producing crude oil and natural gas reserves and Proved plus Probable crude oil and natural gas reserves not yet on production, and land holdings.

## MRO — KEY STATS

Name:	Marathon Oil Corp.
Stock buyback:	<a href="#">MRO buyback</a>
Website:	<a href="http://www.marathonoil.com">www.marathonoil.com</a>
Sector:	<a href="#">Oil &amp; Gas Exploration &amp; Production</a>
36 Month Beta:	2.85
Total Market Cap:	\$16,900,000,000
% Held by Institutions:	69.82%
% Held by ETFs:	20.02%

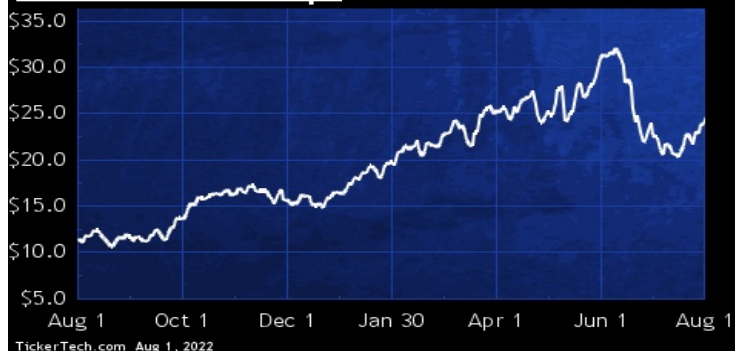
## MRO DIVIDEND HISTORY



TickerTech.com Aug 1, 2022

## MRO — 1.3% YIELD

### Marathon Oil Corp.

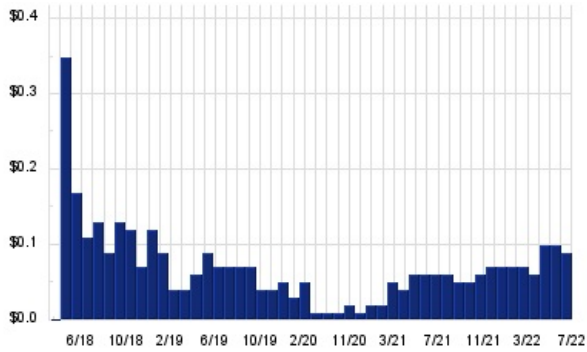


Marathon Oil is an independent exploration and production company focused on the U.S. resource plays. Co. also has international operations in Equatorial Guinea (E.G.). Co.'s segments are: U.S., which explores for, produces and markets crude oil and condensate, natural gas liquids (NGLs) and natural gas in the U.S.; and International, which explores for, produces and markets crude oil and condensate, NGLs and natural gas outside of the U.S. as well as produces and markets products manufactured from natural gas, such as liquefied natural gas and methanol, in E.G.

## PRT — KEY STATS

Name: PermRock Royalty Trust  
 Website: [www.permrock.com](http://www.permrock.com)  
 Sector: Oil & Gas Exploration & Production

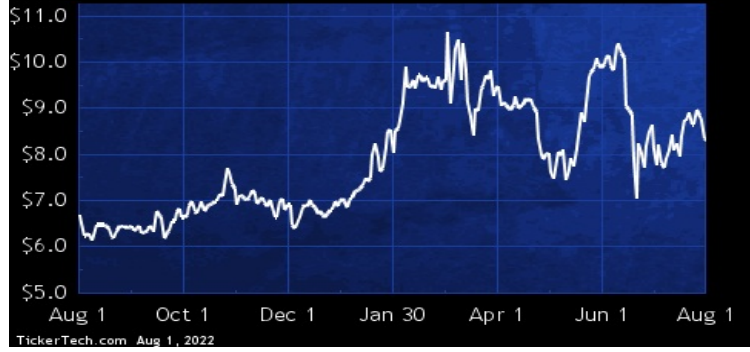
## PRT DIVIDEND HISTORY



TickerTech.com Jul 30, 2022

## PRT — 13.1% YIELD

### PermRock Royalty Trust

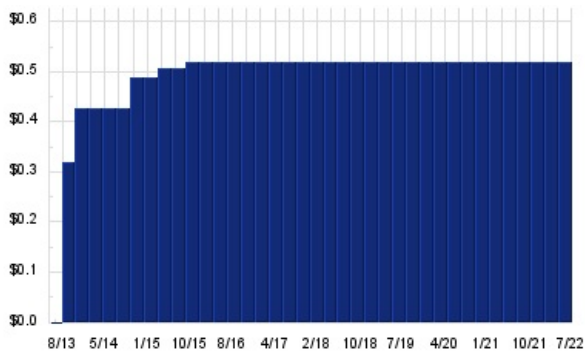


PermRock Royalty Trust acquires and holds the Net Profits Interest for the benefit of its unitholders. The Net Profits Interest entitles Co. to receive 80% of the net profits from the sale of oil and natural gas production from the Underlying Properties. The Underlying Properties consist of the following four operating areas: the Permian Clearfork area located in Hockley and Terry Counties, TX; the Permian Abo area located in Terry and Cochran Counties, TX; the Permian Shelf area located in Glasscock, Schleicher, Stonewall and Coke Counties, TX; and the Permian Platform area located in Ward, Crane, Terry and Ector Counties, TX.

## KNOP — KEY STATS

Name: KNOT Offshore Partners LP  
 Stock buyback: [KNOP buyback](#)  
 Website: [www.knotoffshorepartners.com](http://www.knotoffshorepartners.com)  
 Sector: Oil & Gas Equipment & Services

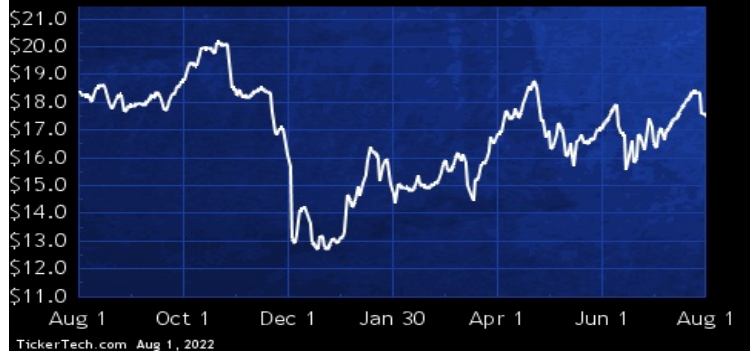
## KNOP DIVIDEND HISTORY



TickerTech.com Jul 30, 2022

## KNOP — 11.9% YIELD

### KNOT Offshore Partners LP



KNOT Offshore Partners owns and operates shuttle tankers under long-term charters. Co. has a fleet of shuttle tankers, including: the Windsor Knutsen, the Bodil Knutsen, the Recife Knutsen, the Fortaleza Knutsen, the Carmen Knutsen, the Hilda Knutsen, the Torill Knutsen, the Dan Cisne, the Dan Sabia, the Ingrid Knutsen, the Raquel Knutsen, the Tordis Knutsen, the Vigdis Knutsen, the Lena Knutsen, the Brasil Knutsen, the Anna Knutsen and the Tove Knutsen.

## ENB — KEY STATS

Name:	Enbridge Inc
Website:	<a href="http://www.enbridge.com">www.enbridge.com</a>
Sector:	<a href="#">Oil &amp; Gas Equipment &amp; Services</a>
36 Month Beta:	0.88
Total Market Cap:	\$90,377,000,000
% Held by Institutions:	47.15%
% Held by ETFs:	0.34%

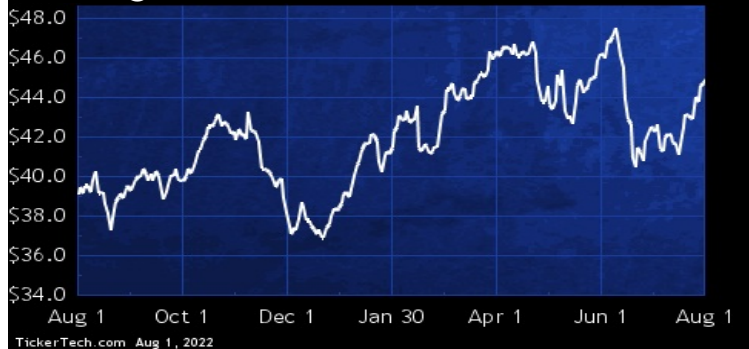
## ENB DIVIDEND HISTORY



TickerTech.com Jul 30, 2022

## ENB — 7.7% YIELD

### Enbridge Inc

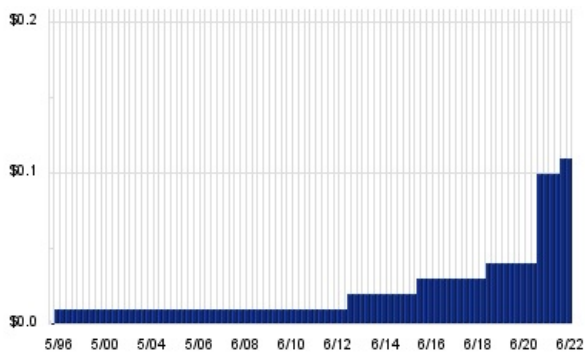


Enbridge is an energy transportation and distribution company. Co. conducts its business through five business segments: Liquids Pipelines, which consists of pipelines and related terminals in that transport various grades of crude oil and other liquid hydrocarbons; Gas Transmission and Midstream, which consists of investments in natural gas pipelines and gathering and processing facilities; Gas Distribution and Storage, which consists of Co.'s natural gas utility operations; Renewable Power Generation, which consists primarily of investments in wind and solar power generating assets; and Energy Services, which undertake physical commodity marketing activity and logistical services.

## AAN — KEY STATS

Name:	Aaron's Co Inc (The)
Stock buyback:	<a href="#">AAN buyback</a>
Website:	<a href="http://www.aarons.com">www.aarons.com</a>
Sector:	<a href="#">Oil &amp; Gas Equipment &amp; Services</a>
36 Month Beta:	0.83
Total Market Cap:	\$395,000,000
% Held by Institutions:	87.6%
% Held by ETFs:	25.92%

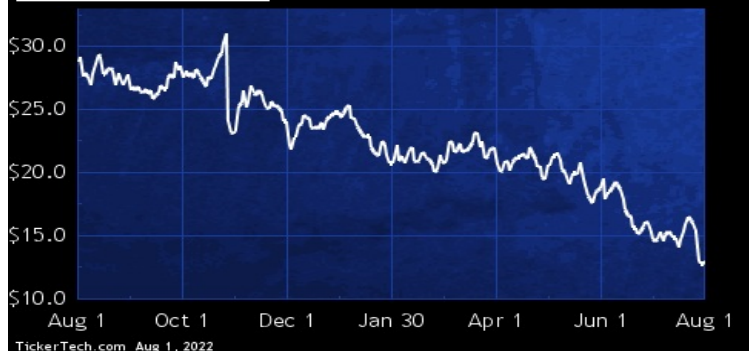
## AAN DIVIDEND HISTORY



TickerTech.com Jul 30, 2022

## AAN — 3.5% YIELD

### Aaron's Co Inc

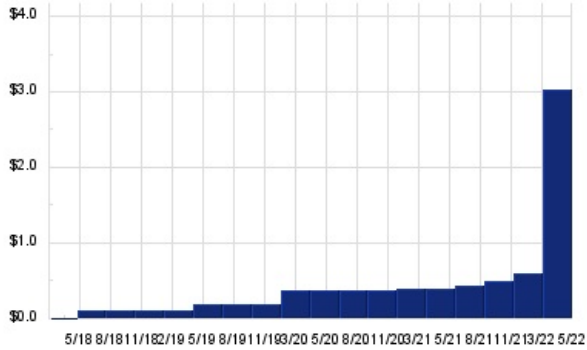


Aaron's is a provider of lease-to-own (LTO) and purchase solutions. Through its portfolio of stores and its Aarons.com e-commerce platform, Co. provides consumers with LTO and purchase solutions for the products, including furniture, appliances, electronics, computers and a variety of other products and accessories. In addition, Co. provides a product selection, free prompt delivery, setup, service and returns, and the ability to pause, cancel or resume lease contracts at any time with no additional costs to the customer.

## FANG — KEY STATS

Name:	Diamondback Energy, Inc.
Website:	<a href="http://www.diamondbackenergy.com">www.diamondbackenergy.com</a>
Sector:	<a href="#">Oil &amp; Gas Exploration &amp; Production</a>
36 Month Beta:	2.49
Total Market Cap:	\$21,883,000,000
% Held by Institutions:	86.65%
% Held by ETFs:	18.78%

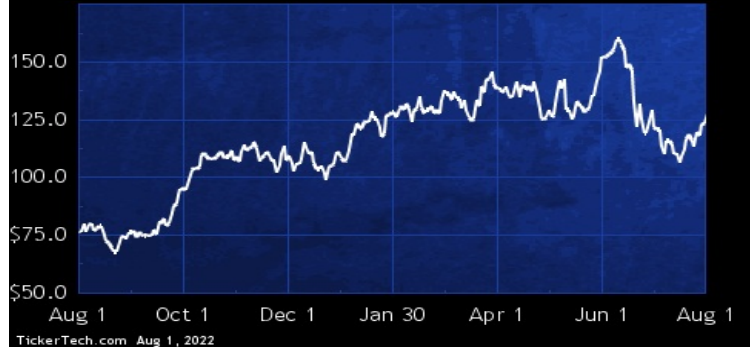
## FANG DIVIDEND HISTORY



TickerTech.com Jul 30, 2022

## FANG — 2.2% YIELD

### Diamondback Energy, Inc.

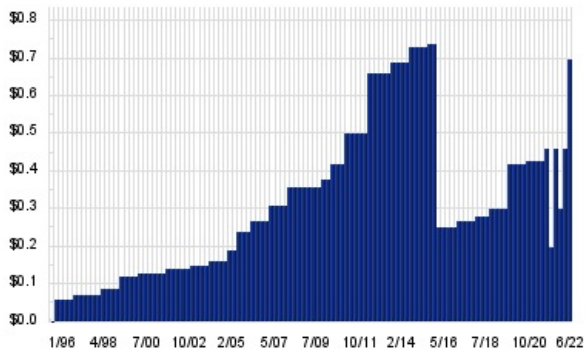


Diamondback Energy is an independent oil and natural gas company. Co. operates in the following segments: the upstream segment, which is engaged in the acquisition, development, exploration and exploitation of unconventional, onshore oil and natural gas reserves primarily in the Permian Basin in West Texas; and through its subsidiary, Rattler Midstream LP, the midstream operations segment, which is focused on ownership, operation, development and acquisition of the midstream infrastructure assets in the Midland and Delaware Basins of the Permian Basin.

## COP — KEY STATS

Name:	ConocoPhillips
Website:	<a href="http://www.conocophillips.com">www.conocophillips.com</a>
Sector:	<a href="#">Oil &amp; Gas Exploration &amp; Production</a>
36 Month Beta:	1.63
Total Market Cap:	\$120,640,000,000
% Held by Institutions:	96.06%
% Held by ETFs:	15.25%

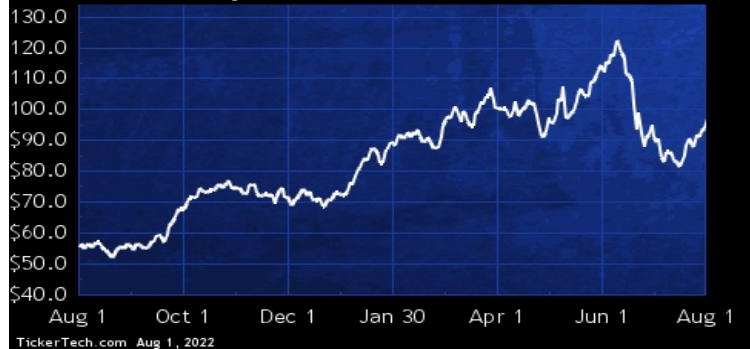
## COP DIVIDEND HISTORY



TickerTech.com Aug 1, 2022

## COP — 1.9% YIELD

### ConocoPhillips

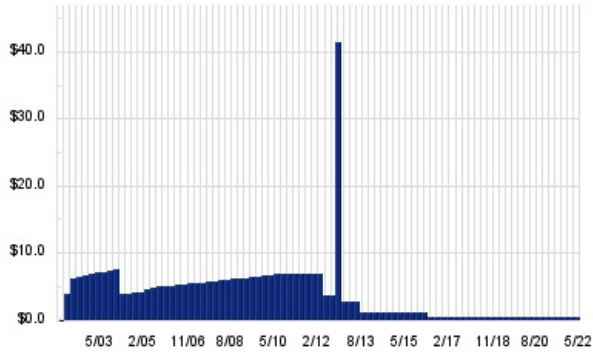


ConocoPhillips is an exploration and production company. Co. explores for, produces, transports and markets crude oil, bitumen, natural gas, liquefied natural gas and natural gas liquids. Co.'s segments include: Alaska, which operates in Alaska; Lower 48, which operates in U.S. and the Gulf of Mexico; Canada, which operates in Alberta and British Columbia; Europe, Middle East and North Africa, which consists of operations in the Norwegian sector of the North Sea; the Norwegian Sea; Qatar; Libya; and commercial and terminalling operations in the U.K; Asia Pacific, which operates in China, Indonesia, Malaysia and Australia; and Other International, which operates in Colombia and Argentina.

## CEQP — KEY STATS

Name:	Crestwood Equity Partners LP
Website:	<a href="http://www.crestwoodlp.com">www.crestwoodlp.com</a>
Sector:	<a href="#">Oil &amp; Gas Equipment &amp; Services</a>
36 Month Beta:	3.56
Total Market Cap:	\$1,958,000,000
% Held by Institutions:	49.67%
% Held by ETFs:	0.08%

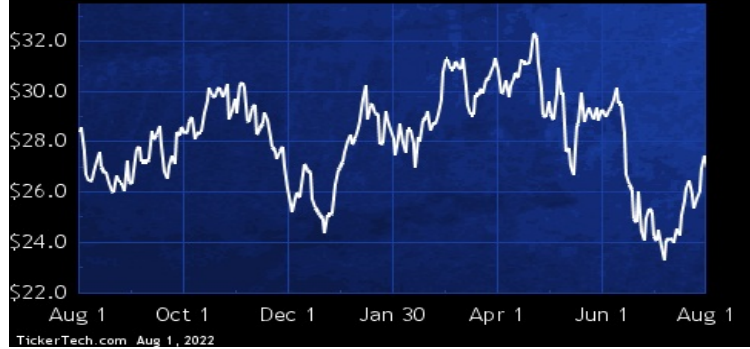
## CEQP DIVIDEND HISTORY



TickerTech.com Jul 30, 2022

## CEQP — 9.7% YIELD

### Crestwood Equity Partners LP

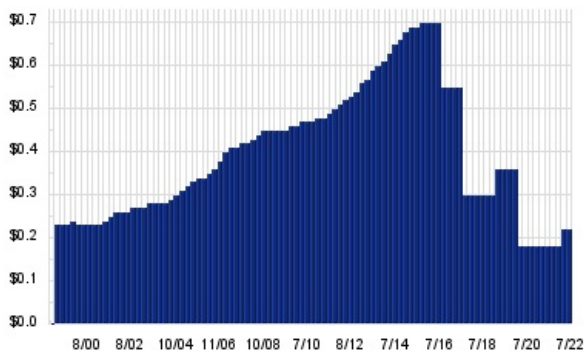


Crestwood Equity Partners is a holding company. Through its subsidiary, Co. develops, acquires, owns or controls, and operates assets and operations within the energy midstream sector. Co.'s segments are: gathering and processing, which provides gathering and transportation services and processing, treating and compression services to producers; storage and transportation, which provides crude oil and natural gas storage and transportation services to producers, utilities and other customers; and marketing, supply and logistics, which provides natural gas liquid, crude oil and natural gas marketing, storage and transportation services to producers, refiners, marketers and other customers.

## PAA — KEY STATS

Name:	Plains All American Pipeline LP
Website:	<a href="http://www.plainsallamerican.com">www.plainsallamerican.com</a>
Sector:	<a href="#">Oil &amp; Gas Equipment &amp; Services</a>
36 Month Beta:	0.29
Total Market Cap:	\$8,013,000,000
% Held by Institutions:	42.38%
% Held by ETFs:	0.32%

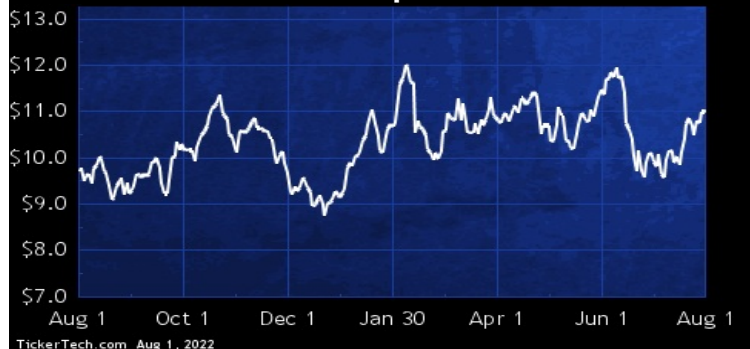
## PAA DIVIDEND HISTORY



TickerTech.com Jul 30, 2022

## PAA — 7.9% YIELD

### Plains All American Pipeline LP



Plains All American Pipeline is a holding company. Through its subsidiaries, Co. owns and operates midstream energy infrastructure and provides logistics services mainly for crude oil, natural gas liquids (NGL) and natural gas. Co. has three operating segments: Transportation, which provides activities associated with transporting crude oil and NGL on pipelines, gathering systems, trucks and barges; Facilities, which provides storage, terminalling and throughput services primarily for crude oil, NGL and natural gas, as well as NGL fractionation and isomerization services and natural gas and condensate processing services; and Supply and Logistics, which provides merchant-related activities.

 **Energy Stock Channel**

 **Dividend Channel**

Nothing in Dividend Channel is intended to be investment advice, nor does it represent the opinion of, counsel from, or recommendations by BNK Invest Inc. or any of its affiliates, subsidiaries or partners. None of the information contained herein constitutes a recommendation that any particular security, portfolio, transaction, or investment strategy is suitable for any specific person. All viewers agree that under no circumstances will BNK Invest, Inc., its subsidiaries, partners, officers, employees, affiliates, or agents be held liable for any loss or damage caused by your reliance on information obtained. By visiting, using or viewing this site, you agree to the following [Full Disclaimer & Terms of Service](#). Video widget and dividend videos powered by Market News Video. Quote data delayed at least 20 minutes; data powered by Ticker Technologies, and Mergent. [Contact Dividend Channel](#); [Meet Our Editorial Staff](#).