

10 Yield Gushing Energy Stocks

<http://www.energystockchannel.com/>

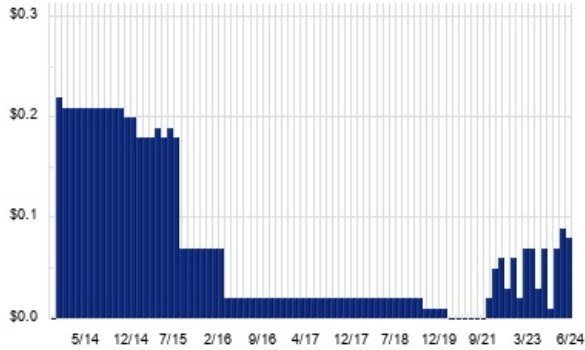
Energy Stock Channel paired our coverage universe of energy stocks, with Dividend Channel's proprietary DividendRank formula, to bring you this list of 10 top ranked energy dividend stocks. The DividendRank formula considers a variety of data – dividend history & yield, book value, quarterly earnings – and compares it to the stock's trading data to come up with certain calculations about profitability and about the stock's valuation (whether we think it looks "cheap" or "expensive"). The result is this list of the top most "interesting" ideas that merit further research.



VRN — KEY STATS

Name:	Veren Inc
Website:	www.crescentpointenergy.com
Sector:	Oil & Gas Exploration & Production
36 Month Beta:	-1.34
Total Market Cap:	\$3,772,000,000
% Held by Institutions:	NA%
% Held by ETFs:	0.38%

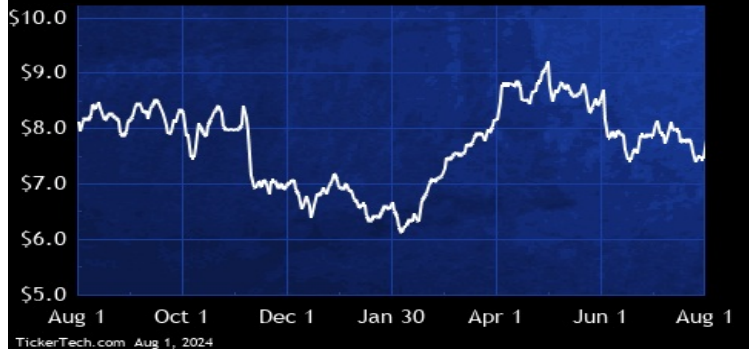
VRN DIVIDEND HISTORY



TickerTech.com Aug 1, 2024

VRN — 5.9% YIELD

Veren Inc



Crescent Point Energy is an oil and gas exploration, development and production company. Co. is an oil and gas producer with assets strategically focused in properties comprised of light and medium crude oil and natural gas reserves in Western Canada and the United States. The crude oil and natural gas properties and related assets generating income for the benefit of Co., are located in the provinces of Saskatchewan, Alberta, British Columbia and Manitoba and in the states of North Dakota and Montana. The properties and assets consist of producing crude oil and natural gas reserves and Proved plus Probable crude oil and natural gas reserves not yet on production, and land holdings.

EQNR — KEY STATS

Name:	Equinor ASA
Website:	www.equinor.com
Sector:	Oil & Gas Refining & Marketing
36 Month Beta:	0.37
Total Market Cap:	\$56,247,000,000
% Held by Institutions:	5.24%
% Held by ETFs:	0.10%

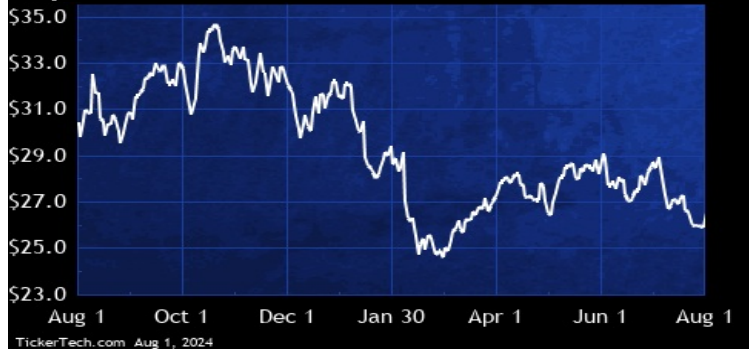
EQNR DIVIDEND HISTORY



TickerTech.com Aug 1, 2024

EQNR — 5.3% YIELD

Equinor ASA

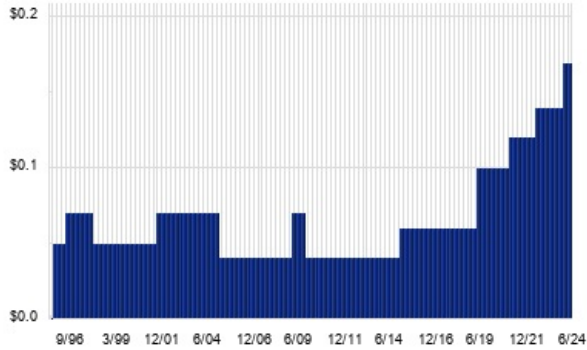


Equinor develops, produces and markets various forms of energy and derived products and services, as well as other business. Co.'s segments include: Marketing, Midstream & Processing, which is responsible for the marketing, trading, processing and transportation of crude oil and condensate, natural gas, NGL and refined products; Renewables, which is developing, exploring, investing in, and operating areas within renewable energy; Projects, Drilling & Procurement, which is responsible for global project development, well deliveries, and sourcing across Co.; and Technology, Digital & Innovation, which includes research, technology development, advisory services, digitalization, and IT.

WKC – KEY STATS

Name:	World Kinect Corp
Website:	www.wfscorp.com
Sector:	Oil & Gas Equipment & Services
36 Month Beta:	1.12
Total Market Cap:	\$1,642,000,000
% Held by Institutions:	98.3%
% Held by ETFs:	29.67%

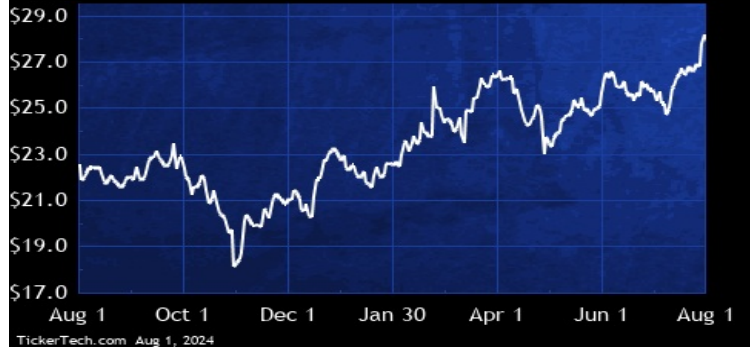
WKC DIVIDEND HISTORY



TickerTech.com Aug 1, 2024

WKC – 2.4% YIELD

World Kinect Corp

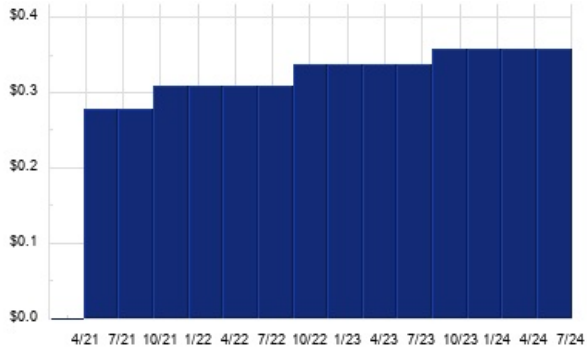


World Kinect is a global fuel services company. Co.'s segments include: aviation, which provides global aviation fuel supply and service solutions to main commercial airlines, second and third-tier airlines, cargo carriers, regional and low-cost carriers, airports, fixed based operators, corporate fleets, fractional operators and private aircraft; land, which provides fuel, heating oil, propane, natural gas, lubricants and related products and services to petroleum distributors, retail petroleum operators, and industrial, commercial, residential and government customers; and marine, which markets fuel, lubricants and related products and services to a base of marine customers.

REPX – KEY STATS

Name:	Riley Exploration Permian Inc
Website:	www.tengasco.com
Sector:	Oil & Gas Exploration & Production
36 Month Beta:	1.17
Total Market Cap:	\$606,000,000
% Held by Institutions:	66.69%
% Held by ETFs:	5.45%

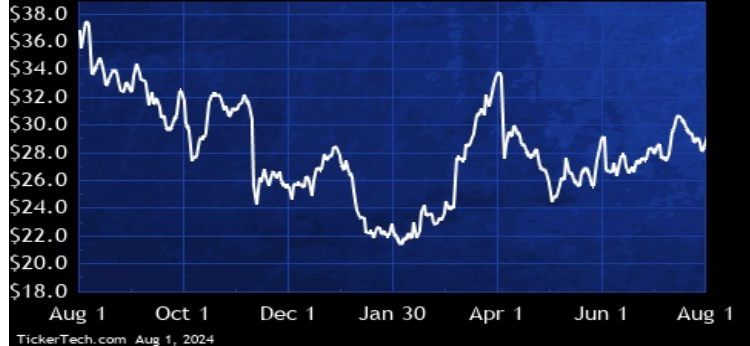
REPX DIVIDEND HISTORY



TickerTech.com Aug 1, 2024

REPX – 4.9% YIELD

Riley Exploration Permian Inc

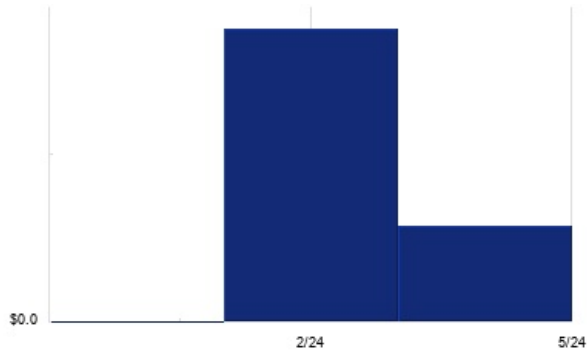


Riley Exploration Permian is an independent oil and natural gas company focused on the acquisition, exploration, development and production of oil, natural gas and natural gas liquids in Texas and New Mexico. Co.'s activities primarily target the horizontal development of the San Andres formation, a shelf margin deposit on the Northwest Shelf of the Permian Basin. Co.'s acreage is primarily located on a contiguous blocks in Yoakum County, TX with additional acreage located in Lea and Roosevelt Counties, NM. Co.'s acreage in Yoakum County offsets Permian Basin San Andres fields, including the Wasson and Brahaney Fields, from the San Andres Formation.

DEC — KEY STATS

Name: Diversified Energy Company Plc
 Website: www.dgoc.com
 Sector: Oil & Gas Exploration & Production

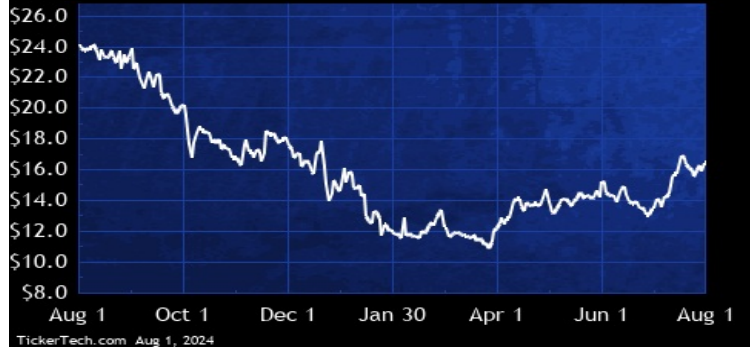
DEC DIVIDEND HISTORY



TickerTech.com Aug 1, 2024

DEC — 7.0% YIELD

Diversified Energy Company Plc

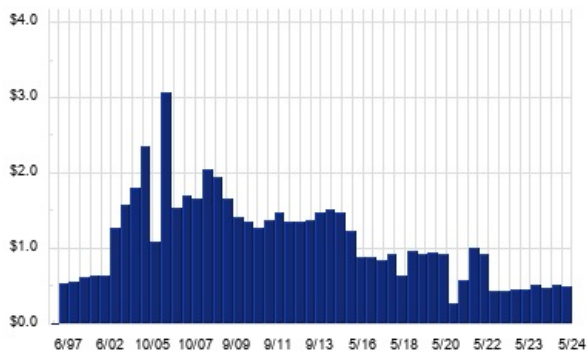


Diversified Energy is an independent energy company engaged in the production, marketing and transportation of primarily natural gas related to its synergistic U.S. onshore upstream and midstream assets. Co.'s assets are located within the Appalachian Basin of the U.S. and have expanded into the Central Region, consisting of the Cotton Valley, Haynesville and Barnett shales located in the states of Louisiana, Texas and Oklahoma.

E — KEY STATS

Name: ENI S.p.A.
 Website: www.eni.com
 Sector: Oil & Gas Exploration & Production
 36 Month Beta: 0.74
 Total Market Cap: \$63,496,000,000
 % Held by Institutions: 11.86%
 % Held by ETFs: 0.00%

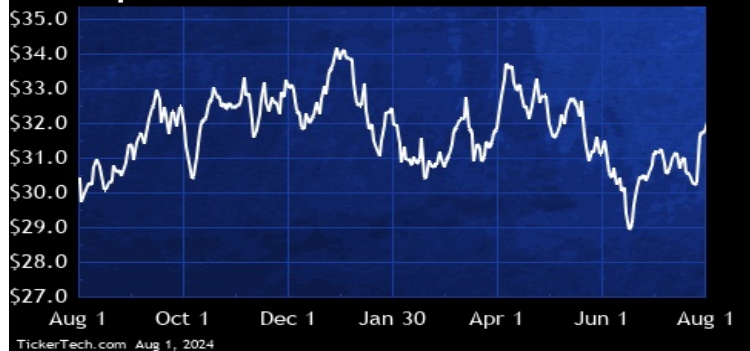
E DIVIDEND HISTORY



TickerTech.com Aug 1, 2024

E — 6.8% YIELD

ENI S.p.A.

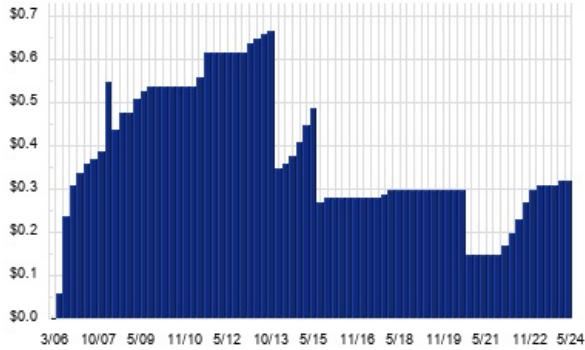


ENI engages in producing and selling energy products and services to worldwide markets. Co.'s segments include: Exploration and Production, which engages in oil and natural gas exploration and field development and production, as well as in Liquefied Natural Gas (LNG) operations, in various countries; Global Gas and LNG Portfolio, which engages in the wholesale activity of supplying and selling natural gas via pipeline and LNG, and the international transport activity; and Refining and Marketing and Chemicals, which engages in the manufacturing, supply and distribution and marketing activities of oil products and chemical products and in trading activities.

ET – KEY STATS

Name:	Energy Transfer LP
Website:	www.energytransfer.com
Sector:	Oil & Gas Equipment & Services
36 Month Beta:	0.54
Total Market Cap:	\$53,988,000,000
% Held by Institutions:	43.3%
% Held by ETFs:	0.50%

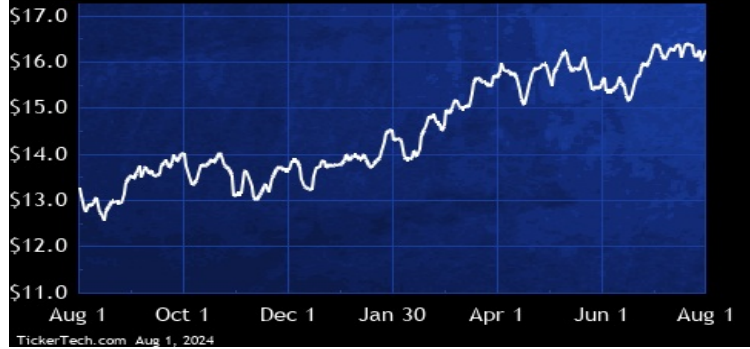
ET DIVIDEND HISTORY



TickerTech.com Aug 1, 2024

ET – 7.9% YIELD

Energy Transfer LP

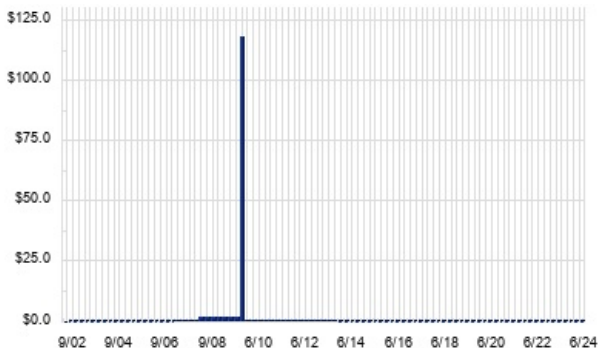


Energy Transfer is a holding company. Through its subsidiaries, Co. is engaged in natural gas operations, including natural gas midstream and intrastate transportation and storage; interstate natural gas transportation and storage; and crude oil, natural gas liquid (NGL) and refined products transportation, terminalling services and acquisition and marketing activities. Co.'s reportable segments include: intrastate transportation and storage; interstate transportation and storage; midstream; NGL and refined products transportation and services; crude oil transportation and services; investment in Sunoco LP; investment in USA Compression Partners, LP; and all other.

OVV – KEY STATS

Name:	Ovintiv Inc
Website:	www.ovintiv.com
Sector:	Oil & Gas Exploration & Production
36 Month Beta:	0.70
Total Market Cap:	\$12,124,000,000
% Held by Institutions:	83.96%
% Held by ETFs:	19.16%

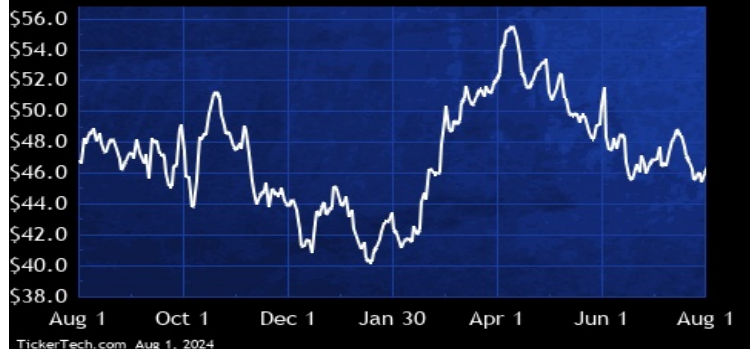
OVV DIVIDEND HISTORY



TickerTech.com Aug 1, 2024

OVV – 2.6% YIELD

Ovintiv Inc

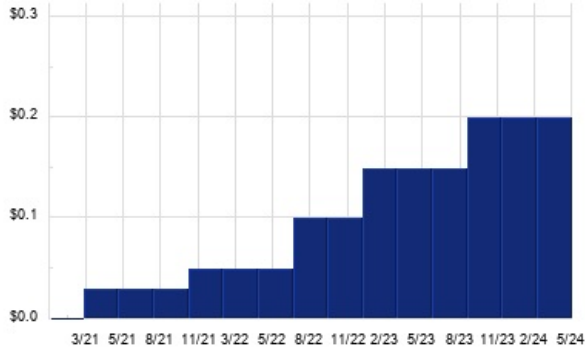


Ovintiv is an oil and natural gas exploration and production company that is focused on developing its portfolio of oil and natural gas assets located in the U.S. and Canada. Co.'s operations also include the marketing of oil, natural gas liquids (NGLs) and natural gas. Co.'s segments are: USA Operations, which includes the exploration for, development of, and production of oil, NGLs, natural gas and other related activities within the U.S.; Canadian Operations, which includes the exploration for, development of, and production of oil, NGLs, natural gas and other related activities within Canada; and Market Optimization, which includes the sale of its production to third party customers.

MTDR — KEY STATS

Name:	Matador Resources Co
Website:	www.matadorresources.com
Sector:	Oil & Gas Exploration & Production
36 Month Beta:	1.05
Total Market Cap:	\$7,506,000,000
% Held by Institutions:	93.88%
% Held by ETFs:	17.47%

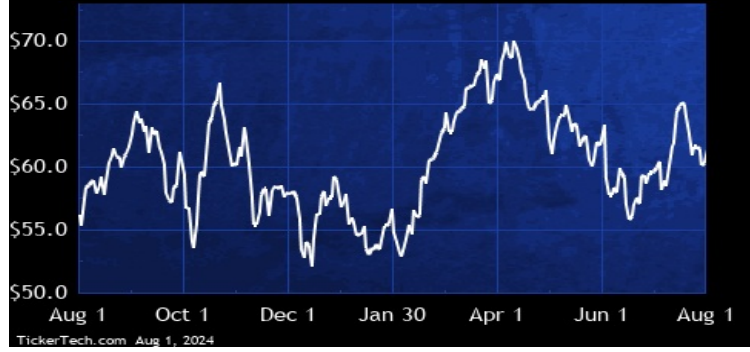
MTDR DIVIDEND HISTORY



TickerTech.com Aug 1, 2024

MTDR — 1.3% YIELD

Matador Resources Co

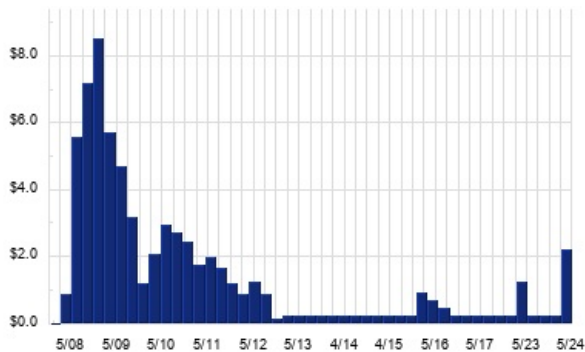


Matador Resources is an independent energy company engaged in the exploration, development, production and acquisition of oil and natural gas resources in the U.S., with a focus on oil and natural gas shale and other unconventional plays. Co.'s operations are focused primarily on the oil and liquids-rich portion of the Wolfcamp and Bone Spring plays in the Delaware Basin in Southeast New Mexico and West Texas. Co. also operates in the Eagle Ford shale play in South Texas and the Haynesville shale and Cotton Valley plays in Northwest Louisiana. Additionally, Co. conducts midstream operations through its midstream joint ventures, San Mateo Midstream, LLC and San Mateo Midstream II, LLC.

TNK — KEY STATS

Name:	Teekay Tankers Ltd
Stock buyback:	TNK buyback
Website:	www.teekaytankers.com
Sector:	Oil & Gas Equipment & Services
36 Month Beta:	-0.31
Total Market Cap:	\$1,837,000,000
% Held by Institutions:	61.44%
% Held by ETFs:	3.78%

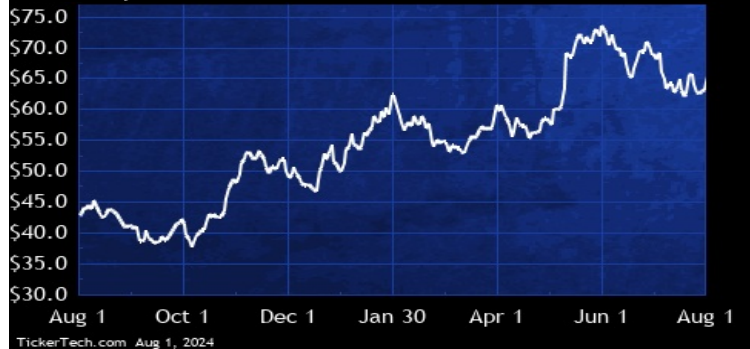
TNK DIVIDEND HISTORY



TickerTech.com Aug 1, 2024

TNK — 1.5% YIELD

Teekay Tankers Ltd



Teekay Tankers is an international provider of marine transportation to global oil industries. Co. has one reportable segment. Co.'s tanker segment consists of crude oil and product tankers that are subject to long-term, fixed-rate time-charter contracts (which have an original term of one year or more), operate in the spot tanker market, or are subject to time-charters that are priced on a spot market basis or are short-term, fixed-rate contracts (which have original terms of less than one year), including those employed on full service lightering contracts. In addition, Co.'s tanker segment includes its U.S.-based ship-to-ship support services.

 **Energy Stock Channel**

 **Dividend Channel**

Nothing in Dividend Channel is intended to be investment advice, nor does it represent the opinion of, counsel from, or recommendations by BNK Invest Inc. or any of its affiliates, subsidiaries or partners. None of the information contained herein constitutes a recommendation that any particular security, portfolio, transaction, or investment strategy is suitable for any specific person. All viewers agree that under no circumstances will BNK Invest, Inc., its subsidiaries, partners, officers, employees, affiliates, or agents be held liable for any loss or damage caused by your reliance on information obtained. By visiting, using or viewing this site, you agree to the following [Full Disclaimer & Terms of Service](#). Video widget and dividend videos powered by Market News Video. Quote data delayed at least 20 minutes; data powered by Ticker Technologies, and Mergent. [Contact Dividend Channel](#); [Meet Our Editorial Staff](#).