

10 Yield Gushing Energy Stocks

<http://www.energystockchannel.com/>

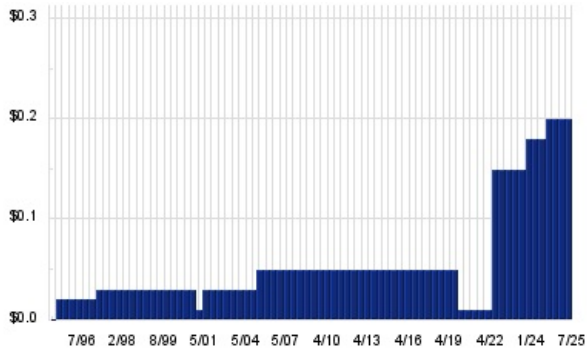
Energy Stock Channel paired our coverage universe of energy stocks, with Dividend Channel's proprietary DividendRank formula, to bring you this list of 10 top ranked energy dividend stocks. The DividendRank formula considers a variety of data – dividend history & yield, book value, quarterly earnings – and compares it to the stock's trading data to come up with certain calculations about profitability and about the stock's valuation (whether we think it looks "cheap" or "expensive"). The result is this list of the top most "interesting" ideas that merit further research.



SM – KEY STATS

Name: SM Energy Co.
Website: www.sm-energy.com
Sector: Oil & Gas Exploration & Production

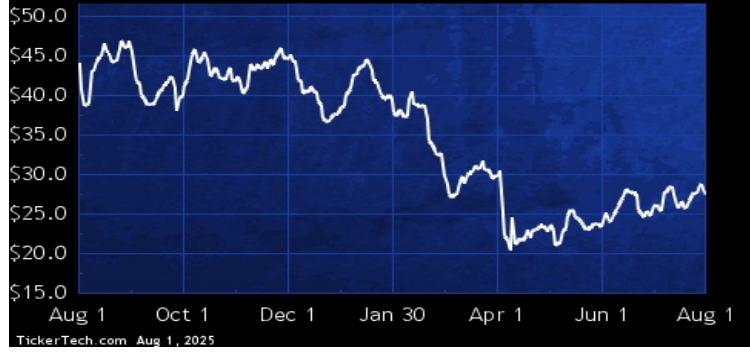
SM DIVIDEND HISTORY



TickerTech.com Aug 1, 2025

SM – 2.9% YIELD

SM Energy Co.

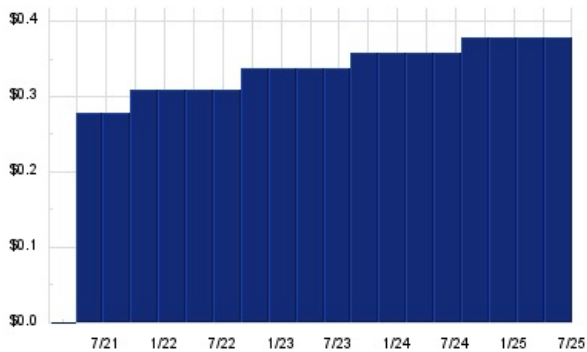


SM Energy Co. is an independent energy company. Co. is engaged in the acquisition, exploration, development, and production of oil, gas, and natural gas liquid (NGL) in the state of Texas. Co.'s asset portfolio is comprised of assets in the Midland Basin of West Texas and in the Maverick Basin of South Texas. Co.'s Midland Basin assets are located in the Permian Basin in West Texas and are comprised of approximately 110,000 net acres and include its RockStar assets in Howard and Martin Counties, Texas, its Sweetie Peck assets in Upton and Midland Counties, and Klondike assets in Dawson and northern Martin counties (Midland Basin).

REPX – KEY STATS

Name: Riley Exploration Permian Inc
Website: www.tengasco.com
Sector: Oil & Gas Exploration & Production

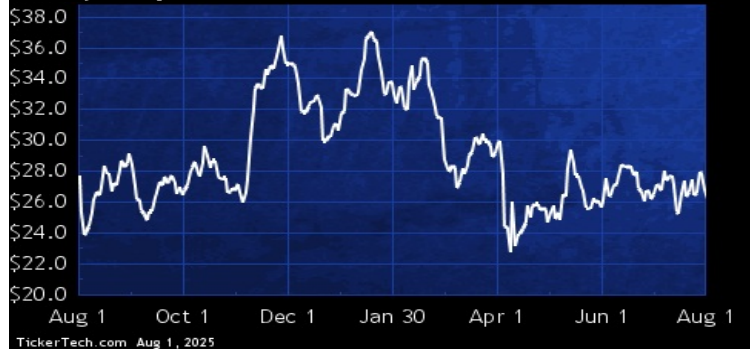
REPX DIVIDEND HISTORY



TickerTech.com Aug 1, 2025

REPX – 5.8% YIELD

Riley Exploration Permian Inc

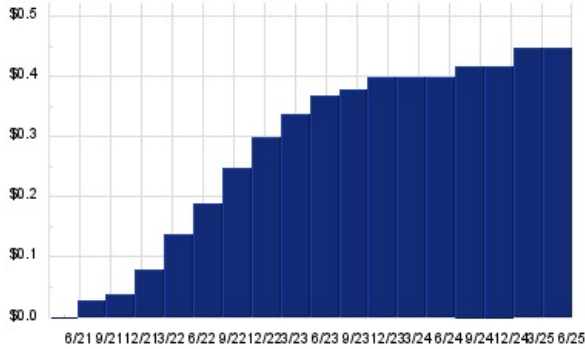


Riley Exploration Permian, Inc., together with its subsidiaries is an independent oil and natural gas company. Co. is focused on the acquisition, exploration, development and production of oil, natural gas, and natural gas liquids. Co. focuses on horizontal drilling and completions applied to conventional formations in the Permian Basin. The Permian Basin is an oil and natural gas producing area located in West Texas and the adjoining area of Southeastern New Mexico covering an area approximately 250 miles wide and 300 miles long, and encompasses several sub-basins, including the Delaware Basin, Midland Basin, Central Basin Platform and Northwest Shelf.

NOG – KEY STATS

Name:	Northern Oil & Gas Inc (MN)
Stock buyback:	NOG buyback
Website:	www.northernoil.com
Sector:	Oil & Gas Exploration & Production

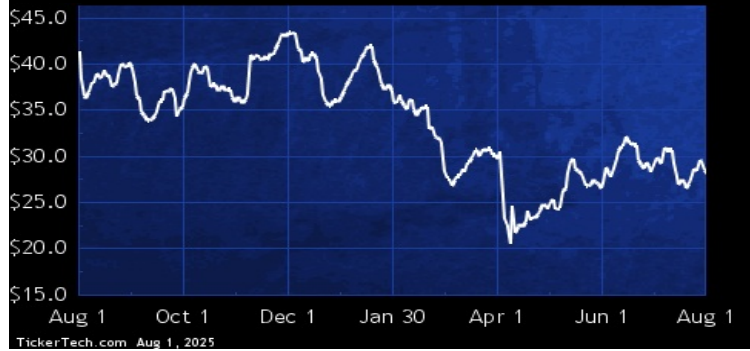
NOG DIVIDEND HISTORY



TickerTech.com Aug 1, 2025

NOG – 6.4% YIELD

Northern Oil & Gas Inc



Northern Oil and Gas, Inc. is a real asset company that focuses on acquiring and investing in non-operated minority working and mineral interests in the hydrocarbon producing basins within the contiguous U.S.. Its business is crude oil and natural gas exploration, development, and production with operations in the U.S.. Its 300,000-acre portfolio is distributed across the Williston, Permian and Appalachia Basins. Its portfolio comprises 300,000 acres of low-breakeven land with over 10,000 wells. Diversified by basin and across commodity type, its wells are operated by over 100 public and private operators.

ENB – KEY STATS

Name:	Enbridge Inc
Stock buyback:	ENB buyback
Website:	www.enbridge.com
Sector:	Oil & Gas Equipment & Services

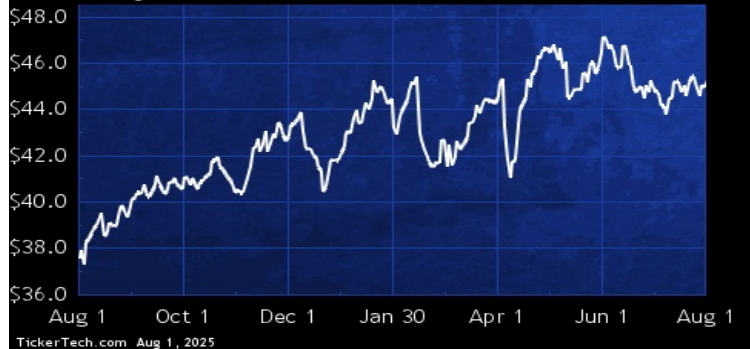
ENB DIVIDEND HISTORY



TickerTech.com Aug 1, 2025

ENB – 8.3% YIELD

Enbridge Inc

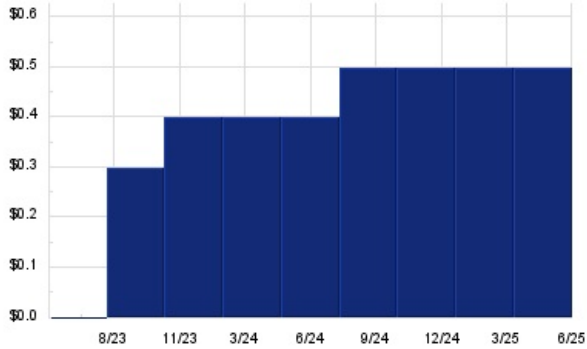


Enbridge Inc. is an energy transportation and distribution company. Co.'s segments include Liquids Pipelines, Gas Transmission, Gas Distribution and Storage and Renewable Power Generation. The Liquids Pipelines include marketing of crude oil and consist of pipelines and terminals in Canada and the U.S. that transport and export various grades of crude oil and other liquid hydrocarbons. The Gas Transmission consists of its investments in natural gas pipelines and gathering and processing facilities in Canada and the U.S.. The Gas Distribution and Storage consists of its natural gas utility operations.

NE – KEY STATS

Name:	Noble Corporation plc
Stock buyback:	NE buyback
Website:	www.noblecorp.com
Sector:	Oil & Gas Exploration & Production

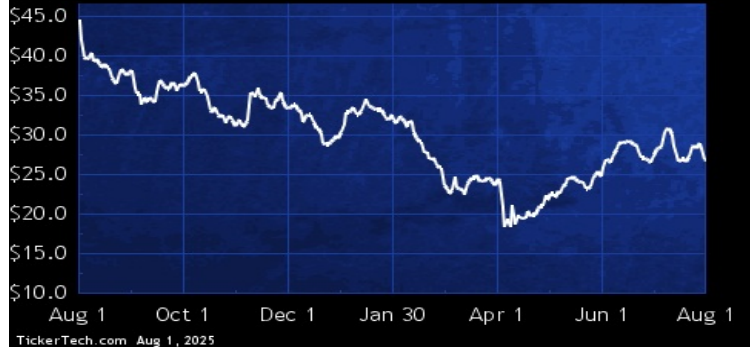
NE DIVIDEND HISTORY



TickerTech.com Aug 1, 2025

NE – 7.5% YIELD

Noble Corporation plc



Noble Corporation plc is an offshore drilling contractor for the oil and gas industry. Co. owns and operates fleets in the offshore drilling industry. Co. is engaged in the contract drilling of oil and gas wells. Co., through its subsidiaries, provides contract drilling services with a fleet of 32 offshore drilling units, consisting of 19 floaters and 13 jackups, focused on ultra-deepwater and harsh environment drilling opportunities in both established and emerging regions worldwide. Its mobile offshore drilling units comprise its offshore rig fleet and operates in a global market for contract drilling services.

PAA – KEY STATS

Name:	Plains All American Pipeline LP
Website:	www.plainsallamerican.com
Sector:	Oil & Gas Equipment & Services

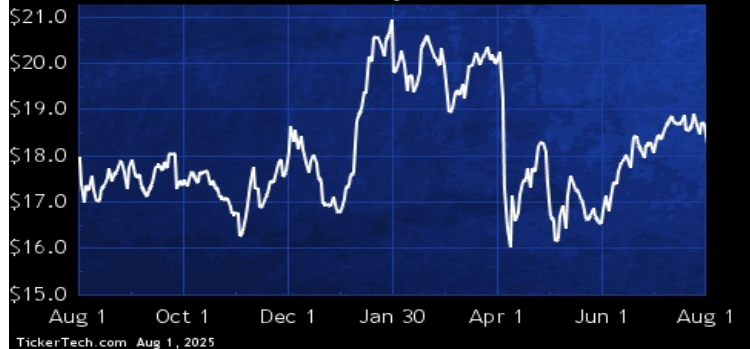
PAA DIVIDEND HISTORY



TickerTech.com Aug 1, 2025

PAA – 8.3% YIELD

Plains All American Pipeline LP

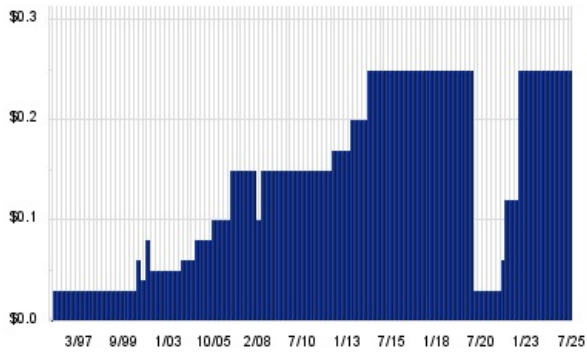


Plains All American Pipeline, L.P. is a North American midstream service provider with a network of pipeline transportation, terminalling, storage, and gathering assets in key crude oil and natural gas liquids (NGL) producing basins, including the Permian Basin, and major market hubs in the U.S. and Canada. It operates in two segments: Crude Oil and NGL. The Crude Oil segment focuses on gathering and transporting crude oil via pipelines, gathering systems, trucks, barges, or railcars, and providing terminalling and storage services. The NGL segment handles natural gas processing, NGL fractionation, storage, transportation, and terminalling services for third-party customers.

APA — KEY STATS

Name:	APA Corp
Stock buyback:	APA buyback
Website:	www.apachecorp.com
Sector:	Oil & Gas Exploration & Production

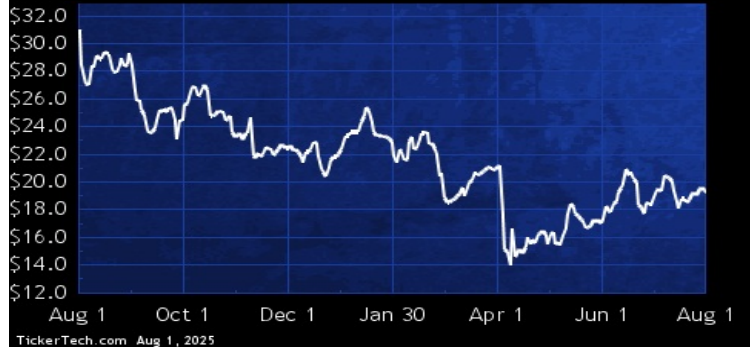
APA DIVIDEND HISTORY



TickerTech.com Aug 1, 2025

APA — 5.2% YIELD

APA Corp

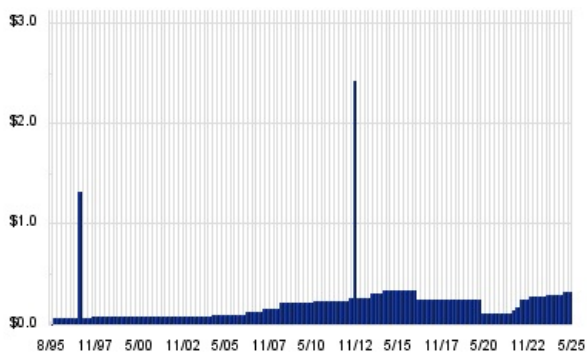


APA Corporation is an independent energy company. Co. owns subsidiaries that explore for and produce oil and natural gas in the U.S., Egypt, and the United Kingdom, and that explore for oil and natural gas offshore Suriname. Co.'s upstream business has oil and gas operations in three geographic areas: the U.S., Egypt and offshore the United Kingdom in the North Sea (North Sea). It also has active exploration and appraisal operations ongoing in Suriname, as well as interests in Uruguay and other international locations. It maintains a diversified asset portfolio, including conventional and unconventional, onshore and offshore, oil and natural gas exploration and production interests.

MUR — KEY STATS

Name:	Murphy Oil Corp
Stock buyback:	MUR buyback
Website:	www.murphyoilcorp.com
Sector:	Oil & Gas Exploration & Production

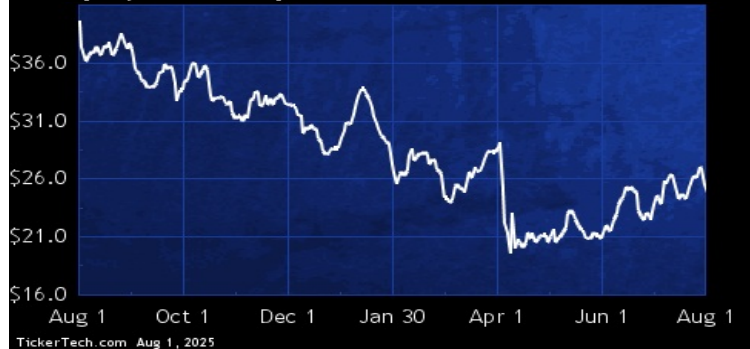
MUR DIVIDEND HISTORY



TickerTech.com Aug 1, 2025

MUR — 5.2% YIELD

Murphy Oil Corp

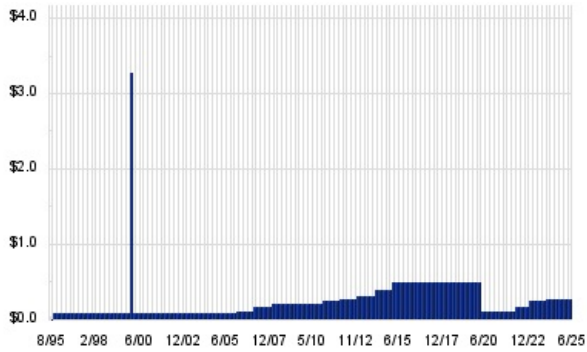


Murphy Oil Corporation is an independent oil and gas exploration and production company. Co. is engaged in both onshore and offshore operations and properties. Co.'s geographic segments include the U.S., Canada, and all other countries. It produces crude oil, natural gas and natural gas liquids primarily in the U.S. and Canada and explores for crude oil, natural gas and natural gas liquids in targeted areas worldwide. In the U.S., it produces crude oil, natural gas liquids and natural gas primarily from fields in the Gulf of Mexico and in the Eagle Ford Shale area of South Texas.

SLB – KEY STATS

Name: Schlumberger Ltd
 Website: www.slb.com
 Sector: Oil & Gas Equipment & Services

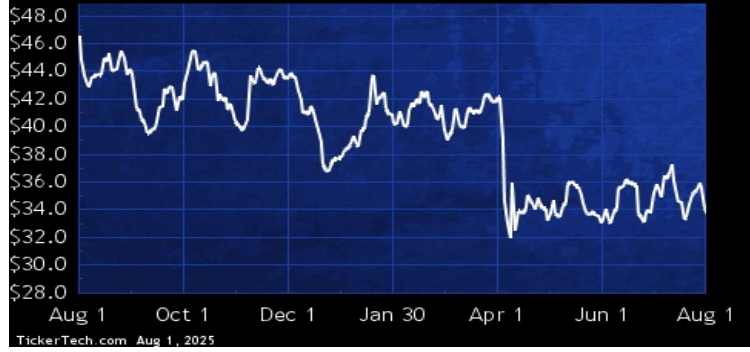
SLB DIVIDEND HISTORY



TickerTech.com Aug 1, 2025

SLB – 3.4% YIELD

Schlumberger Ltd

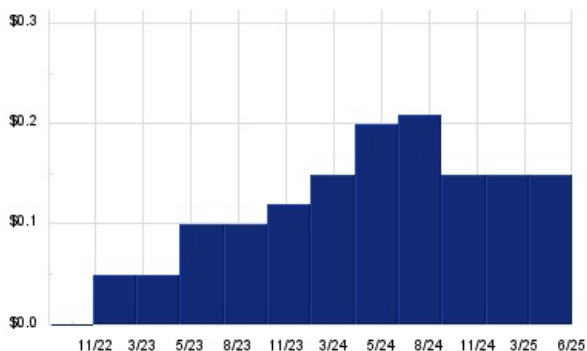


Schlumberger N.V. is a global technology company. Co. operates through four segments: Digital & Integration, Reservoir Performance, Well Construction and Production Systems. The Digital & Integration combines its solutions and data products with its integrated offering of Asset Performance Solutions (APS). The Reservoir Performance segment consists of reservoir-centric technologies and services that are critical to optimizing reservoir productivity and performance. The Well Construction segment combines the full portfolio of products and services to optimize well placement and performance, maximize drilling efficiency, and improve wellbore assurance.

PR – KEY STATS

Name: Permian Resources Corp
 Website: www.permianres.com
 Sector: Oil & Gas Exploration & Production

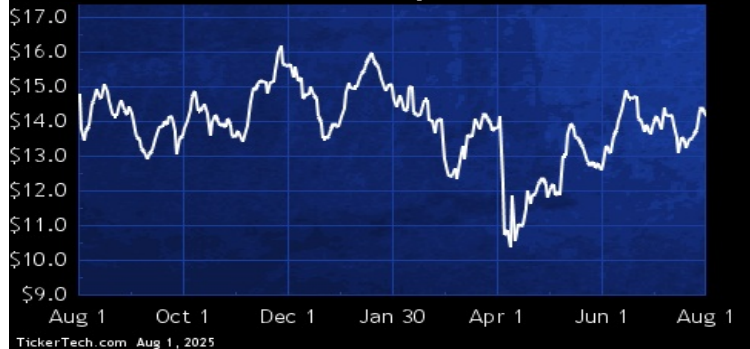
PR DIVIDEND HISTORY



TickerTech.com Aug 1, 2025

PR – 4.2% YIELD

Permian Resources Corp



Permian Resources Corporation is an independent oil and natural gas company. Co. is focused on the acquisition, optimization and development of oil and natural gas properties. Co.'s assets and operations are concentrated in the core of the Delaware Basin. Its position consists of over 479,500 net leasehold acres and approximately 94,900 net royalty acres across the Permian Basin. The majority of its assets are concentrated within the Delaware Basin in Eddy and Lea Counties, New Mexico and Reeves and Ward Counties, Texas.

 **Energy Stock Channel**

 **Dividend Channel**

Nothing in Dividend Channel is intended to be investment advice, nor does it represent the opinion of, counsel from, or recommendations by BNK Invest Inc. or any of its affiliates, subsidiaries or partners. None of the information contained herein constitutes a recommendation that any particular security, portfolio, transaction, or investment strategy is suitable for any specific person. All viewers agree that under no circumstances will BNK Invest, Inc., its subsidiaries, partners, officers, employees, affiliates, or agents be held liable for any loss or damage caused by your reliance on information obtained. By visiting, using or viewing this site, you agree to the following [Full Disclaimer & Terms of Service](#). Video widget and dividend videos powered by Market News Video. Quote data delayed at least 20 minutes; data powered by Ticker Technologies, and Mergent. [Contact Dividend Channel](#); [Meet Our Editorial Staff](#).