

10 Yield Gushing Energy Stocks

<http://www.energystockchannel.com/>

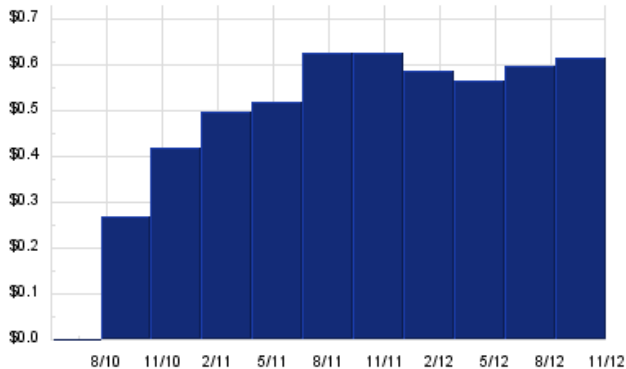
Energy Stock Channel paired our coverage universe of energy stocks, with Dividend Channel's proprietary DividendRank formula, to bring you this list of 10 top ranked energy dividend stocks. The DividendRank formula considers a variety of data – dividend history & yield, book value, quarterly earnings – and compares it to the stock's trading data to come up with certain calculations about profitability and about the stock's valuation (whether we think it looks "cheap" or "expensive"). The result is this list of the top most "interesting" ideas that merit further research.



ECT – Key Stats

Name: ECA Marcellus Trust I
 Website: www.energycorporationofamerica.com
 Sector: Rental, Leasing, & Royalty

ECT Dividend History



TickerTech.com Dec 17, 2012

ECT – 15.2% Yield

ECA Marcellus Trust I

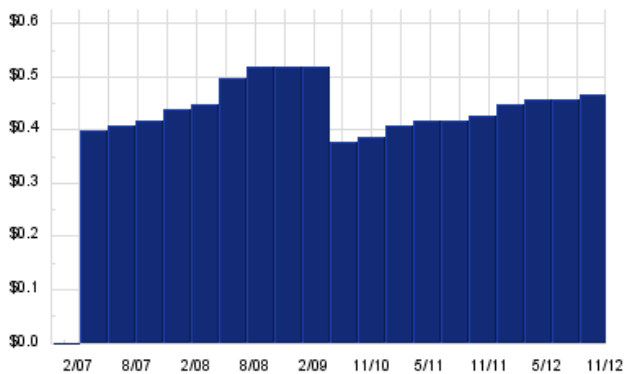


ECA Marcellus Trust I is a statutory trust. At Dec 31 2011, Co. owned royalty interests in 14 producing horizontal natural gas wells producing from the Marcellus Shale formation, all of which were online and were located in Greene County, PA and royalty interests in 31 development wells that were online and producing, and nine development wells that were drilled but awaiting completion procedures in the Marcellus Shale formation. As of Dec 31 2011, the total gas reserves attributable to Co.'s interests were 81.72 billion cubic feet (Bcf). This amount included 67.25 Bcf of proved developed reserves and 14.47 Bcf of proved undeveloped reserves.

BBEP – Key Stats

Name: BreitBurn Energy Partners LP
 Website: www.breitburn.com
 Sector: Oil & Gas Exploration & Production

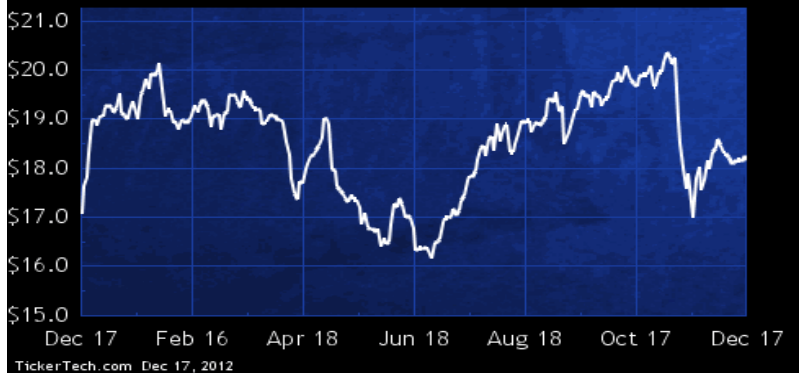
BBEP Dividend History



TickerTech.com Dec 17, 2012

BBEP – 10.2% Yield

BreitBurn Energy Partners LP

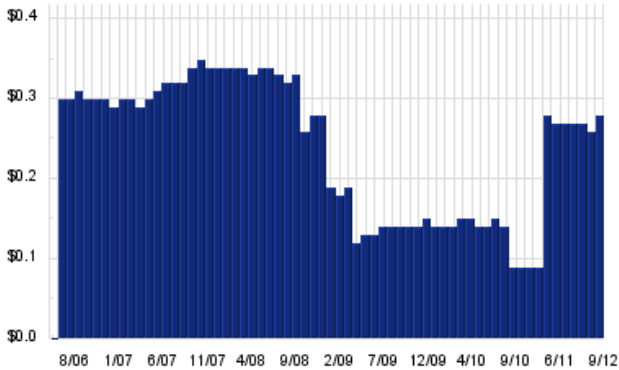


BreitBurn Energy Partners is an independent oil and gas partnership focused on the acquisition, exploitation and development of oil and gas properties in the U.S. Co.'s assets consist primarily of producing and non-producing crude oil and natural gas reserves located mainly in the Antrim Shale and other non-Antrim formations in Michigan, the Los Angeles Basin in California, the Wind River and Big Horn Basins in central Wyoming, the Sunniland Trend in Florida and the New Albany Shale in Indiana and Kentucky. As of Dec 31 2010, Co.'s total estimated proved reserves were 118.9 million barrels of oil equivalent, of which approximately 65.0 % was natural gas and 35.0% was crude oil.

PWE — Key Stats

Name:	Penn West Petroleum Ltd
Website:	www.pennwest.com
Sector:	Oil & Gas Exploration & Production
36 Month Beta:	2.14
Total Market Cap:	\$5,358,000,000
% Held by Institutions:	34.98%
% Held by ETFs:	0.15%

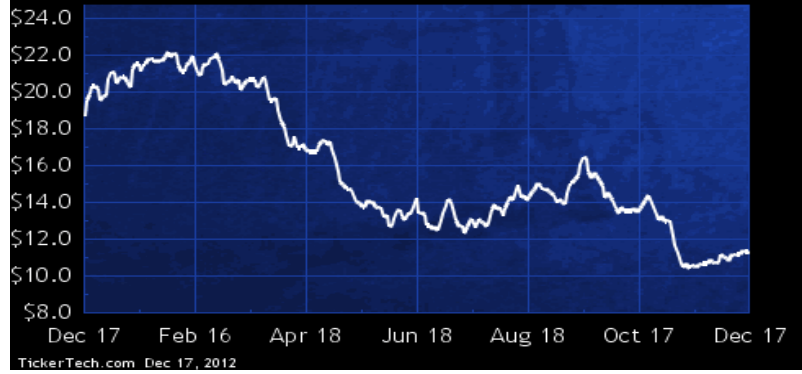
PWE Dividend History



TickerTech.com Dec 17, 2012

PWE — 9.6% Yield

Penn West Petroleum Ltd

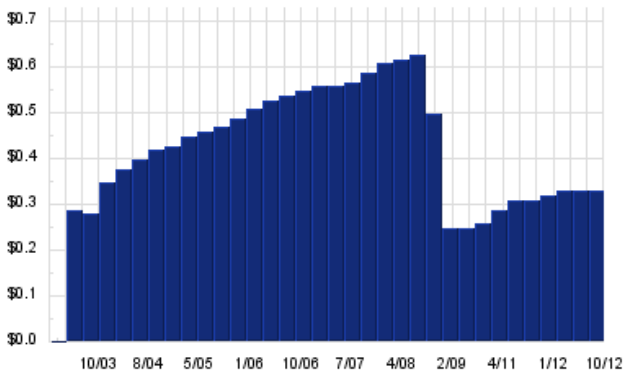


Penn West Petroleum is engaged in the business of acquiring, exploring, developing, exploiting and holding interests in petroleum and natural gas properties and related assets. As of Dec 31 2011, Co.'s gross proven developed and undeveloped reserves for oil and gas was 498 million barrels of oil equivalent (net: 430 million barrels of oil equivalent).

XTEX — Key Stats

Name:	Crosstex Energy LP
Website:	www.crosstexenergy.com
Sector:	Oil & Gas Refining & Marketing

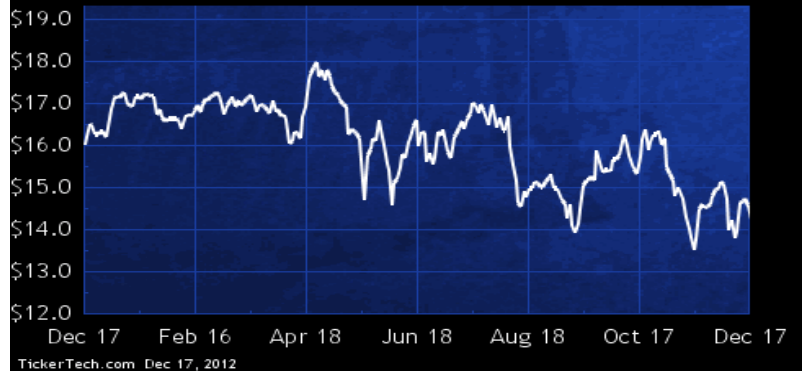
XTEX Dividend History



TickerTech.com Dec 17, 2012

XTEX — 9.3% Yield

Crosstex Energy LP

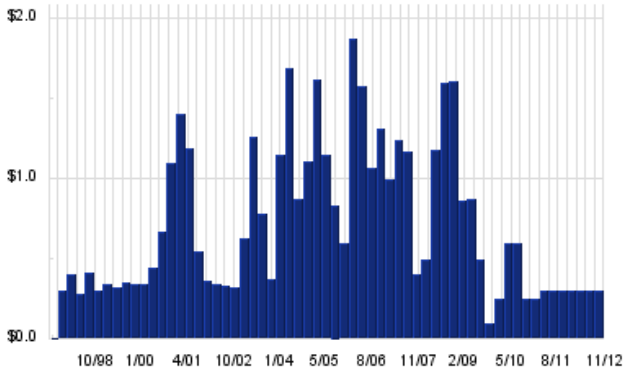


Crosstex Energy is engaged in the gathering, processing, transmission and marketing of natural gas and natural gas liquids (NGLs). Co. processes natural gas for the removal of NGLs, fractionate NGLs into purity products and market those products for a fee, transports natural gas and provides natural gas to a variety of markets. Co. purchases natural gas from natural gas producers and other supply sources and sells that natural gas to utilities, industrial consumers, other marketers and pipelines. Co. also purchases natural gas from producers not connected to its gathering systems for resale and sells natural gas on behalf of producers.

NAT – Key Stats

Name:	Nordic American Tankers Ltd
Website:	www.nat.bm
Sector:	<u>Oil & Gas Equipment & Services</u>
36 Month Beta:	1.03
Total Market Cap:	\$398,000,000
% Held by Institutions:	34.19%
% Held by ETFs:	2.72%

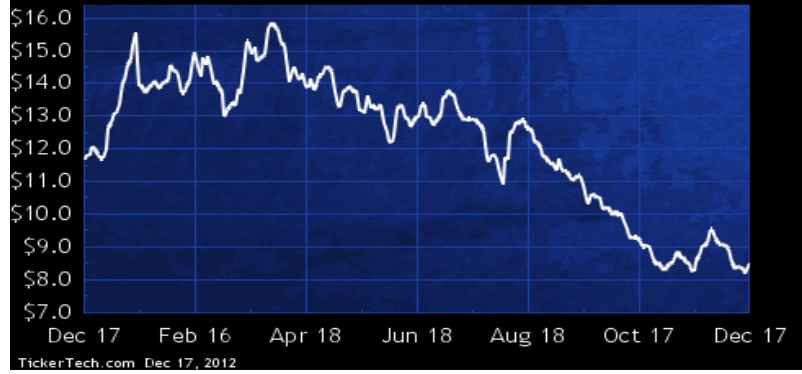
NAT Dividend History



TickerTech.com Dec 17, 2012

NAT – 14.1% Yield

Nordic American Tankers Ltd

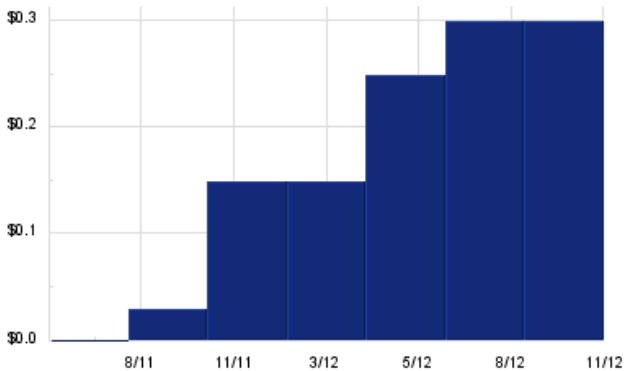


Nordic American Tanker Shipping is an international tanker company. Co. is engaged in owning and operating double hull Suezmax crude oil tankers. As of Dec 31 2011, Co. operated 20 vessels in the spot market.

DCIX – Key Stats

Name:	Diana Containerships Inc.
Website:	www.dcontainerships.com
Sector:	<u>Transportation & Pipelines</u>
36 Month Beta:	1.31
Total Market Cap:	\$131,000,000
% Held by Institutions:	NA%
% Held by ETFs:	0.06%

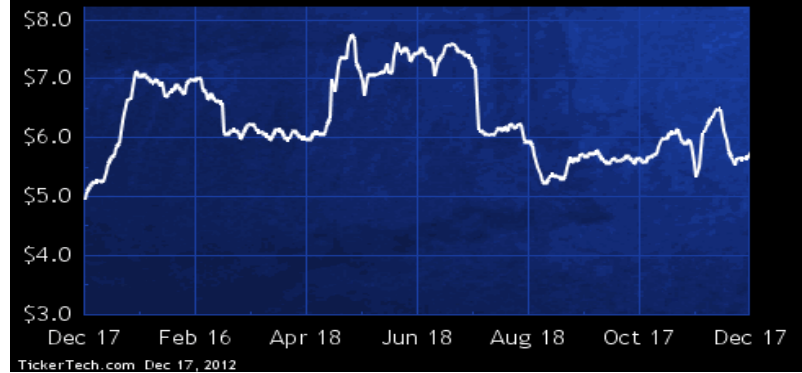
DCIX Dividend History



TickerTech.com Dec 17, 2012

DCIX – 20.8% Yield

Diana Containerships Inc.

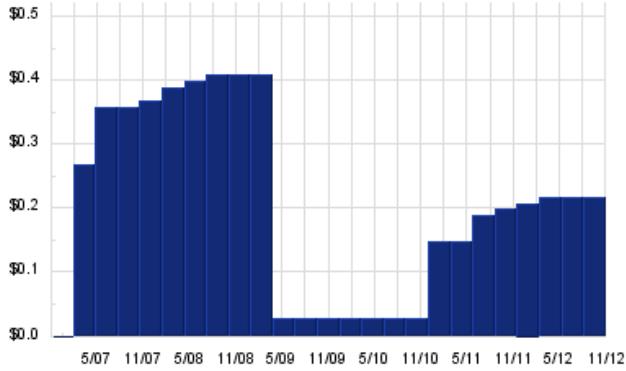


Diana Containerships is a holding company. Through its subsidiaries, Co. owns and operates containerships and pursue containership acquisition opportunities. Each of Co.'s vessels is owned by separate wholly-owned subsidiaries.

EROC – Key Stats

Name:	Eagle Rock Energy Partners LP
Website:	www.eaglerockenergy.com
Sector:	Oil & Gas Equipment & Services
36 Month Beta:	1.17
Total Market Cap:	\$1,178,000,000
% Held by Institutions:	62.93%
% Held by ETFs:	0.01%

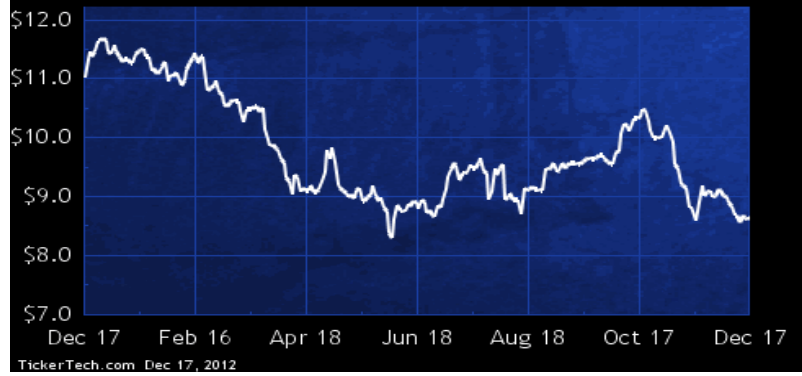
EROC Dividend History



TickerTech.com Dec 17, 2012

EROC – 10.2% Yield

Eagle Rock Energy Partners LP

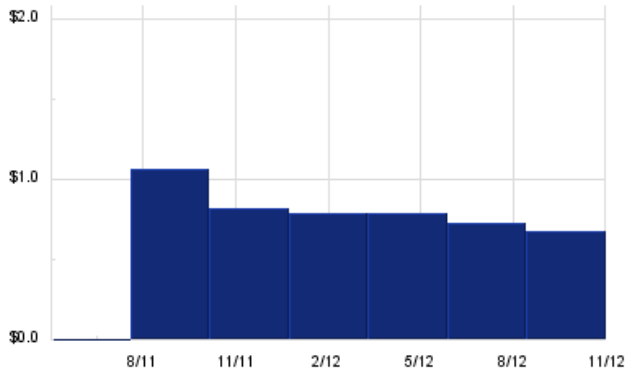


Eagle Rock Energy Partners is a limited partnership engaged in the business of gathering, compressing, treating, processing and transporting natural gas, fractionating and transporting natural gas liquids (NGLs) and marketing natural gas, condensate and NGLs in the Texas Panhandle, East Texas/Louisiana, South Texas, West Texas and Gulf of Mexico regions; and acquiring, developing and producing interests in oil and natural gas properties in Southern Alabama, East Texas, South Texas and West Texas. At Dec 31 2010, Co.'s proved reserves included about 38.40 billion cubic feet of natural gas, 8.7 million barrels of crude oil, and 6.2 million barrels of NGLs, of which 89.0% were proved developed.

SDT – Key Stats

Name:	SandRidge Mississippian Trust I
Sector:	Oil & Gas Exploration & Production

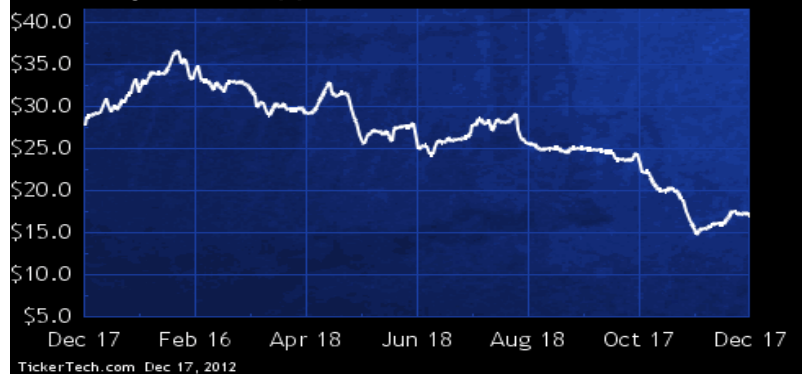
SDT Dividend History



TickerTech.com Dec 17, 2012

SDT – 16.0% Yield

SandRidge Mississippian Trust I

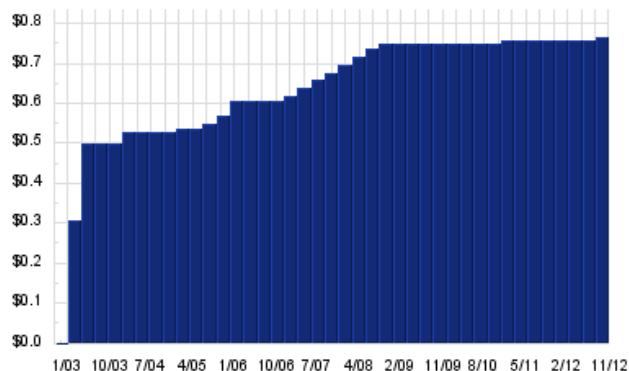


SandRidge Mississippian Trust I is a statutory trust formed pursuant to a trust agreement by and among SandRidge Energy, Inc., as Trustor, The Bank of New York Mellon Trust Co., N.A., as Trustee, and The Corporation Trust Co., as Delaware Trustee. As of Dec 31 2011, Co.'s properties consisted of royalty interests in: 36 wells producing at Dec 31 2010 and one additional well undergoing completion operations at that time; 48 wells (equivalent to 53 Trust Development Wells under the development agreement) that were drilled and perforated for completion between Dec 31 2010 and Dec 31 2011; and the equivalent of about 70 Trust Development Wells to be drilled in the Mississippian formation.

MMLP — Key Stats

Name: Martin Midstream Partners LP
Website: www.martinmidstream.com
Sector: Oil & Gas Equipment & Services

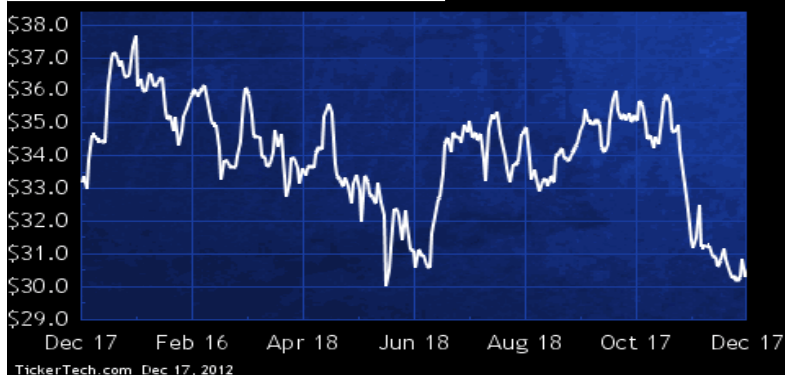
MMLP Dividend History



TickerTech.com Dec 17, 2012

MMLP — 10.1% Yield

Martin Midstream Partners LP

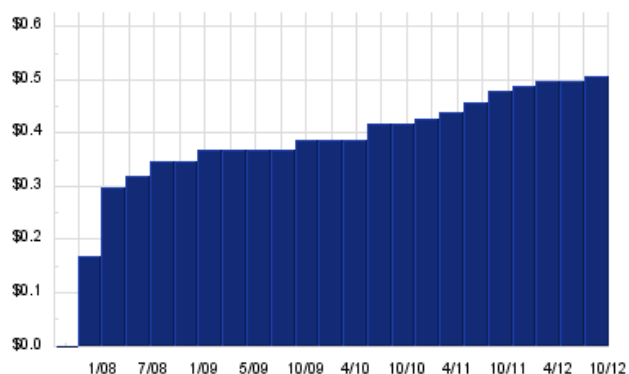


Martin Midstream Partners is a publicly traded limited partnership. Co. collects, transports, stores and markets petroleum products and by-products. Co.'s four primary business lines include: terminalling and storage services for petroleum products and by-products; natural gas services; marine transportation services for petroleum products and by-products; and sulfur and sulfur-based products processing, manufacturing, marketing and distribution. Co.'s primary customers include oil and gas companies, independent refiners, chemical companies, fertilizer manufacturers and other wholesale purchasers of petroleum products and by-products. Co. operates in the Gulf Coast region of the U.S.

CMLP — Key Stats

Name: Crestwood Midstream Partners LP
Website: www.crestwoodlp.com
Sector: Oil & Gas Equipment & Services

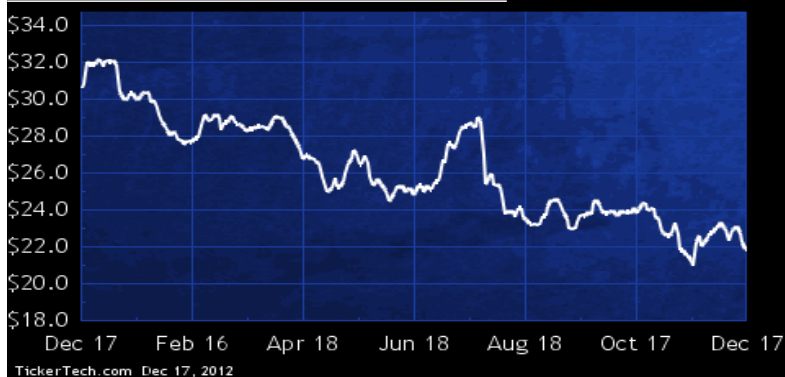
CMLP Dividend History



TickerTech.com Dec 17, 2012

CMLP — 9.3% Yield

Crestwood Midstream Partners LP



Crestwood Midstream Partners is primarily engaged in the gathering, processing, treating, compression, transportation and sale of natural gas and the delivery of natural gas liquids produced in the geological formations of the Barnett Shale in north Texas, the Avalon Shale area of southeastern New Mexico, the Fayetteville Shale in northwestern Arkansas, the Granite Wash in the Texas Panhandle and the Haynesville/Bossier Shale in western Louisiana. Co. conducts all of its operations in the midstream sector with three reportable operating segments. Barnett, Fayetteville and Granite Wash.

 **Energy Stock Channel**

 **Dividend Channel**

Nothing in Dividend Channel is intended to be investment advice, nor does it represent the opinion of, counsel from, or recommendations by BNK Invest Inc. or any of its affiliates, subsidiaries or partners. None of the information contained herein constitutes a recommendation that any particular security, portfolio, transaction, or investment strategy is suitable for any specific person. All viewers agree that under no circumstances will BNK Invest, Inc., its subsidiaries, partners, officers, employees, affiliates, or agents be held liable for any loss or damage caused by your reliance on information obtained. By visiting, using or viewing this site, you agree to the following [Full Disclaimer & Terms of Service](#). Video widget and dividend videos powered by Market News Video. Quote data delayed at least 20 minutes; [data powered by Ticker Technologies](#), and Mergent. [Contact Dividend Channel](#); [Meet Our Editorial Staff](#).