

10 Yield Gushing Energy Stocks

<http://www.energystockchannel.com/>

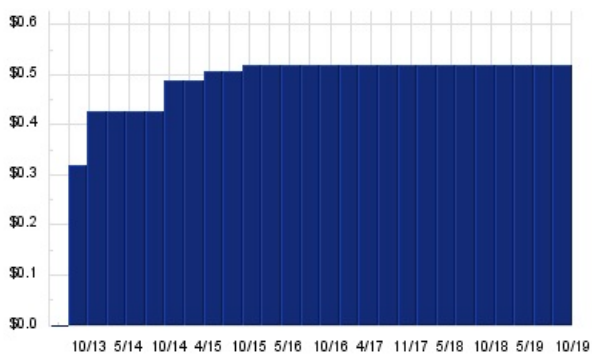
Energy Stock Channel paired our coverage universe of energy stocks, with Dividend Channel's proprietary DividendRank formula, to bring you this list of 10 top ranked energy dividend stocks. The DividendRank formula considers a variety of data – dividend history & yield, book value, quarterly earnings – and compares it to the stock's trading data to come up with certain calculations about profitability and about the stock's valuation (whether we think it looks "cheap" or "expensive"). The result is this list of the top most "interesting" ideas that merit further research.



KNOP — KEY STATS

Name:	KNOT Offshore Partners LP
Stock buyback:	KNOP buyback
Website:	www.knotoffshorepartners.com
Sector:	Oil & Gas Equipment & Services
36 Month Beta:	0.59
Total Market Cap:	\$161,000,000
% Held by Institutions:	62.81%
% Held by ETFs:	5.41%

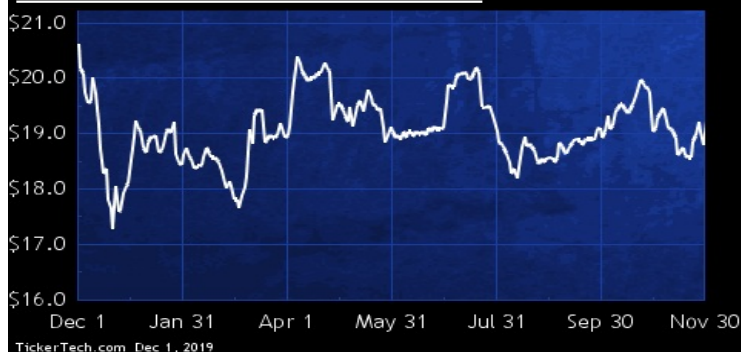
KNOP DIVIDEND HISTORY



TickerTech.com Nov 30, 2019

KNOP — 11.1% YIELD

KNOT Offshore Partners LP

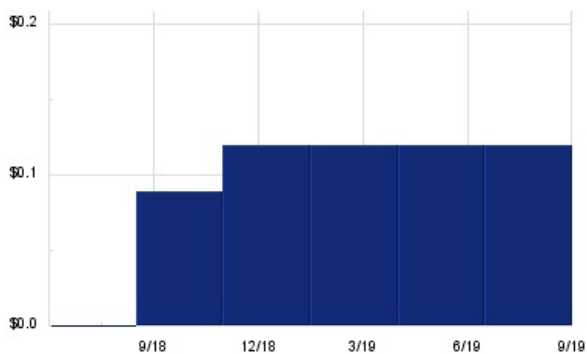


KNOT Offshore Partners is a limited partnership formed to own, operate and acquire shuttle tankers under long-term charters, which Co. defines as charters of five years or more. Co.'s initial fleet of shuttle tankers was contributed to Co. by Knutsen NYK Offshore Tankers AS, or KNOT, which is jointly owned by TS Shipping Invest AS (TSSI), and Nippon Yusen Kaisha (NYK). As of Dec. 31, 2016, Co.'s fleet consists of eleven shuttle tankers. The market for Co.'s services is the offshore oil transportation industry, and Co.'s customers consist primarily of major oil and gas companies, independent oil and gas producers and government-owned oil companies.

BRY — KEY STATS

Name:	Berry Petroleum Corp
Stock buyback:	BRY buyback
Website:	www.berrypetroleum.com
Sector:	Oil & Gas Exploration & Production
36 Month Beta:	2.25
Total Market Cap:	\$620,000,000
% Held by Institutions:	97.75%
% Held by ETFs:	9.80%

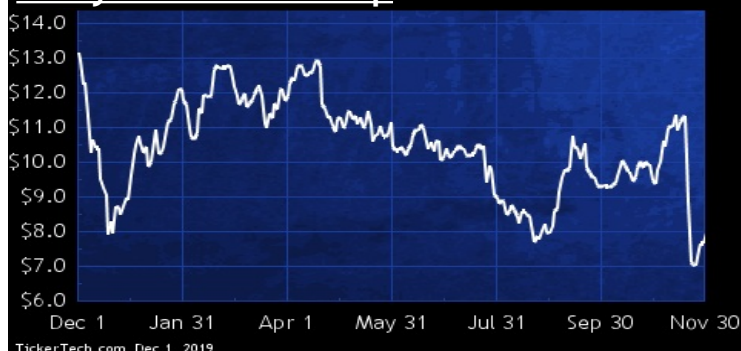
BRY DIVIDEND HISTORY



TickerTech.com Nov 30, 2019

BRY — 6.3% YIELD

Berry Petroleum Corp



Berry Petroleum is a western United States independent upstream energy company with a focus on the conventional, long-lived oil reserves in the San Joaquin basin of California. Co. targets onshore reservoirs in the San Joaquin basin of California and, to a lesser extent, its Rockies assets including oil reservoirs in the Uinta basin of Utah and natural gas resource plays in the Piceance basin in Colorado.

VET — KEY STATS

Name:	Vermilion Energy Inc
Website:	www.vermilionenergy.com
Sector:	Oil & Gas Exploration & Production
36 Month Beta:	1.70
Total Market Cap:	\$1,654,000,000
% Held by Institutions:	44.26%
% Held by ETFs:	0.25%

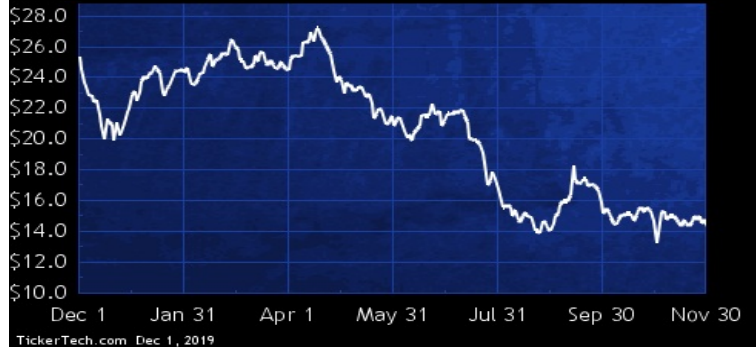
VET DIVIDEND HISTORY



TickerTech.com Nov 30, 2019

VET — 18.7% YIELD

Vermilion Energy Inc

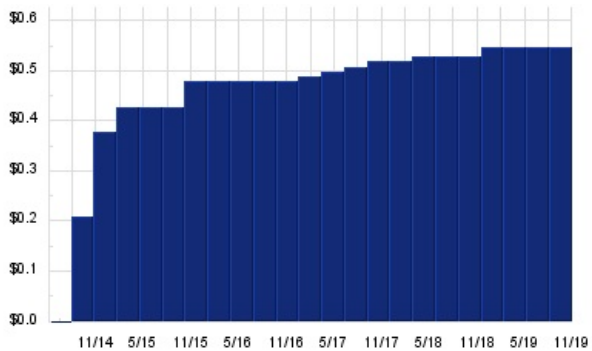


Vermilion Energy, through its subsidiaries, is engaged in the business of oil and natural gas exploitation, development, acquisition and production in Canada, France, the Netherlands, Australia and Ireland.

GLOP — KEY STATS

Name:	GasLog Partners LP
Website:	www.gaslogmlp.com
Sector:	Oil & Gas Equipment & Services
36 Month Beta:	0.48
Total Market Cap:	\$673,000,000
% Held by Institutions:	84.67%
% Held by ETFs:	1.88%

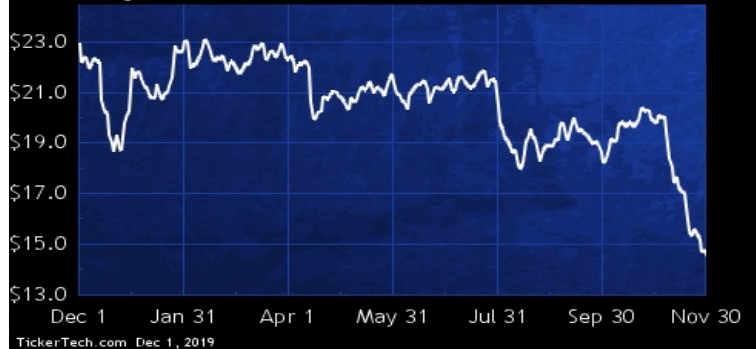
GLOP DIVIDEND HISTORY



TickerTech.com Nov 30, 2019

GLOP — 14.9% YIELD

GasLog Partners LP

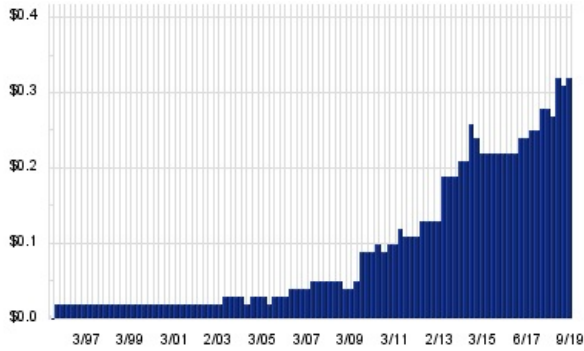


GasLog Partners is a holding company. Co. is a limited partnership formed to own, operate and acquire liquefied natural gas (LNG) carriers engaged in LNG transportation under long-term charters. As of Feb 8 2018, Co. has a fleet of 12 LNG carriers, including seven vessels with TFDE propulsion technology and five Steam vessels. Co. provides services of its ships under time charters. A time charter is a contract for the use of the ship for a specified term at a daily hire rate. Under a time charter, the ship owner provides crewing and other services related to the ship's operation, the cost of which is covered by the hire rate, and the customer is responsible for all of the ship voyage costs.

SU – KEY STATS

Name:	Suncor Energy Inc
Stock buyback:	SU buyback
Website:	www.suncor.com
Sector:	Oil & Gas Refining & Marketing
36 Month Beta:	1.14
Total Market Cap:	\$45,549,000,000
% Held by Institutions:	60.39%
% Held by ETFs:	0.06%

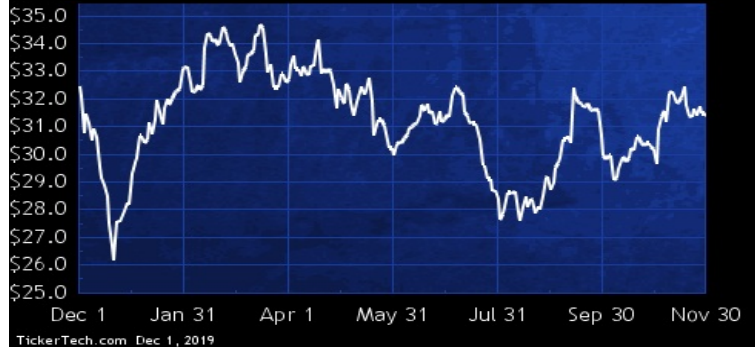
SU DIVIDEND HISTORY



TickerTech.com Nov 30, 2019

SU – 5.3% YIELD

Suncor Energy Inc

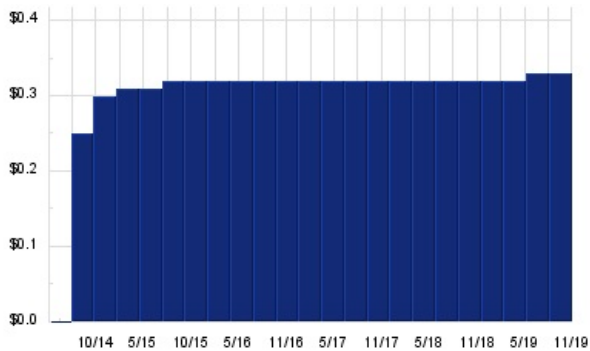


Suncor Energy is an energy company. Co.'s operations include oil sands development and upgrading, onshore and offshore oil and gas production, petroleum refining, and product marketing under the Petro-Canada brand. Co.'s segments include: oil sands, which develop and produce synthetic crude oil and related products through the recovery and upgrading of bitumen; exploration and production, which include offshore activity, and the exploration and production of crude oil, natural gas, and natural gas liquids; and refining and marketing, which include the refining of crude oil products, and the distribution and marketing of these and other purchased products, as well as a lubricants plant.

ENBL – KEY STATS

Name:	Enable Midstream Partners L.P.
Website:	www.enablemidstream.com
Sector:	Oil & Gas Equipment & Services
36 Month Beta:	0.64
Total Market Cap:	\$4,043,000,000
% Held by Institutions:	17.94%
% Held by ETFs:	0.16%

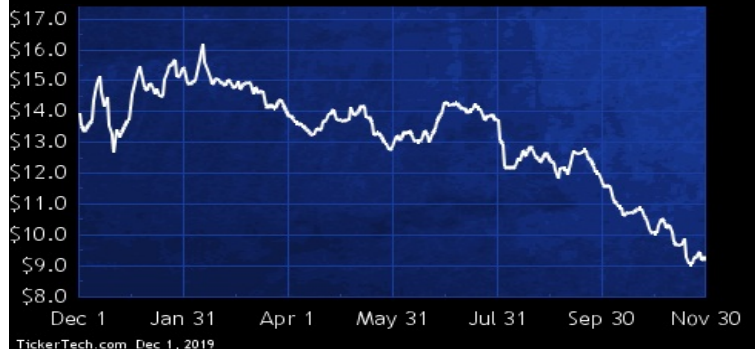
ENBL DIVIDEND HISTORY



TickerTech.com Nov 30, 2019

ENBL – 14.2% YIELD

Enable Midstream Partners L.P.



Enable Midstream Partners is engaged in owning, operating and developing midstream energy infrastructure. Co. has two segments: gathering and processing, which provides natural gas and crude oil gathering and natural gas processing services to its producer customers; and transportation and storage, which provides interstate and intrastate natural gas pipeline transportation and storage services primarily to Co.'s producer, power plant, local distribution company and industrial end-user customers. Co.'s natural gas gathering and processing assets are primarily located in Oklahoma, Texas, Arkansas and Louisiana and serve natural gas production in the Anadarko, Arkoma and Ark-La-Tex Basins.

SEMG – KEY STATS

Name:	SemGroup Corp
Website:	www.semgroupcorp.com
Sector:	<u>Oil & Gas Equipment & Services</u>
36 Month Beta:	1.24
Total Market Cap:	\$1,226,000,000
% Held by Institutions:	96.25%
% Held by ETFs:	14.59%

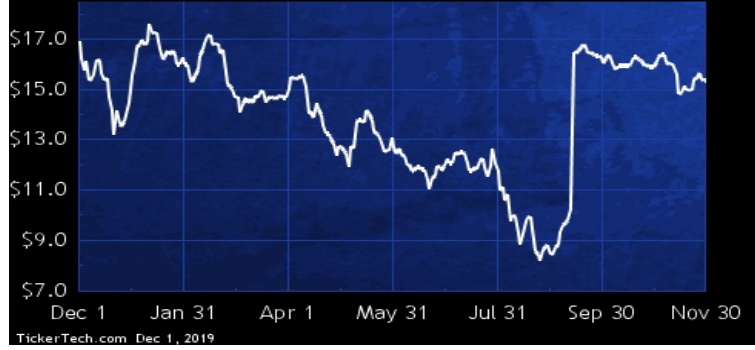
SEMG DIVIDEND HISTORY



TickerTech.com Nov 30, 2019

SEMG – 12.3% YIELD

SemGroup Corp

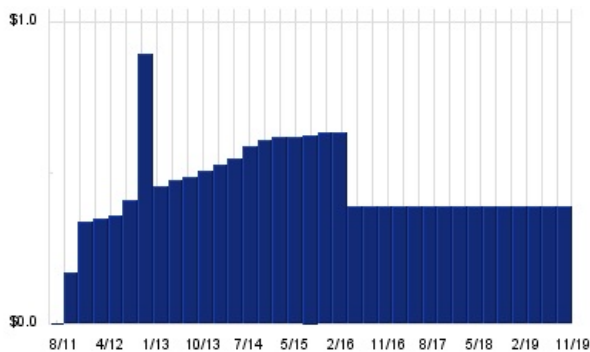


SemGroup provides gathering, transportation, storage, distribution, marketing and other midstream services primarily to producers, refiners of petroleum products and other market participants located in the Gulf Coast, Midwest and Rocky Mountain regions of the U.S. and Canada. Co. conducts its primary business through three business segments: U.S. Liquids, which operates crude oil pipelines, truck transportation, storage, terminals and marketing businesses in the U.S.; U.S. Gas, which provides natural gas gathering, processing and marketing services; and Canada, which owns and operates natural gas processing and gathering facilities in Alberta, Canada.

NGL – KEY STATS

Name:	NGL Energy Partners LP
Stock buyback:	<u>NGL buyback</u>
Website:	www.nglenergypartners.com
Sector:	<u>Oil & Gas Equipment & Services</u>
36 Month Beta:	1.19
Total Market Cap:	\$1,234,000,000
% Held by Institutions:	64.28%
% Held by ETFs:	0.37%

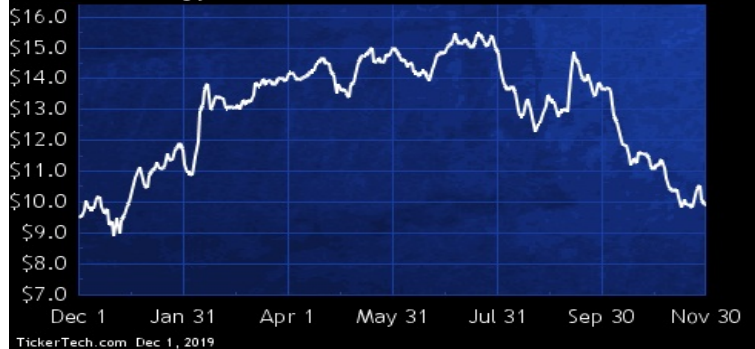
NGL DIVIDEND HISTORY



TickerTech.com Nov 30, 2019

NGL – 15.7% YIELD

NGL Energy Partners LP

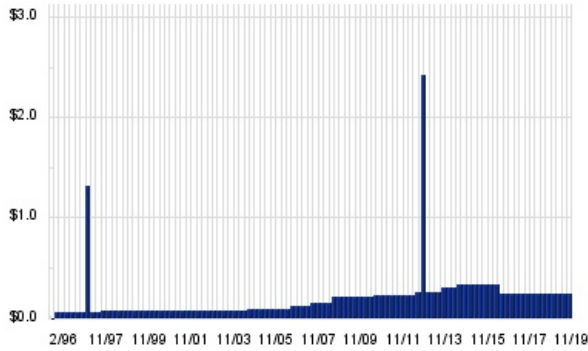


NGL Energy Partners is a limited partnership company. Co.'s operations include: Crude Oil Logistics, which purchases crude oil from producers and transports it to refineries or for resale; Water Solutions, which provides services for the treatment and disposal of wastewater generated from crude oil and natural gas production; Liquids, which supplies natural gas liquids to retailers, wholesalers, refiners, and petrochemical plants; and Refined Products and Renewables, which conducts gasoline, diesel, ethanol, and biodiesel marketing operations, purchases refined petroleum and renewable products primarily in the Gulf Coast, Southeast and Midwest regions of the U.S.

MUR – KEY STATS

Name:	Murphy Oil Corp
Stock buyback:	MUR buyback
Website:	www.murphyoilcorp.com
Sector:	Oil & Gas Exploration & Production
36 Month Beta:	1.61
Total Market Cap:	\$3,736,000,000
% Held by Institutions:	86.49%
% Held by ETFs:	14.88%

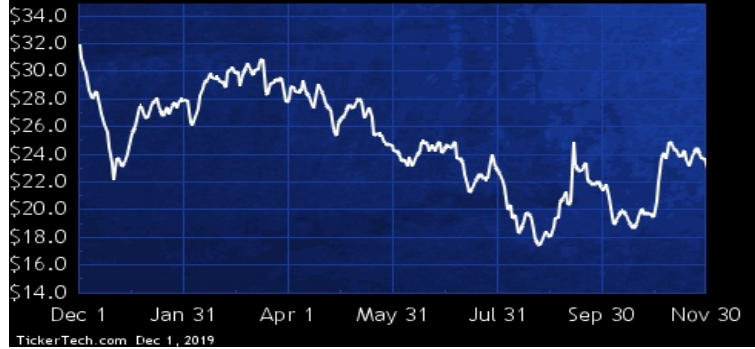
MUR DIVIDEND HISTORY



TickerTech.com Dec 1, 2019

MUR – 4.2% YIELD

Murphy Oil Corp



Murphy Oil is a holding company. Through its subsidiaries, Co. is an oil and gas exploration and production company. Co. explores for and produces crude oil, natural gas and natural gas liquids worldwide. Co.'s principal exploration and production activities are conducted in the U.S. by wholly owned Murphy Exploration & Production Company - USA, in Malaysia, Australia, Brunei, Mexico and Vietnam by wholly owned Murphy Exploration & Production Company - International and its subsidiaries, and in Western Canada and offshore Eastern Canada by wholly-owned Murphy Oil Company Ltd. and its subsidiaries. Co.'s hydrocarbon production is in the U.S., Canada, Malaysia and Brunei.

GLOG – KEY STATS

Name:	GasLog Ltd
Stock buyback:	GLOG buyback
Website:	www.gaslogltd.com
Sector:	Oil & Gas Equipment & Services
36 Month Beta:	0.57
Total Market Cap:	\$759,000,000
% Held by Institutions:	NA%
% Held by ETFs:	2.87%

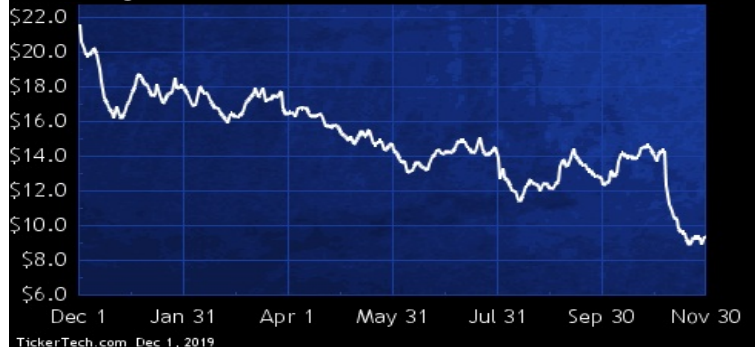
GLOG DIVIDEND HISTORY



TickerTech.com Dec 1, 2019

GLOG – 6.4% YIELD

GasLog Ltd



GasLog is an international owner, operator and manager of Liquefied Natural Gas (LNG) carriers based in Monaco. Co. is primarily engaged in the ownership, operation and management of vessels in the LNG market, providing maritime services for the transportation of LNG on a worldwide basis and LNG vessel management services. Co. conducts its operations through its vessel-owning subsidiaries and through its vessel management services subsidiary. Co.'s owned fleet consists of 27 owned LNG carriers, including 22 ships on the water. Co.'s operations are carried out from offices in Piraeus, London, New York, Singapore and Monaco.

 **Energy Stock Channel**

 **Dividend Channel**

Nothing in Dividend Channel is intended to be investment advice, nor does it represent the opinion of, counsel from, or recommendations by BNK Invest Inc. or any of its affiliates, subsidiaries or partners. None of the information contained herein constitutes a recommendation that any particular security, portfolio, transaction, or investment strategy is suitable for any specific person. All viewers agree that under no circumstances will BNK Invest, Inc., its subsidiaries, partners, officers, employees, affiliates, or agents be held liable for any loss or damage caused by your reliance on information obtained. By visiting, using or viewing this site, you agree to the following [Full Disclaimer & Terms of Service](#). Video widget and dividend videos powered by Market News Video. Quote data delayed at least 20 minutes; data powered by Ticker Technologies, and Mergent. [Contact Dividend Channel](#); [Meet Our Editorial Staff](#).