

10 Yield Gushing Energy Stocks

<http://www.energystockchannel.com/>

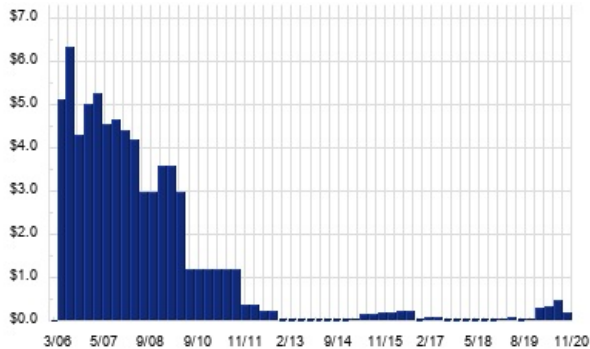
Energy Stock Channel paired our coverage universe of energy stocks, with Dividend Channel's proprietary DividendRank formula, to bring you this list of 10 top ranked energy dividend stocks. The DividendRank formula considers a variety of data – dividend history & yield, book value, quarterly earnings – and compares it to the stock's trading data to come up with certain calculations about profitability and about the stock's valuation (whether we think it looks "cheap" or "expensive"). The result is this list of the top most "interesting" ideas that merit further research.



DHT — KEY STATS

Name:	DHT Holdings Inc
Website:	www.dhtankers.com
Sector:	Oil & Gas Equipment & Services
36 Month Beta:	-0.25
Total Market Cap:	\$785,000,000
% Held by Institutions:	51.72%
% Held by ETFs:	3.77%

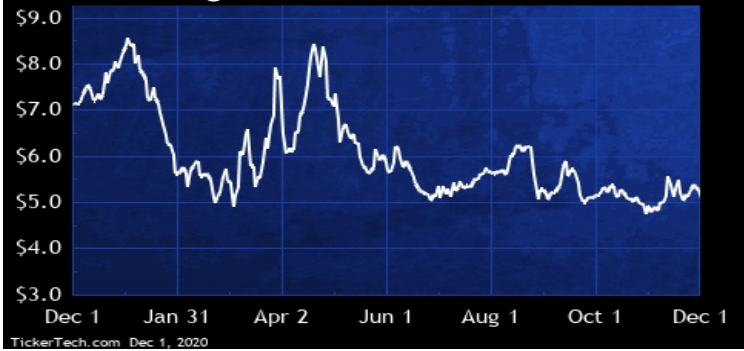
DHT DIVIDEND HISTORY



TickerTech.com Dec 1, 2020

DHT — 15.7% YIELD

DHT Holdings Inc

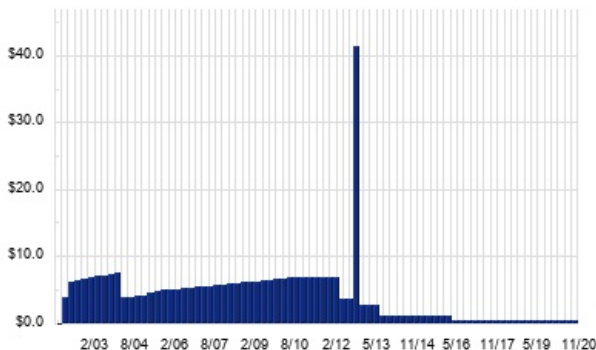


DHT Holdings operates a fleet of crude oil tankers. The fleet operates globally on international routes. Co. operates its vessels through its wholly owned management companies in Oslo, Norway and Singapore.

CEQP — KEY STATS

Name:	Crestwood Equity Partners LP
Website:	www.crestwoodlp.com
Sector:	Oil & Gas Equipment & Services
36 Month Beta:	3.71
Total Market Cap:	\$1,253,000,000
% Held by Institutions:	49.92%
% Held by ETFs:	0.54%

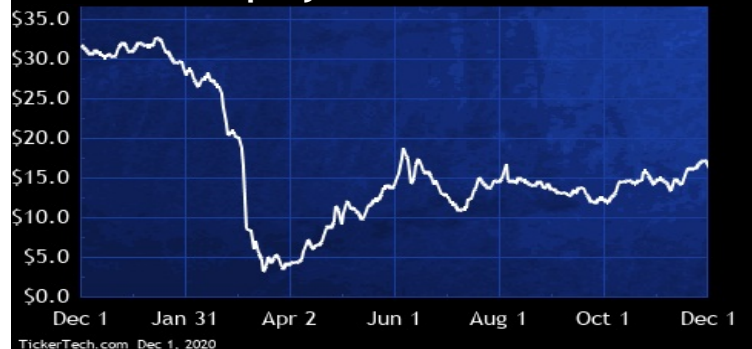
CEQP DIVIDEND HISTORY



TickerTech.com Dec 1, 2020

CEQP — 15.3% YIELD

Crestwood Equity Partners LP



Crestwood Equity Partners is a holding company. Through its subsidiary, Co. develops, acquires, owns or controls, and operates assets and operations within the energy midstream sector. Co.'s segments are: gathering and processing, which provides gathering and transportation services and processing, treating and compression services to producers; storage and transportation, which provides crude oil and natural gas storage and transportation services to producers, utilities and other customers; and marketing, supply and logistics, which provides natural gas liquid, crude oil and natural gas marketing, storage and transportation services to producers, refiners, marketers and other customers.

SFL – KEY STATS

Name:	SFL Corporation Ltd
Website:	www.sflcorp.com
Sector:	Oil & Gas Equipment & Services
36 Month Beta:	1.29
Total Market Cap:	\$852,000,000
% Held by Institutions:	32.22%
% Held by ETFs:	3.52%

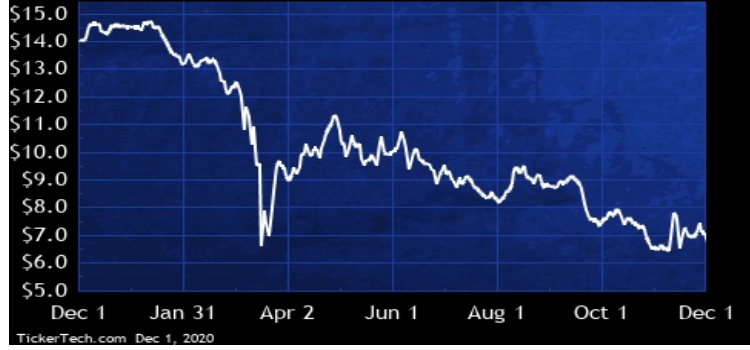
SFL DIVIDEND HISTORY



TickerTech.com Dec 1, 2020

SFL – 8.9% YIELD

SFL Corporation Ltd

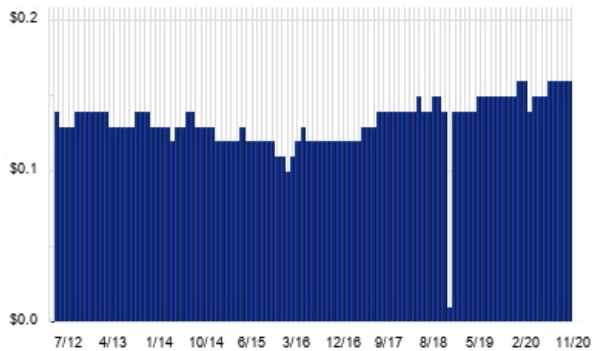


SFL is engaged primarily in the ownership and operation of vessels and offshore related assets, and also involved in the charter, purchase and sale of assets. Co. is an international ship owning and chartering company with an asset base across the maritime and offshore industries. Co.'s assets consisted of crude oil tankers, dry bulk carriers, container vessels (including capital lease vessels), car carriers, jack-up drilling rig, ultra-deepwater drilling units, offshore support vessels, chemical tankers and oil product tankers. Co.'s crude oil tankers, chemical tankers and oil product tankers are all double-hull vessels.

PBA – KEY STATS

Name:	Pembina Pipeline Corp
Website:	www.pembina.com
Sector:	Oil & Gas Equipment & Services
36 Month Beta:	1.62
Total Market Cap:	\$9,801,000,000
% Held by Institutions:	54.96%
% Held by ETFs:	0.25%

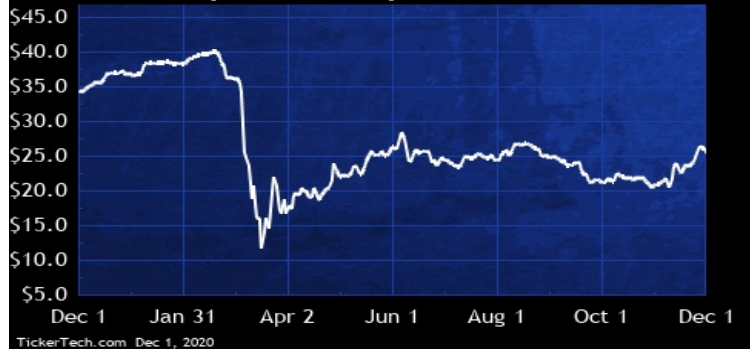
PBA DIVIDEND HISTORY



TickerTech.com Dec 1, 2020

PBA – 7.6% YIELD

Pembina Pipeline Corp

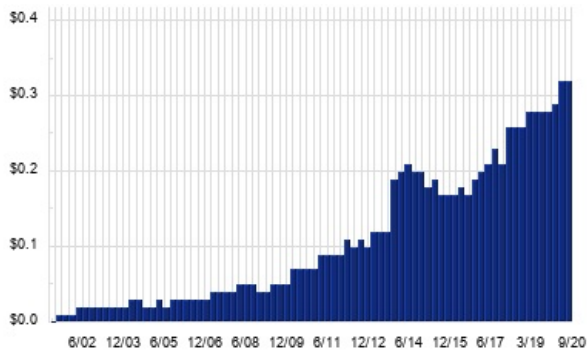


Pembina Pipeline has four operating segments: conventional pipelines business, which is a tariff-based operation consisting of pipelines and related facilities that deliver crude oil and natural gas liquids; oil sands and heavy oil business, which consists of the Syncrude Pipeline, the Cheecham Lateral and the Horizon Pipeline; midstream and marketing business, which consists of Co.'s direct and indirect interest in a storage operation, its direct interest in terminals, storage and hub services under a mixture of short, medium and long-term contractual arrangements; and gas services business which consists of natural gas gathering and processing facilities.

CNQ – KEY STATS

Name:	Canadian Natural Resources Ltd
Stock buyback:	CNQ buyback
Website:	www.cnrl.com
Sector:	Oil & Gas Exploration & Production
36 Month Beta:	2.05
Total Market Cap:	\$26,253,000,000
% Held by Institutions:	66.55%
% Held by ETFs:	0.03%

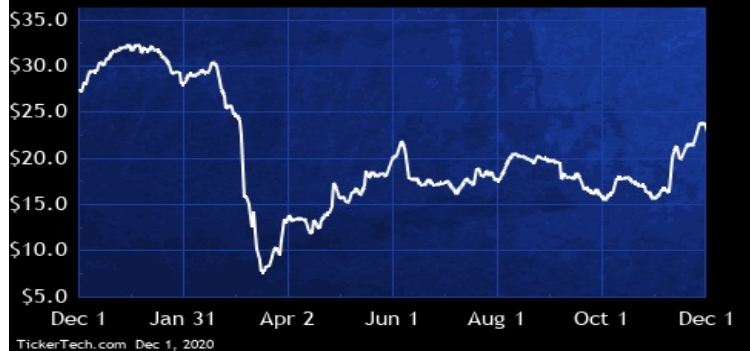
CNQ DIVIDEND HISTORY



TickerTech.com Dec 1, 2020

CNQ – 5.7% YIELD

Canadian Natural Resources Ltd

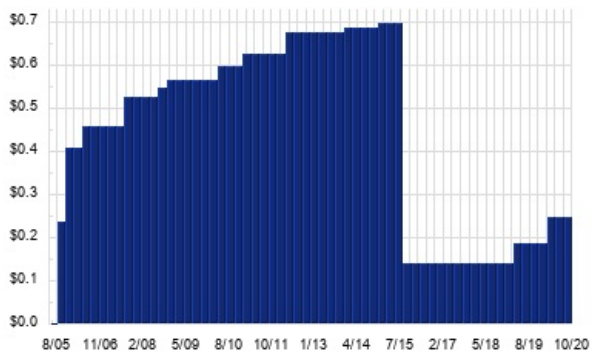


Canadian Natural Resources is an independent crude oil and natural gas exploration, development and production company. Co.'s exploration and production operations are focused in North America, largely in Western Canada; the U.K. portion of the North Sea; and CÔte d'Ivoire, Gabon, and South Africa in Offshore Africa. Co. had total proved reserves of 5.71 billion barrels of oil equivalent. Co.'s gross proved crude oil, bitumen (thermal oil), synthetic crude oil and natural gas liquids reserves totaled 4.70 billion barrels and its gross proved natural gas reserves totaled 6,106.00 billion cubic feet.

TGP – KEY STATS

Name:	Teekay LNG Partners LP
Stock buyback:	TGP buyback
Website:	www.teekaylng.com
Sector:	Oil & Gas Equipment & Services
36 Month Beta:	1.30
Total Market Cap:	\$921,000,000
% Held by Institutions:	22.85%
% Held by ETFs:	0.29%

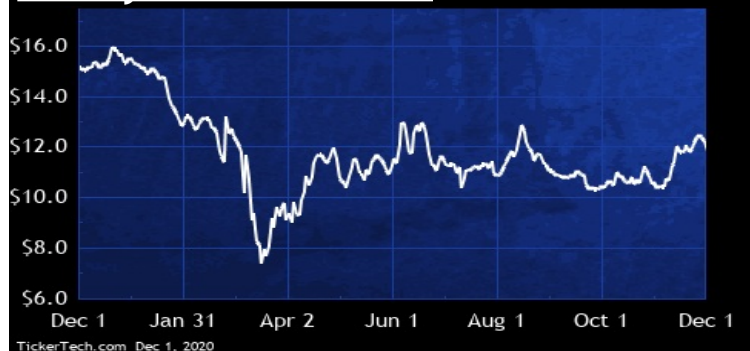
TGP DIVIDEND HISTORY



TickerTech.com Dec 1, 2020

TGP – 8.4% YIELD

Teekay LNG Partners LP

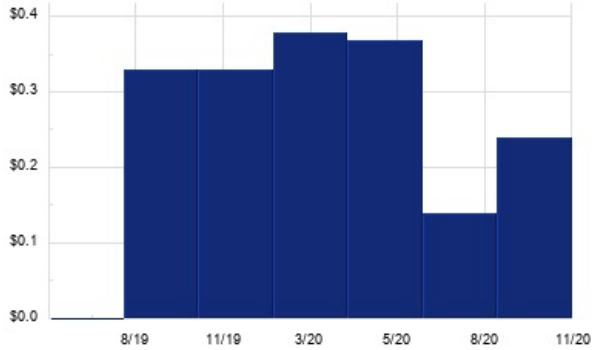


Teekay LNG Partners is an international provider of marine transportation services for liquefied natural gas (LNG), liquefied petroleum gas (LPG) and crude oil. Co. focuses on servicing its customers through its fleet of LNG and LPG carriers under medium to long-term, fixed-rate charters. Co. has three reportable segments, its LNG segment, LPG segment and its conventional tanker segment. Co.'s LNG segment consists of LNG carriers which generally operate under long-term, fixed-rate charters to international energy companies. Co.'s LPG segment consists of LPG and multi-gas carriers which generally operate under voyage charters or time-charters.

MNRL — KEY STATS

Name:	Brigham Minerals Inc
Website:	www.brighamminerals.com
Sector:	Oil & Gas Exploration & Production
36 Month Beta:	2.65
Total Market Cap:	\$514,000,000
% Held by Institutions:	98.65%
% Held by ETFs:	7.37%

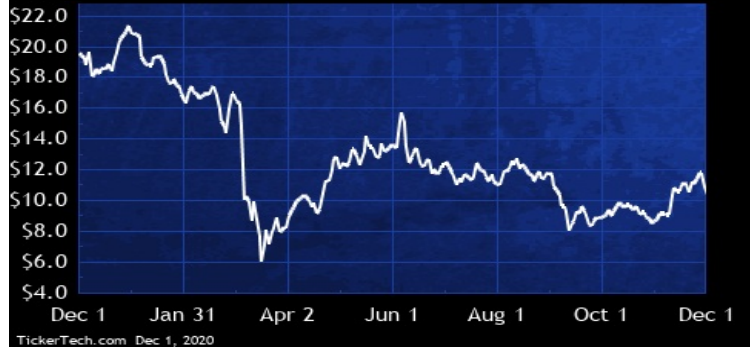
MNRL DIVIDEND HISTORY



TickerTech.com Dec 1, 2020

MNRL — 9.2% YIELD

Brigham Minerals Inc

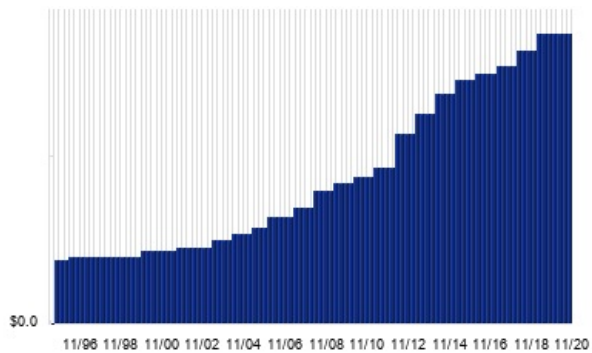


Brigham Minerals is a holding company. Through its subsidiaries, Co. acquires and manages a portfolio of mineral and royalty interests. Co.'s portfolio is comprised of mineral and royalty interests across four resource basins in the continental U.S., including the Permian Basin in Texas and New Mexico, the South Central Oklahoma Oil Province and Sooner Trend Anadarko Basin Canadian and Kingfisher Counties plays in the Anadarko Basin of Oklahoma, the Denver-Julesburg Basin in Colorado and Wyoming and the Williston Basin in North Dakota.

XOM — KEY STATS

Name:	Exxon Mobil Corp
Website:	www.exxonmobil.com
Sector:	Oil & Gas Exploration & Production
36 Month Beta:	1.53
Total Market Cap:	\$172,554,000,000
% Held by Institutions:	50.11%
% Held by ETFs:	12.11%

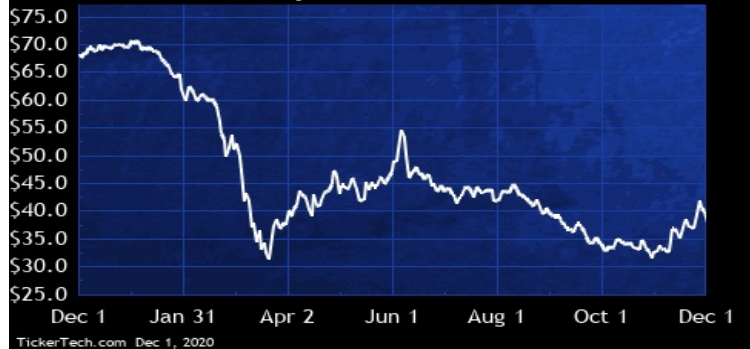
XOM DIVIDEND HISTORY



TickerTech.com Dec 1, 2020

XOM — 9.1% YIELD

Exxon Mobil Corp

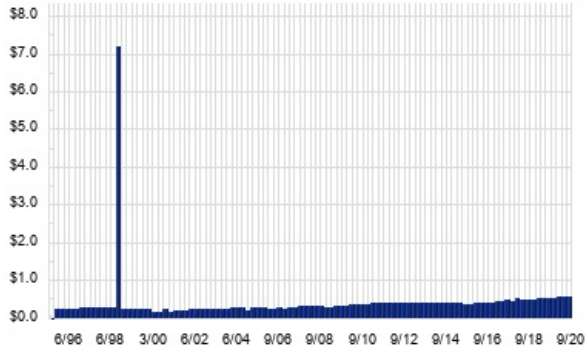


Exxon Mobil operates or markets products in United States and other countries through its divisions and affiliated companies. Co.'s business involves exploration for, and production of, crude oil and natural gas and manufacture, trade, transport and sale of crude oil, natural gas, petroleum products, petrochemicals and other products. In United States, Co.'s development activities are focused on the onshore United States, in the Permian Basin of West Texas and New Mexico and the Bakken oil play in North Dakota. Gas development activities are also focused on the Marcellus Shale of Pennsylvania and West Virginia, the Utica Shale of Ohio and the Haynesville Shale of East Texas and Louisiana.

TRP — KEY STATS

Name:	TC Energy Corp
Website:	www.tcenergy.com
Sector:	Oil & Gas Equipment & Services
36 Month Beta:	0.84
Total Market Cap:	\$31,674,000,000
% Held by Institutions:	64.72%
% Held by ETFs:	0.55%

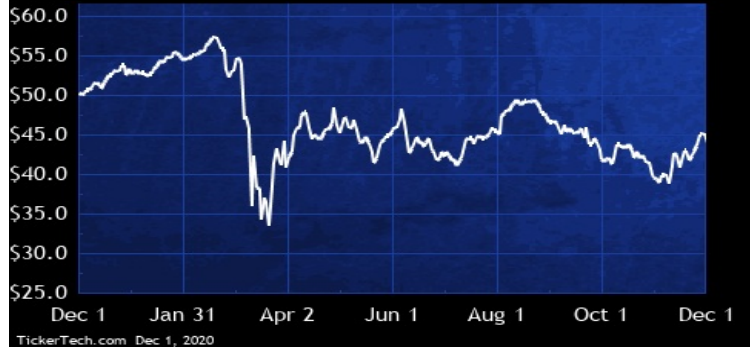
TRP DIVIDEND HISTORY



TickerTech.com Dec 1, 2020

TRP — 5.7% YIELD

TC Energy Corp

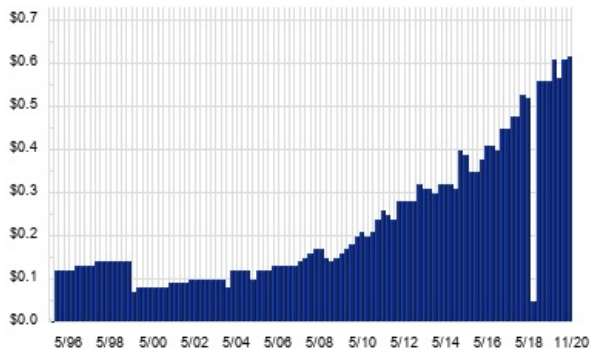


TC Energy is an energy infrastructure company in North America. Co.'s primary businesses are: Natural Gas Pipelines, which transports natural gas from supply basins to local distribution companies, power generation plants, industrial facilities, interconnecting pipelines, liquified natural gas export terminals and other businesses across Canada, the U.S. and Mexico; Liquids Pipelines, which connects Alberta crude oil supplies to U.S. refining markets in Illinois, Oklahoma and the U.S. Gulf Coast, as well as U.S. crude oil supplies from the market hub at Cushing, OK to the U.S. Gulf Coast; and Power and Storage, which consists of power generation and non-regulated natural gas storage assets.

ENB — KEY STATS

Name:	Enbridge Inc
Website:	www.enbridge.com
Sector:	Oil & Gas Equipment & Services
36 Month Beta:	0.93
Total Market Cap:	\$64,442,000,000
% Held by Institutions:	51.02%
% Held by ETFs:	0.26%

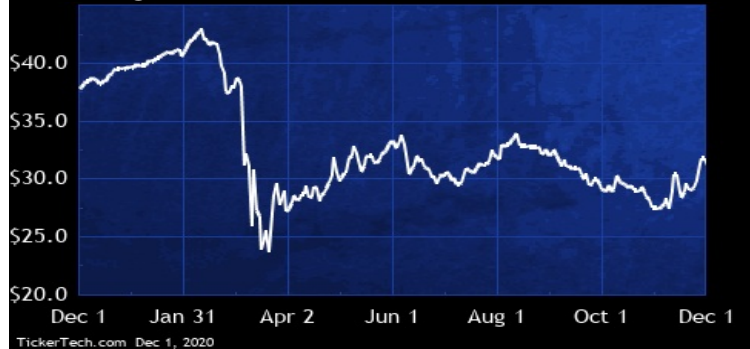
ENB DIVIDEND HISTORY



TickerTech.com Dec 1, 2020

ENB — 7.9% YIELD

Enbridge Inc



Enbridge conducts its business in five segments: Liquids Pipelines, which consists of pipelines and related terminals that transport grades of crude oil and other liquid hydrocarbons; Gas Transmission and Midstream, which consists of investments in natural gas pipelines and gathering and processing facilities; Gas Distribution and Storage, which consists of natural gas utility operations, and natural gas distribution activities; Renewable Power Generation, which consists of investments in wind and solar power generating assets; and Energy Services, which undertake physical commodity marketing activity and logistical services to manage Co.'s volume commitments on various pipeline systems.

 **Energy Stock Channel**

 **Dividend Channel**

Nothing in Dividend Channel is intended to be investment advice, nor does it represent the opinion of, counsel from, or recommendations by BNK Invest Inc. or any of its affiliates, subsidiaries or partners. None of the information contained herein constitutes a recommendation that any particular security, portfolio, transaction, or investment strategy is suitable for any specific person. All viewers agree that under no circumstances will BNK Invest, Inc., its subsidiaries, partners, officers, employees, affiliates, or agents be held liable for any loss or damage caused by your reliance on information obtained. By visiting, using or viewing this site, you agree to the following [Full Disclaimer & Terms of Service](#). Video widget and dividend videos powered by Market News Video. Quote data delayed at least 20 minutes; data powered by Ticker Technologies, and Mergent. [Contact Dividend Channel](#); [Meet Our Editorial Staff](#).