

## 10 Yield Gushing Energy Stocks

<http://www.energystockchannel.com/>

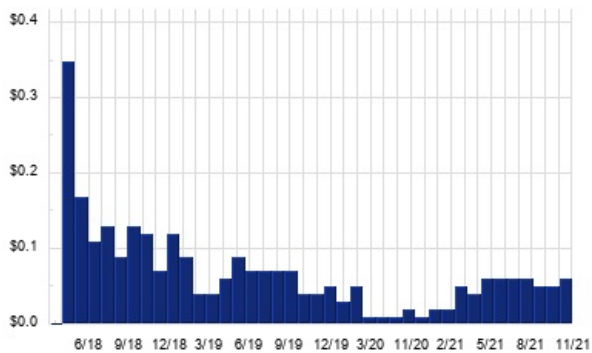
Energy Stock Channel paired our coverage universe of energy stocks, with Dividend Channel's proprietary DividendRank formula, to bring you this list of 10 top ranked energy dividend stocks. The DividendRank formula considers a variety of data – dividend history & yield, book value, quarterly earnings – and compares it to the stock's trading data to come up with certain calculations about profitability and about the stock's valuation (whether we think it looks "cheap" or "expensive"). The result is this list of the top most "interesting" ideas that merit further research.



## PRT — KEY STATS

Name: PermRock Royalty Trust  
 Website: [www.permrock.com](http://www.permrock.com)  
 Sector: Oil & Gas Exploration & Production

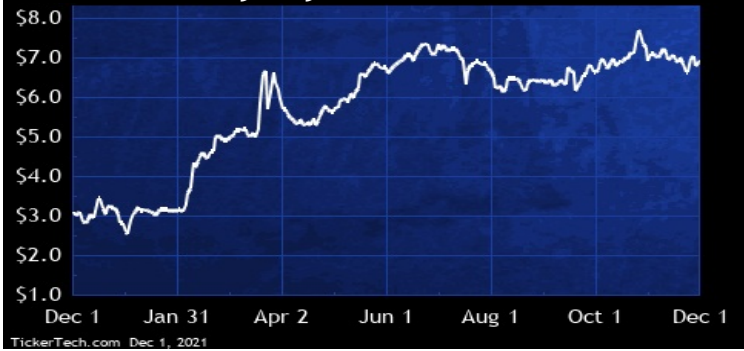
## PRT DIVIDEND HISTORY



TickerTech.com Dec 1, 2021

## PRT — 10.8% YIELD

### PermRock Royalty Trust

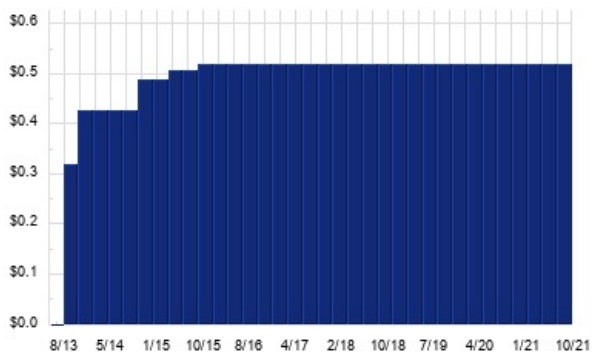


PermRock Royalty Trust acquires and holds the Net Profits Interest for the benefit of its unitholders. The Net Profits Interest entitles Co. to receive 80% of the net profits from the sale of oil and natural gas production from the Underlying Properties. The Underlying Properties consist of the following four operating areas: the Permian Clearfork area located in Hockley and Terry Counties, TX; the Permian Abo area located in Terry and Cochran Counties, TX; the Permian Shelf area located in Glasscock, Schleicher, Stonewall and Coke Counties, TX; and the Permian Platform area located in Ward, Crane, Terry and Ector Counties, TX.

## KNOP — KEY STATS

Name: KNOT Offshore Partners LP  
 Stock buyback: [KNOP buyback](#)  
 Website: [www.knotoffshorepartners.com](http://www.knotoffshorepartners.com)  
 Sector: Oil & Gas Equipment & Services

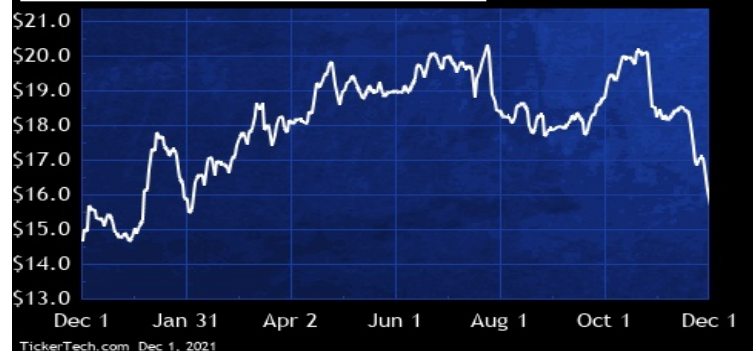
## KNOP DIVIDEND HISTORY



TickerTech.com Dec 1, 2021

## KNOP — 13.2% YIELD

### KNOT Offshore Partners LP

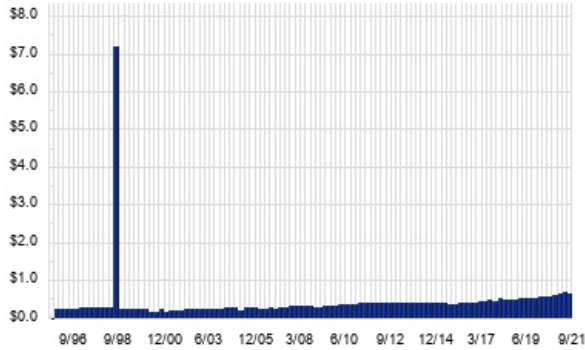


KNOT Offshore Partners owns and operates shuttle tankers under long-term charters. Co. has a fleet of shuttle tankers, including: the Windsor Knutsen, the Bodil Knutsen, the Recife Knutsen, the Fortaleza Knutsen, the Carmen Knutsen, the Hilda Knutsen, the Torill Knutsen, the Dan Cisne, the Dan Sabia, the Ingrid Knutsen, the Raquel Knutsen, the Tordis Knutsen, the Vigdis Knutsen, the Lena Knutsen, the Brasil Knutsen, the Anna Knutsen and the Tove Knutsen.

## TRP — KEY STATS

Name:	TC Energy Corp
Website:	<a href="http://www.tcenergy.com">www.tcenergy.com</a>
Sector:	<a href="#">Oil &amp; Gas Equipment &amp; Services</a>
36 Month Beta:	0.80
Total Market Cap:	\$33,824,000,000
% Held by Institutions:	72.03%
% Held by ETFs:	0.61%

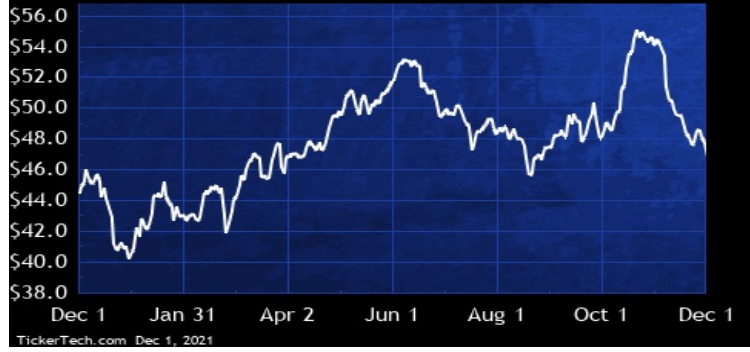
## TRP DIVIDEND HISTORY



TickerTech.com Dec 1, 2021

## TRP — 7.4% YIELD

### TC Energy Corp

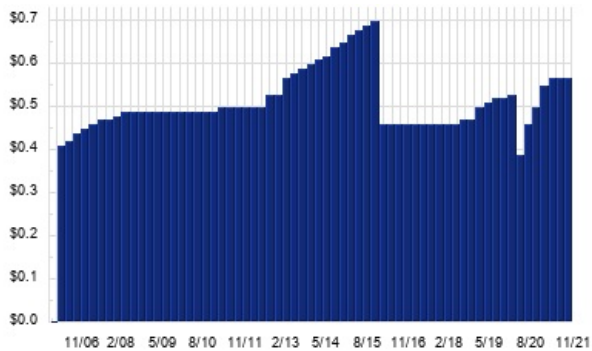


TC Energy is engaged as a North American energy infrastructure company which operates in five business segments: Canadian Natural Gas Pipelines, U.S. Natural Gas Pipelines, Mexico Natural Gas Pipelines, Liquids Pipelines and Power and Storage. These segments offer different products and services, including certain natural gas, crude oil and electricity marketing and storage services.

## GLP — KEY STATS

Name:	Global Partners LP
Website:	<a href="http://www.globalp.com">www.globalp.com</a>
Sector:	<a href="#">Oil &amp; Gas Equipment &amp; Services</a>
36 Month Beta:	1.55
Total Market Cap:	\$796,000,000
% Held by Institutions:	26.86%
% Held by ETFs:	0.01%

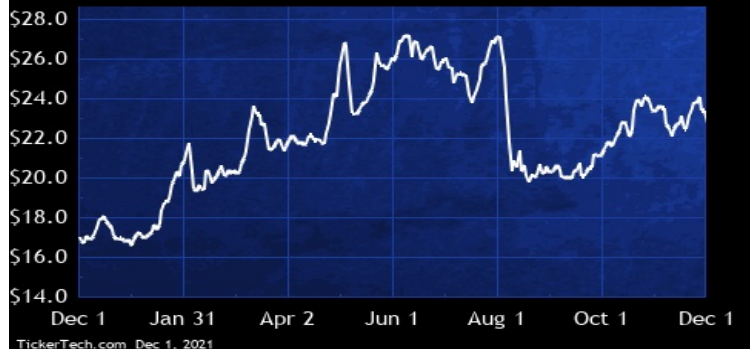
## GLP DIVIDEND HISTORY



TickerTech.com Dec 1, 2021

## GLP — 10.1% YIELD

### Global Partners LP



Global Partners is a master limited partnership that owns, controls or has access to a terminal network of refined petroleum products and renewable fuels. Co.'s segments include: Wholesale, which sells, gathers, blends, stores and transports refined petroleum products, gasoline blendstocks, renewable fuels, crude oil and propane; Gasoline Distribution and Station Operations, which sells branded and unbranded gasoline to gasoline station operators and sub-jobbers; and Commercial, which includes sales and deliveries to end user customers in the public sector and to commercial and industrial end users of unbranded gasoline, home heating oil, diesel, kerosene, residual oil and bunker fuel.

## PBA — KEY STATS

Name:	Pembina Pipeline Corp
Website:	<a href="http://www.pembina.com">www.pembina.com</a>
Sector:	<a href="#">Oil &amp; Gas Equipment &amp; Services</a>
36 Month Beta:	1.58
Total Market Cap:	\$11,373,000,000
% Held by Institutions:	50.62%
% Held by ETFs:	0.26%

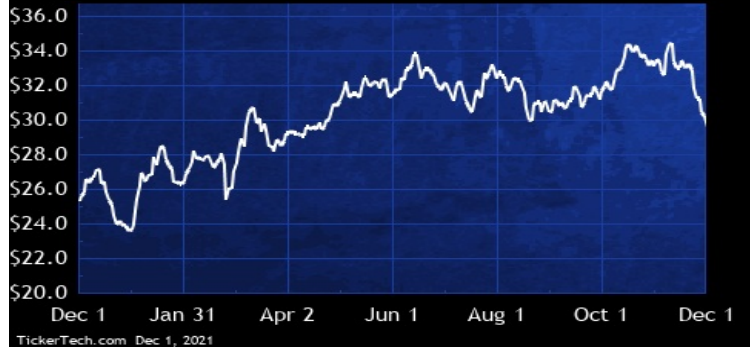
## PBA DIVIDEND HISTORY



TickerTech.com Dec 1, 2021

## PBA — 8.5% YIELD

### Pembina Pipeline Corp

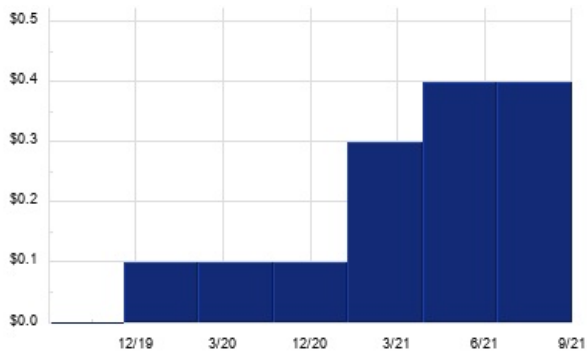


Pembina Pipeline is a Calgary-based transportation and midstream service provider serving North America's energy industry. Co. owns an integrated system of pipelines that transport various hydrocarbon liquids and natural gas products produced primarily in western Canada. Co. also owns gas gathering and processing facilities and an oil and natural gas liquids infrastructure, storage and logistics business; and is growing an export terminals business. Co.'s integrated assets and commercial operations along the majority of the hydrocarbon value chain allow it to offer a full spectrum of midstream and marketing services to the energy sector.

## FLNG — KEY STATS

Name:	Flex LNG Ltd
Website:	<a href="http://www.flexlng.com">www.flexlng.com</a>
Sector:	<a href="#">Oil &amp; Gas Equipment &amp; Services</a>

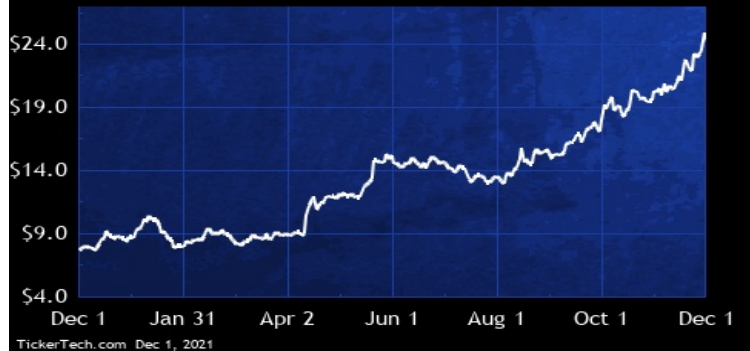
## FLNG DIVIDEND HISTORY



TickerTech.com Dec 1, 2021

## FLNG — 12.4% YIELD

### Flex LNG Ltd

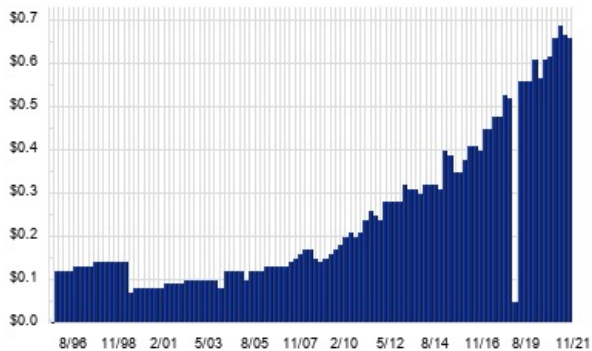


Flex LNG is a holding company. Through its subsidiaries, Co. is engaged in seaborne transportation of liquefied natural gas (LNG) through the ownership and operation of fuel efficient, fifth generation LNG carriers.

## ENB — KEY STATS

Name:	Enbridge Inc
Website:	<a href="http://www.enbridge.com">www.enbridge.com</a>
Sector:	<a href="#">Oil &amp; Gas Equipment &amp; Services</a>
36 Month Beta:	0.93
Total Market Cap:	\$78,992,000,000
% Held by Institutions:	46.97%
% Held by ETFs:	0.28%

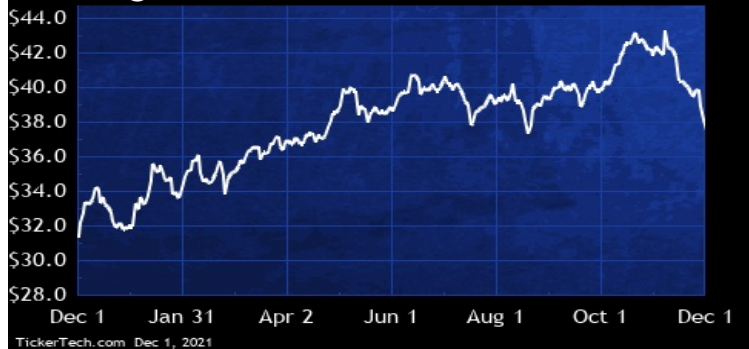
## ENB DIVIDEND HISTORY



TickerTech.com Dec 1, 2021

## ENB — 8.9% YIELD

### Enbridge Inc

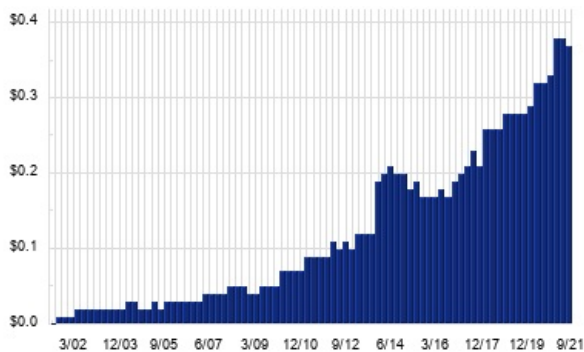


Enbridge is an energy transportation and distribution company. Co. conducts its business through five business segments: Liquids Pipelines, which consists of pipelines and related terminals in that transport various grades of crude oil and other liquid hydrocarbons; Gas Transmission and Midstream, which consists of investments in natural gas pipelines and gathering and processing facilities; Gas Distribution and Storage, which consists of Co.'s natural gas utility operations; Renewable Power Generation, which consists primarily of investments in wind and solar power generating assets; and Energy Services, which undertake physical commodity marketing activity and logistical services.

## CNQ — KEY STATS

Name:	Canadian Natural Resources Ltd
Stock buyback:	<a href="#">CNQ buyback</a>
Website:	<a href="http://www.cnrl.com">www.cnrl.com</a>
Sector:	<a href="#">Oil &amp; Gas Exploration &amp; Production</a>
36 Month Beta:	2.01
Total Market Cap:	\$45,429,000,000
% Held by Institutions:	66%
% Held by ETFs:	0.03%

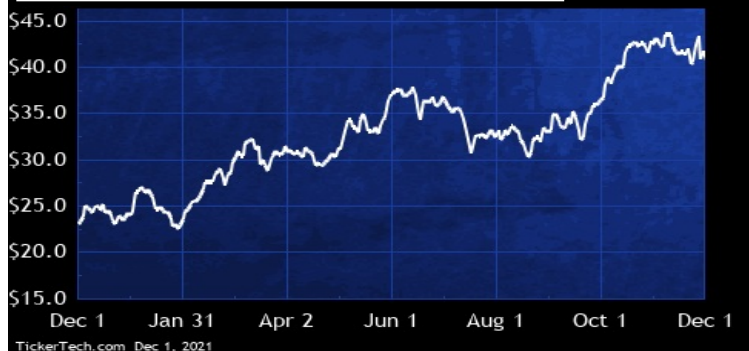
## CNQ DIVIDEND HISTORY



TickerTech.com Dec 1, 2021

## CNQ — 5.8% YIELD

### Canadian Natural Resources Ltd



Canadian Natural Resources is an independent energy company engaged in the acquisition, exploration, development, production, marketing and sale of crude oil, natural gas and natural gas liquids. Co.'s principal regions of operations are western Canada, the U.K. sector of the North Sea and Offshore Africa.

## TTE – KEY STATS

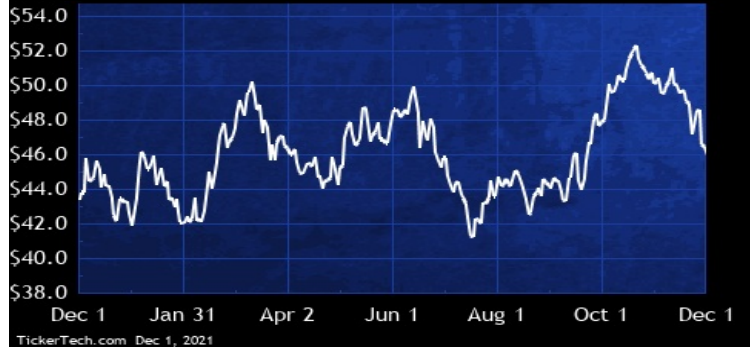
Name:	TotalEnergies SE
Website:	<a href="http://www.total.com">www.total.com</a>
Sector:	<a href="#">Oil &amp; Gas Exploration &amp; Production</a>
36 Month Beta:	0.99
Total Market Cap:	\$121,637,000,000
% Held by Institutions:	5.65%
% Held by ETFs:	0.00%

## TTE DIVIDEND HISTORY



## TTE – 6.6% YIELD

### TotalEnergies SE



TotalEnergies is a producer of oil and gas. Co.'s activities is structured around the four followings segments: an exploration and production segment; an integrated gas, renewables & power segment, which comprised of integrated gas (including liquefied natural gas) and low carbon electricity businesses; a refining & chemicals segment, which include industrial hub comprising the activities of refining, petrochemicals and specialty chemicals as well as the activities of oil supply, trading and marine shipping; and a marketing & services segment including the global activities of supply and marketing in the field of petroleum products.

## IMO – KEY STATS

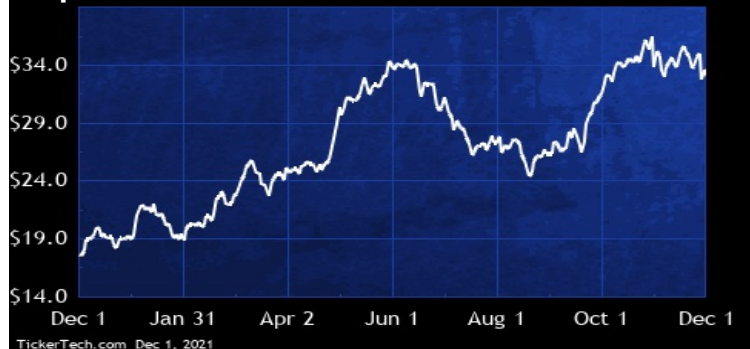
Name:	Imperial Oil Ltd
Website:	<a href="http://www.imperialoil.ca">www.imperialoil.ca</a>
Sector:	<a href="#">Oil &amp; Gas Refining &amp; Marketing</a>
36 Month Beta:	2.06
Total Market Cap:	\$23,152,000,000
% Held by Institutions:	19.52%
% Held by ETFs:	0.07%

## IMO DIVIDEND HISTORY



## IMO – 3.3% YIELD

### Imperial Oil Ltd



Imperial Oil is active in all phases of the petroleum industry in Canada, including the exploration for, and production and sale of, crude oil and natural gas. Co. is also a producer of petrochemicals. Co.'s operations are conducted in three main segments: Upstream, Downstream and Chemical. Upstream operations include the exploration for, and production of, crude oil, natural gas, synthetic oil and bitumen. Downstream operations consist of the transportation and refining of crude oil, blending of refined products and the distribution and marketing of those products. Chemical operations consist of the manufacturing and marketing of various petrochemicals.



Nothing in Dividend Channel is intended to be investment advice, nor does it represent the opinion of, counsel from, or recommendations by BNK Invest Inc. or any of its affiliates, subsidiaries or partners. None of the information contained herein constitutes a recommendation that any particular security, portfolio, transaction, or investment strategy is suitable for any specific person. All viewers agree that under no circumstances will BNK Invest, Inc., its subsidiaries, partners, officers, employees, affiliates, or agents be held liable for any loss or damage caused by your reliance on information obtained. By visiting, using or viewing this site, you agree to the following [Full Disclaimer & Terms of Service](#). Video widget and dividend videos powered by Market News Video. Quote data delayed at least 20 minutes; data powered by Ticker Technologies, and Mergent. [Contact Dividend Channel](#); [Meet Our Editorial Staff](#).

