

## 10 Yield Gushing Energy Stocks

<http://www.energystockchannel.com/>

Energy Stock Channel paired our coverage universe of energy stocks, with Dividend Channel's proprietary DividendRank formula, to bring you this list of 10 top ranked energy dividend stocks. The DividendRank formula considers a variety of data – dividend history & yield, book value, quarterly earnings – and compares it to the stock's trading data to come up with certain calculations about profitability and about the stock's valuation (whether we think it looks "cheap" or "expensive"). The result is this list of the top most "interesting" ideas that merit further research.



## DINO – KEY STATS

Name:	HF Sinclair Corp
Website:	<a href="http://www.hollyfrontier.com">www.hollyfrontier.com</a>
Sector:	<a href="#">Oil &amp; Gas Refining &amp; Marketing</a>
36 Month Beta:	0.64
Total Market Cap:	\$9,716,000,000
% Held by Institutions:	61.66%
% Held by ETFs:	15.76%

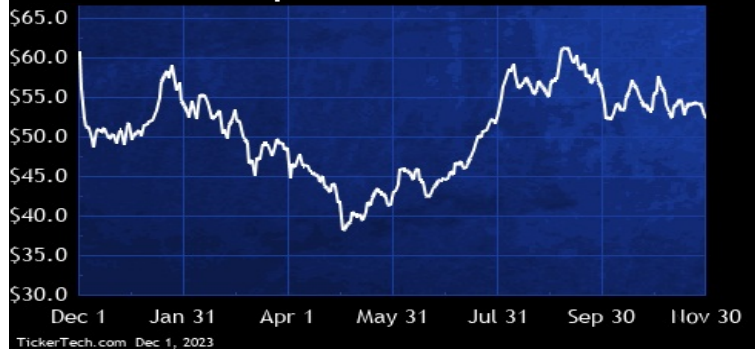
## DINO DIVIDEND HISTORY



TickerTech.com Dec 1, 2023

## DINO – 3.4% YIELD

### HF Sinclair Corp

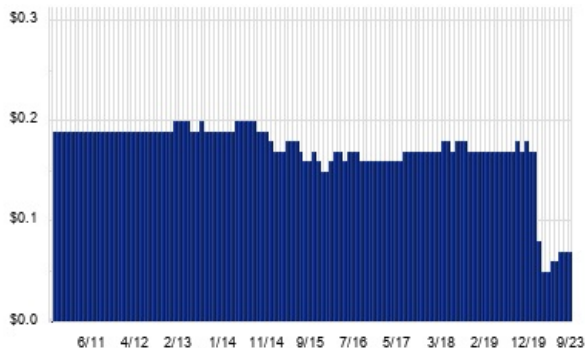


HF Sinclair is a holding company. Through its subsidiaries, Co. is an independent energy company that produces and markets light products such as gasoline, diesel fuel, jet fuel, renewable diesel and other products. Co. owns and operates refineries located in Kansas, Oklahoma, New Mexico, Wyoming, Washington and Utah and markets its refined products principally in the Southwest U.S., the Rocky Mountains extending into the Pacific Northwest and in other neighboring Plains states. Co. supplies fuels to various Sinclair branded stations and licenses the use of the Sinclair brand at additional locations throughout the country.

## VET – KEY STATS

Name:	Vermilion Energy Inc
Website:	<a href="http://www.vermilionenergy.com">www.vermilionenergy.com</a>
Sector:	<a href="#">Oil &amp; Gas Exploration &amp; Production</a>
36 Month Beta:	0.62
Total Market Cap:	\$1,403,000,000
% Held by Institutions:	38.74%
% Held by ETFs:	0.49%

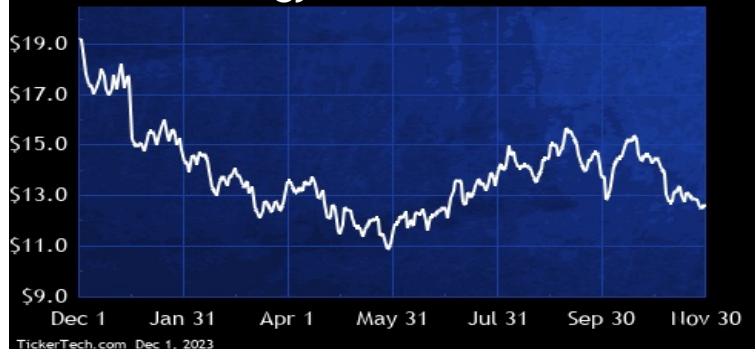
## VET DIVIDEND HISTORY



TickerTech.com Dec 1, 2023

## VET – 3.2% YIELD

### Vermilion Energy Inc

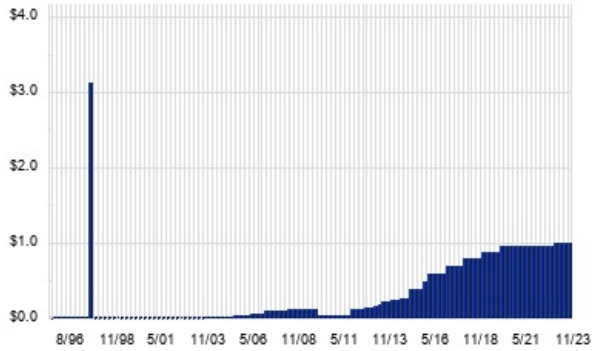


Vermilion Energy and its subsidiaries are engaged in the business of petroleum and natural gas exploration, development, acquisition, and production.

## VLO – KEY STATS

Name:	Valero Energy Corp
Stock buyback:	VLO buyback
Website:	<a href="http://www.valero.com">www.valero.com</a>
Sector:	Oil & Gas Refining & Marketing
36 Month Beta:	0.68
Total Market Cap:	\$42,638,000,000
% Held by Institutions:	66.69%
% Held by ETFs:	16.15%

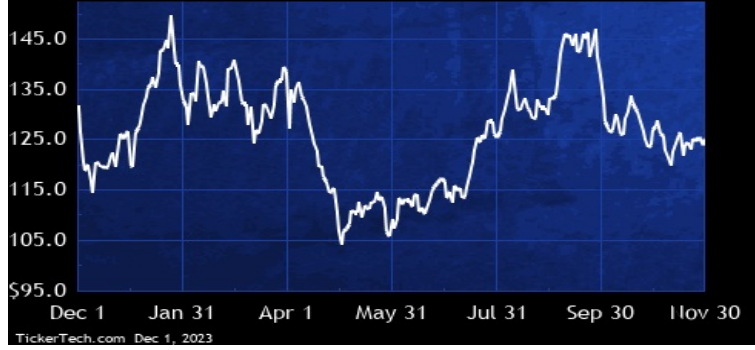
## VLO DIVIDEND HISTORY



TickerTech.com Dec 1, 2023

## VLO – 3.2% YIELD

### Valero Energy Corp

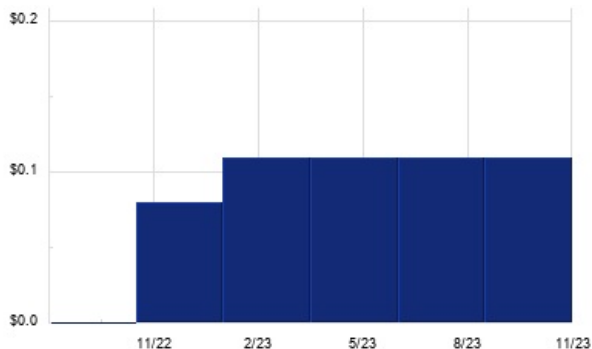


Valero Energy is a multinational manufacturer and marketer of petroleum-based and low-carbon liquid transportation fuels and petrochemical products. Co.'s operations are managed through the following segments: Refining, which includes the operations of its petroleum refineries, the associated activities to market its refined petroleum products, and the logistics assets that support those operations; Renewable Diesel, which includes the operations of its subsidiary, Diamond Green Diesel Holdings LLC, and the associated activities to market renewable diesel; and Ethanol, which includes the operations of its ethanol plants and the associated activities to market its ethanol and co-products.

## GRNT – KEY STATS

Name:	Granite Ridge Resources Inc
Sector:	Oil & Gas Exploration & Production
36 Month Beta:	0.87
Total Market Cap:	\$825,000,000
% Held by Institutions:	7.63%
% Held by ETFs:	1.77%

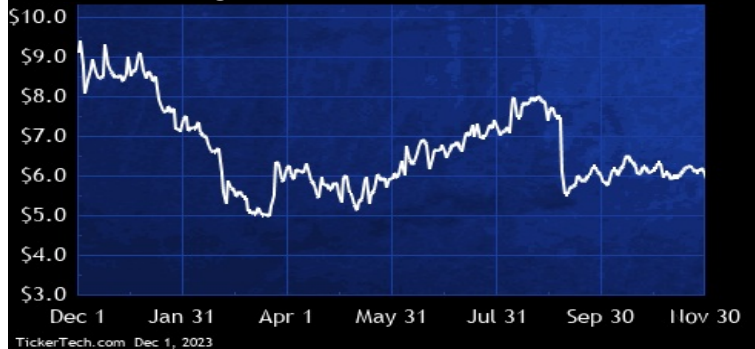
## GRNT DIVIDEND HISTORY



TickerTech.com Dec 1, 2023

## GRNT – 7.5% YIELD

### Granite Ridge Resources Inc

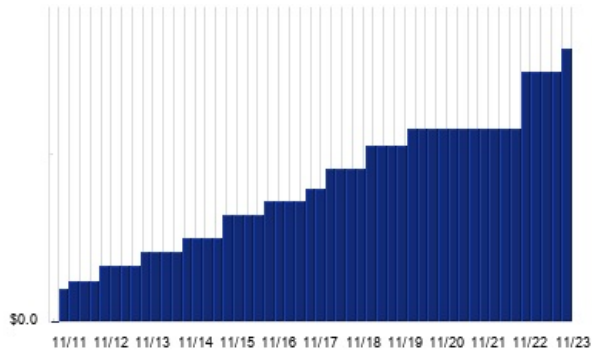


Granite Ridge Resources and its subsidiaries are engaged in purchasing non-operated oil and natural gas assets in basins in North America, and realizing profits through participation in oil and natural gas wells.

## MPC — KEY STATS

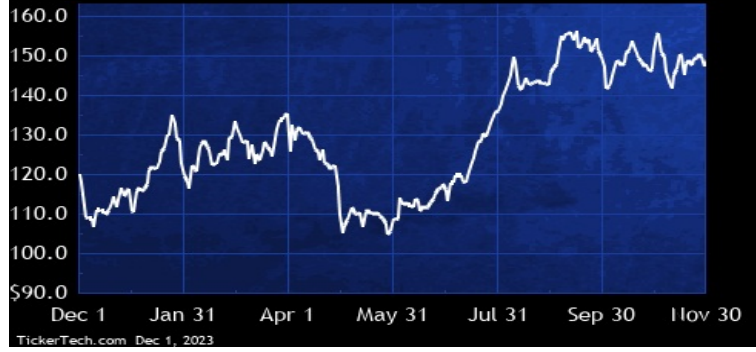
Name:	Marathon Petroleum Corp.
Stock buyback:	MPC buyback
Website:	<a href="http://www.marathonpetroleum.com">www.marathonpetroleum.com</a>
Sector:	Oil & Gas Refining & Marketing
36 Month Beta:	0.61
Total Market Cap:	\$56,951,000,000
% Held by Institutions:	46.09%
% Held by ETFs:	16.60%

## MPC DIVIDEND HISTORY



## MPC — 2.2% YIELD

### Marathon Petroleum Corp.



Marathon Petroleum is a downstream energy company. Co.'s segments are: Refining and Marketing, which refines crude oil and other feedstocks, including renewable feedstocks, at Co.'s refineries in the Gulf Coast, Mid-Continent and West Coast regions of the U.S., purchases refined products and ethanol for resale and distributes refined products, including renewable diesel, through transportation, storage, distribution and marketing services provided by its Midstream segment; and Midstream, which transports, stores, distributes and markets crude oil and refined products principally for the Refining and Marketing segment via refining logistics assets, pipelines, terminals, towboats and barges.

## TTE — KEY STATS

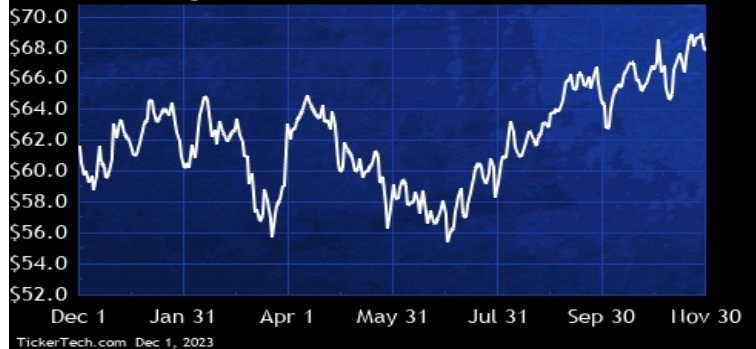
Name:	TotalEnergies SE
Website:	<a href="http://www.total.com">www.total.com</a>
Sector:	Oil & Gas Exploration & Production
36 Month Beta:	0.40
Total Market Cap:	\$179,874,000,000
% Held by Institutions:	6.06%
% Held by ETFs:	0.24%

## TTE DIVIDEND HISTORY



## TTE — 4.8% YIELD

### TotalEnergies SE

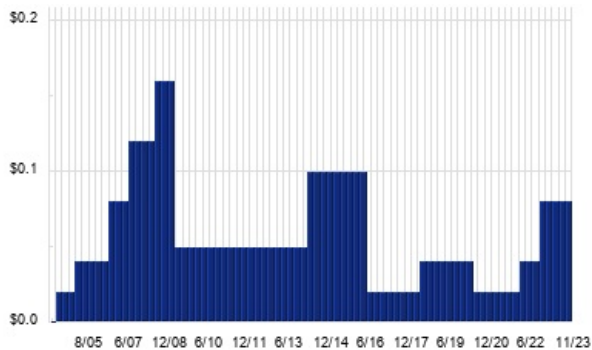


TotalEnergies through its subsidiaries, is a global multi-energy company that produces and markets energies: oil and biofuels, natural gas and green gases, renewables and electricity. Co.'s segments are: Integrated Gas, Renewables and Power, which comprises integrated gas including liquefied natural gas and low carbon electricity businesses; Exploration and Production, which includes the carbon sink activity; Refining and Chemicals, which constituting an industrial hub comprising the activities of refining, petrochemicals and specialty chemicals; Marketing and Services, which includes the global activities of supply and marketing in the field of petroleum products.

## PTEN — KEY STATS

Name:	Patterson-UTI Energy Inc.
Stock buyback:	PTEN buyback
Website:	<a href="http://www.patenergy.com">www.patenergy.com</a>
Sector:	Oil & Gas Exploration & Production
36 Month Beta:	0.89
Total Market Cap:	\$4,899,000,000
% Held by Institutions:	99.59%
% Held by ETFs:	22.41%

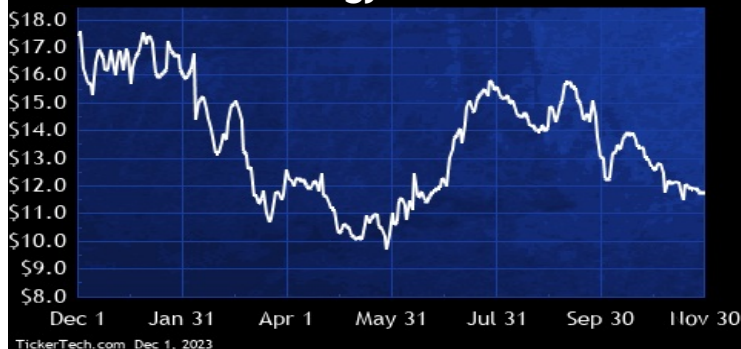
## PTEN DIVIDEND HISTORY



TickerTech.com Dec 1, 2023

## PTEN — 2.7% YIELD

### Patterson-UTI Energy Inc.

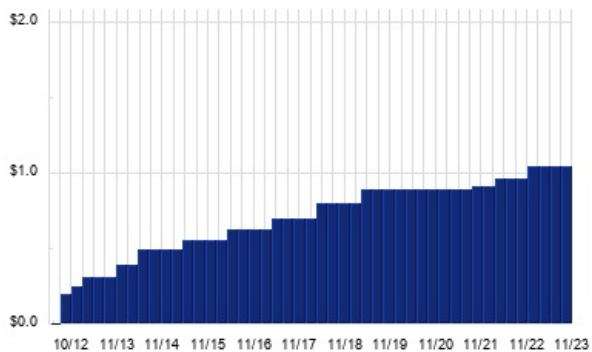


Patterson-UTI Energy is an oilfield services company that primarily owns and operates a fleet of land-based drilling rigs in the U.S. and a fleet of pressure pumping equipment. Co. provides pressure pumping services to oil and natural gas operators, primarily in Texas and the Appalachian region. Pressure pumping services consist primarily of well stimulation services (such as hydraulic fracturing) for the completion of new wells and remedial work on existing wells. Co. provides a suite of directional drilling services, including directional drilling, measurement-while-drilling and supply and rental of downhole performance motors, in various onshore oil and natural gas basins in the U.S.

## PSX — KEY STATS

Name:	Phillips 66
Stock buyback:	PSX buyback
Website:	<a href="http://www.Phillips66.com">www.Phillips66.com</a>
Sector:	Oil & Gas Refining & Marketing
36 Month Beta:	0.75
Total Market Cap:	\$51,915,000,000
% Held by Institutions:	73.19%
% Held by ETFs:	17.34%

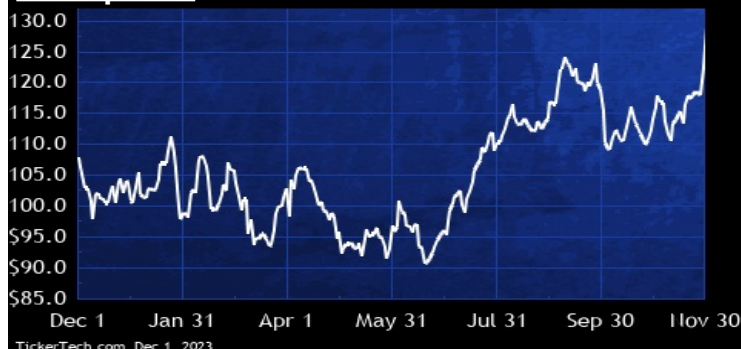
## PSX DIVIDEND HISTORY



TickerTech.com Dec 1, 2023

## PSX — 3.3% YIELD

### Phillips 66

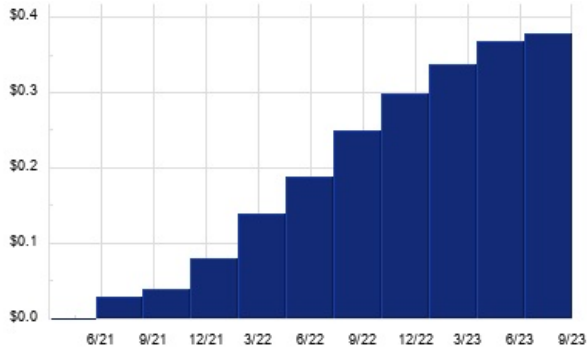


Phillips 66 is an energy manufacturing and logistics company with midstream, chemicals, refining, and marketing and specialties businesses. Co.'s segments include: Midstream, which provides crude oil and refined petroleum product transportation, terminaling and processing services, as well as natural gas and natural gas liquids transportation, storage, processing and marketing services; Chemicals, which manufactures and markets petrochemicals and plastics on a worldwide basis; Refining, which refines crude oil and other feedstocks into petroleum products; and Marketing and Specialties, which purchases for resale and markets refined petroleum products, mainly in the U.S. and Europe.

## NOG – KEY STATS

Name:	Northern Oil & Gas Inc (MN)
Stock buyback:	<a href="#">NOG buyback</a>
Website:	<a href="http://www.northernoil.com">www.northernoil.com</a>
Sector:	<a href="#">Oil &amp; Gas Exploration &amp; Production</a>
36 Month Beta:	1.53
Total Market Cap:	\$3,734,000,000
% Held by Institutions:	93.96%
% Held by ETFs:	22.29%

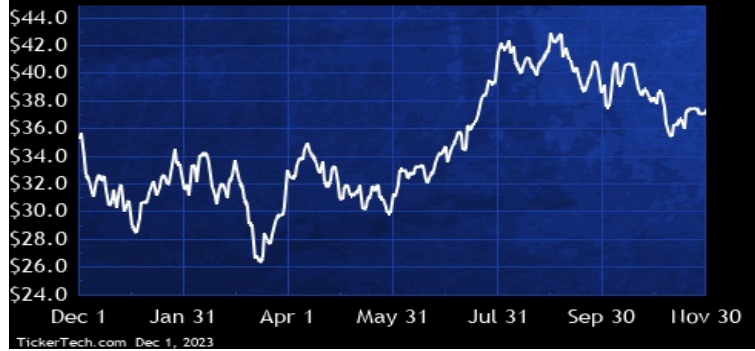
## NOG DIVIDEND HISTORY



TickerTech.com Dec 1, 2023

## NOG – 4.3% YIELD

### Northern Oil & Gas Inc

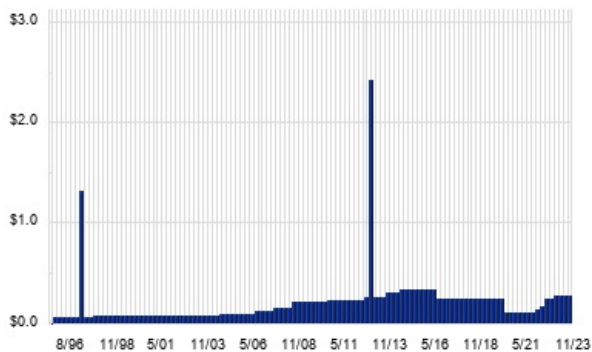


Northern Oil and Gas is an energy company engaged in the acquisition, exploration, development and production of oil and natural gas properties, primarily in the Williston Basin, the Appalachian Basin and the Permian Basin. Co. primarily engage in oil and natural gas exploration and production by participating on a proportionate basis alongside third-party interests in wells drilled and completed in spacing units that include Co.'s acreage. In addition, Co. acquires wellbore-only working interests in wells in which Co. does not hold the leasehold interests from third parties unable or unwilling to participate in particular well proposals.

## MUR – KEY STATS

Name:	Murphy Oil Corp
Stock buyback:	<a href="#">MUR buyback</a>
Website:	<a href="http://www.murphyoilcorp.com">www.murphyoilcorp.com</a>
Sector:	<a href="#">Oil &amp; Gas Exploration &amp; Production</a>
36 Month Beta:	0.97
Total Market Cap:	\$6,601,000,000
% Held by Institutions:	80.59%
% Held by ETFs:	21.63%

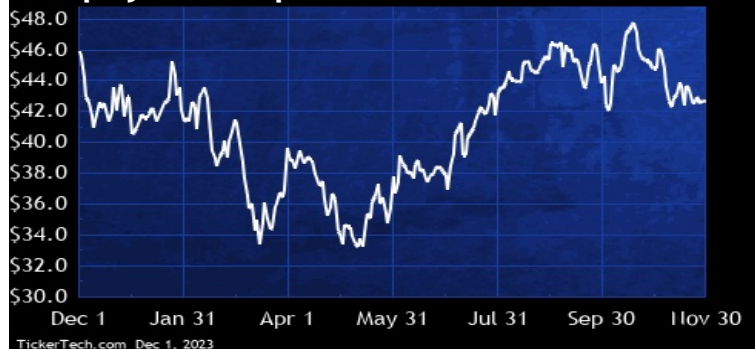
## MUR DIVIDEND HISTORY



TickerTech.com Dec 1, 2023

## MUR – 2.6% YIELD

### Murphy Oil Corp



Murphy Oil is a holding company. Through its subsidiaries, Co. is a global oil and natural gas exploration and production company. Co. produces crude oil, natural gas and natural gas liquids primarily in the U.S. and Canada and explores for crude oil, natural gas and natural gas liquids in targeted areas worldwide. Co.'s principal exploration and production activities are conducted in the U.S. by wholly-owned Murphy Exploration & Production Company - USA and its subsidiaries, in Canada by wholly-owned Murphy Oil Company Ltd. and its subsidiaries, and in Australia, Brazil, Brunei, Mexico and Vietnam by wholly-owned Murphy Exploration & Production Company - International and its subsidiaries.

 **Energy Stock Channel**

 **Dividend Channel**

Nothing in Dividend Channel is intended to be investment advice, nor does it represent the opinion of, counsel from, or recommendations by BNK Invest Inc. or any of its affiliates, subsidiaries or partners. None of the information contained herein constitutes a recommendation that any particular security, portfolio, transaction, or investment strategy is suitable for any specific person. All viewers agree that under no circumstances will BNK Invest, Inc., its subsidiaries, partners, officers, employees, affiliates, or agents be held liable for any loss or damage caused by your reliance on information obtained. By visiting, using or viewing this site, you agree to the following [Full Disclaimer & Terms of Service](#). Video widget and dividend videos powered by Market News Video. Quote data delayed at least 20 minutes; data powered by Ticker Technologies, and Mergent. [Contact Dividend Channel](#); [Meet Our Editorial Staff](#).

