

10 Yield Gushing Energy Stocks

<http://www.energystockchannel.com/>

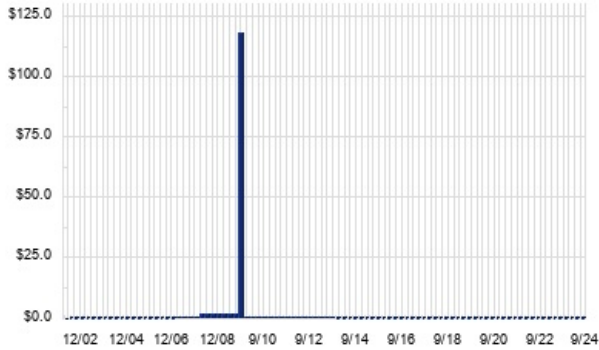
Energy Stock Channel paired our coverage universe of energy stocks, with Dividend Channel's proprietary DividendRank formula, to bring you this list of 10 top ranked energy dividend stocks. The DividendRank formula considers a variety of data – dividend history & yield, book value, quarterly earnings – and compares it to the stock's trading data to come up with certain calculations about profitability and about the stock's valuation (whether we think it looks "cheap" or "expensive"). The result is this list of the top most "interesting" ideas that merit further research.



OVV – KEY STATS

Name:	Ovintiv Inc
Website:	www.ovintiv.com
Sector:	Oil & Gas Exploration & Production
36 Month Beta:	0.78
Total Market Cap:	\$11,842,000,000
% Held by Institutions:	81.7%
% Held by ETFs:	19.12%

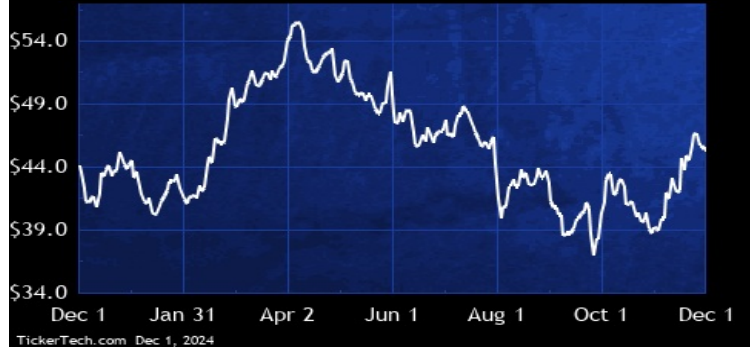
OVV DIVIDEND HISTORY



TickerTech.com Dec 1, 2024

OVV – 2.6% YIELD

Ovintiv Inc

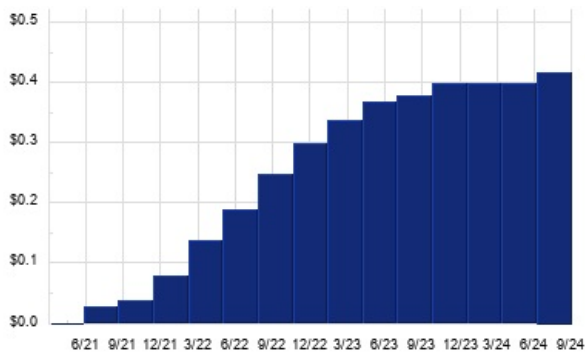


Ovintiv Inc. is an oil and natural gas exploration and production company. Co. is focused on the development of its multi-basin portfolio of top tier oil and natural gas assets located in the U.S. and Canada. Its operations also include the marketing of oil, natural gas liquids (NGLs) and natural gas. Its segments include USA Operations, Canadian Operations, and Market Optimization. USA Operations segment includes the exploration for, development of, and production of oil, NGLs, natural gas and other related activities within the U.S.. Canadian Operations segment includes the exploration for, development of, and production of oil, NGLs, natural gas and other activities within Canada.

NOG – KEY STATS

Name:	Northern Oil & Gas Inc (MN)
Stock buyback:	NOG buyback
Website:	www.northernoil.com
Sector:	Oil & Gas Exploration & Production
36 Month Beta:	1.34
Total Market Cap:	\$4,338,000,000
% Held by Institutions:	86.6%
% Held by ETFs:	25.98%

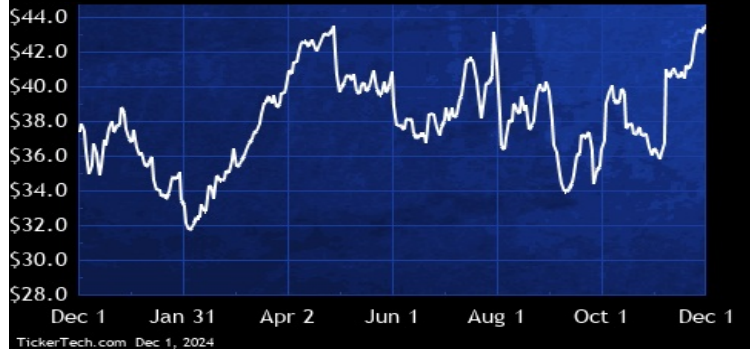
NOG DIVIDEND HISTORY



TickerTech.com Nov 30, 2024

NOG – 3.9% YIELD

Northern Oil & Gas Inc

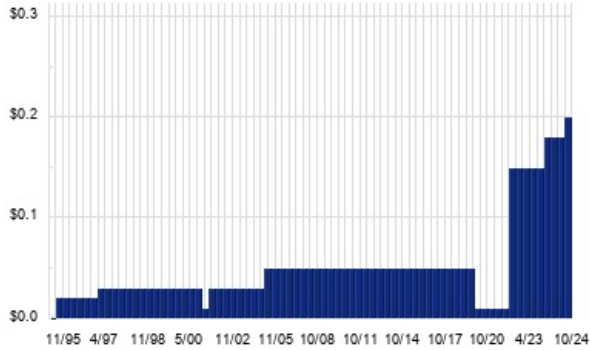


Northern Oil and Gas, Inc. is a real asset company that focuses on acquiring and investing in non-operated minority working and mineral interests in the hydrocarbon producing basins within the contiguous U.S.. Its business is crude oil and natural gas exploration, development, and production with operations in the U.S.. Its 300,000-acre portfolio is distributed across the Williston, Permian and Appalachia Basins. Its portfolio comprises 300,000 acres of low-breakeven land with over 10,000 wells. Diversified by basin and across commodity type, its wells are operated by over 100 public and private operators.

SM – KEY STATS

Name:	SM Energy Co.
Website:	www.sm-energy.com
Sector:	Oil & Gas Exploration & Production
36 Month Beta:	1.12
Total Market Cap:	\$5,129,000,000
% Held by Institutions:	96.75%
% Held by ETFs:	27.81%

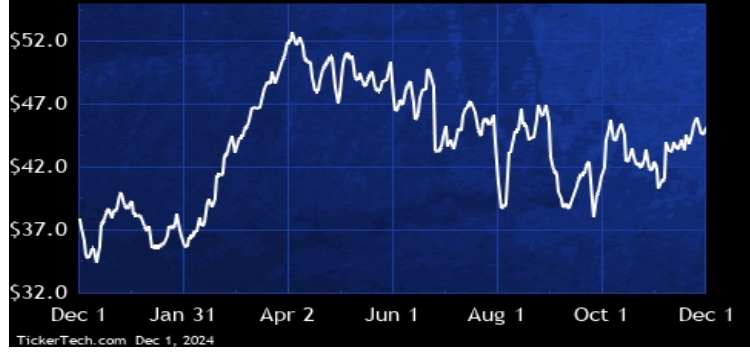
SM DIVIDEND HISTORY



TickerTech.com Nov 30, 2024

SM – 1.8% YIELD

SM Energy Co.

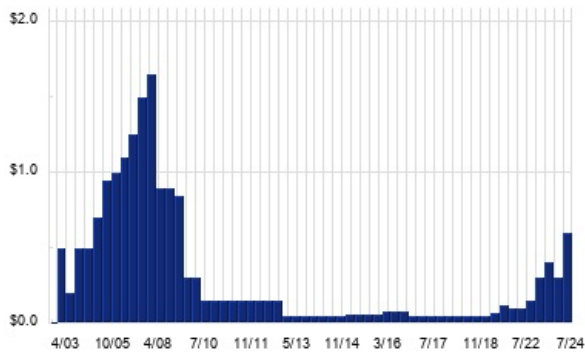


SM Energy Co. is an independent energy company. Co. is engaged in the acquisition, exploration, development, and production of oil, gas, and natural gas liquid (NGL) in the state of Texas. Co.'s asset portfolio is comprised of assets in the Midland Basin of West Texas and in the Maverick Basin of South Texas. Co.'s Midland Basin assets are located in the Permian Basin in West Texas and are comprised of approximately 110,000 net acres and include its RockStar assets in Howard and Martin Counties, Texas, its Sweetie Peck assets in Upton and Midland Counties, and Klondike assets in Dawson and northern Martin counties (Midland Basin).

TEN – KEY STATS

Name:	Tsakos Energy Navigation Ltd
Stock buyback:	TEN buyback
Website:	www.tenn.gr
Sector:	Oil & Gas Equipment & Services

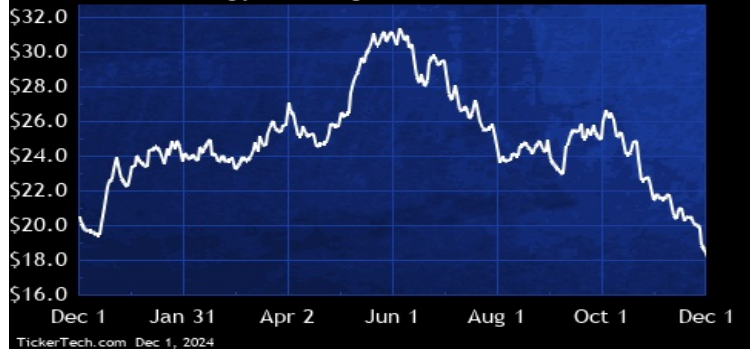
TEN DIVIDEND HISTORY



TickerTech.com Nov 30, 2024

TEN – 9.7% YIELD

Tsakos Energy Navigation Ltd

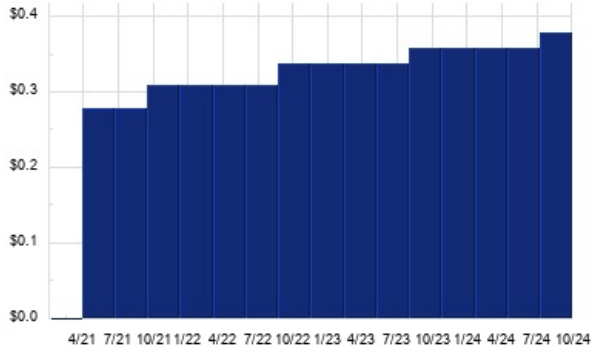


Tsakos Energy Navigation Ltd is a Greece-based provider of international seaborne crude oil and petroleum product transportation services. Co. operates through the maritime transportation of liquid energy-related products segment. Co.'s fleet consists of 70 vessels, constituting a mix of crude tankers, product tankers, and liquefied natural gas (LNG) carriers, totaling more than 7 million dwt. It includes VLCC, Aframax, Panamax, handysize, handymax tankers, LNG carrier, and DP2 shuttle tankers, which allows the Co. to serve its customers' international petroleum product and crude oil transportation needs.

REPX — KEY STATS

Name:	Riley Exploration Permian Inc
Website:	www.tengasco.com
Sector:	Oil & Gas Exploration & Production
36 Month Beta:	1.33
Total Market Cap:	\$752,000,000
% Held by Institutions:	74.83%
% Held by ETFs:	5.77%

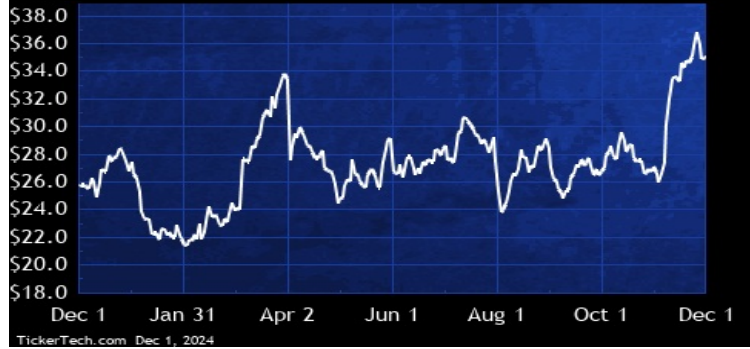
REPX DIVIDEND HISTORY



TickerTech.com Dec 1, 2024

REPX — 4.3% YIELD

Riley Exploration Permian Inc

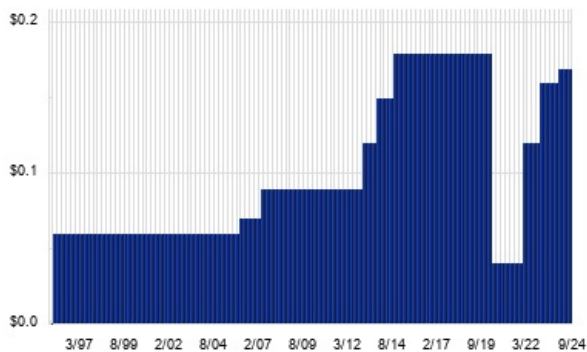


Riley Exploration Permian, Inc., together with its subsidiaries is an independent oil and natural gas company. Co. is focused on the acquisition, exploration, development and production of oil, natural gas, and natural gas liquids. Co. focuses on horizontal drilling and completions applied to conventional formations in the Permian Basin. The Permian Basin is an oil and natural gas producing area located in West Texas and the adjoining area of Southeastern New Mexico covering an area approximately 250 miles wide and 300 miles long, and encompasses several sub-basins, including the Delaware Basin, Midland Basin, Central Basin Platform and Northwest Shelf.

HAL — KEY STATS

Name:	Halliburton Company
Stock buyback:	HAL buyback
Website:	www.halliburton.com
Sector:	Oil & Gas Equipment & Services
36 Month Beta:	0.77
Total Market Cap:	\$28,007,000,000
% Held by Institutions:	82.4%
% Held by ETFs:	18.14%

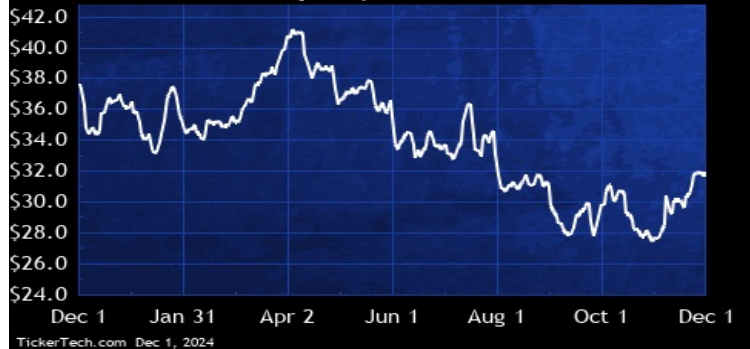
HAL DIVIDEND HISTORY



TickerTech.com Dec 1, 2024

HAL — 2.1% YIELD

Halliburton Company

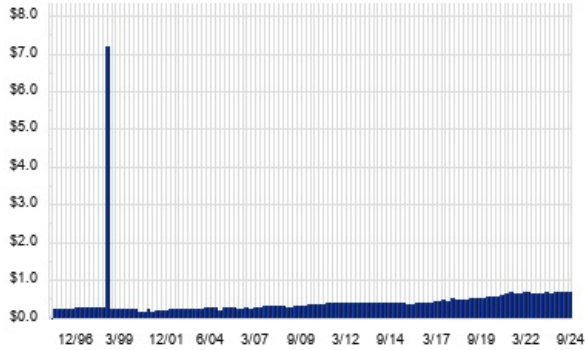


Halliburton Co. is a provider of products and services to the energy industry. Co. operates through two segments: Completion and Production and the Drilling and Evaluation. Completion and Production segment delivers cementing, stimulation, specialty chemicals, intervention, pressure control, artificial lift, and completion products and services. The segment consists of the product service lines, such as artificial lift, cementing, completion tools, multi-chem, pipeline and process services, production enhancement and production solutions.

TRP — KEY STATS

Name:	TC Energy Corp
Website:	www.tcenergy.com
Sector:	Oil & Gas Equipment & Services
36 Month Beta:	0.87
Total Market Cap:	\$37,313,000,000
% Held by Institutions:	82.28%
% Held by ETFs:	0.55%

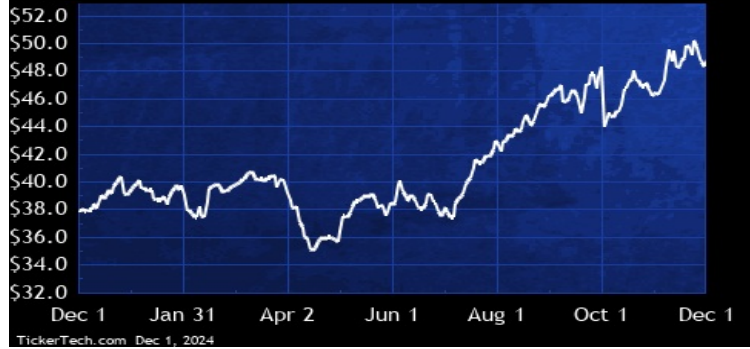
TRP DIVIDEND HISTORY



TickerTech.com Nov 30, 2024

TRP — 6.8% YIELD

TC Energy Corp

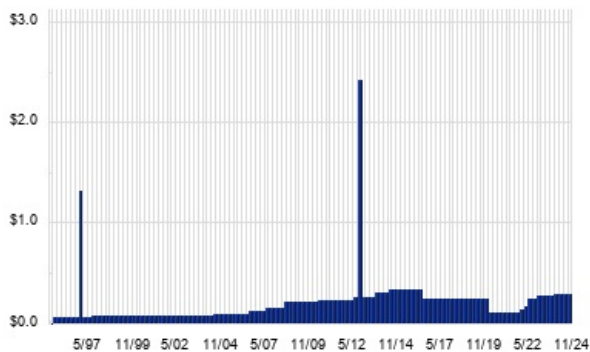


TC Energy Corporation is a Canada-based energy problem solver working to move, generate and store the energy in North America. Co.'s segments include Canadian Natural Gas Pipelines, U.S. Natural Gas Pipelines and Mexico Natural Gas Pipelines, and Power and Energy Solutions. Co.'s business includes Energy Solutions, Natural Gas, and Power and Storage. The Natural Gas business includes its 93,600 kilometers (km) (58,100 miles) network of natural gas pipelines, which supplies more than 30 % of the clean-burning natural gas consumed daily across North America to heat homes, fuel industries and generate power.

MUR — KEY STATS

Name:	Murphy Oil Corp
Stock buyback:	MUR buyback
Website:	www.murphyoilcorp.com
Sector:	Oil & Gas Exploration & Production
36 Month Beta:	0.89
Total Market Cap:	\$4,744,000,000
% Held by Institutions:	80.14%
% Held by ETFs:	22.13%

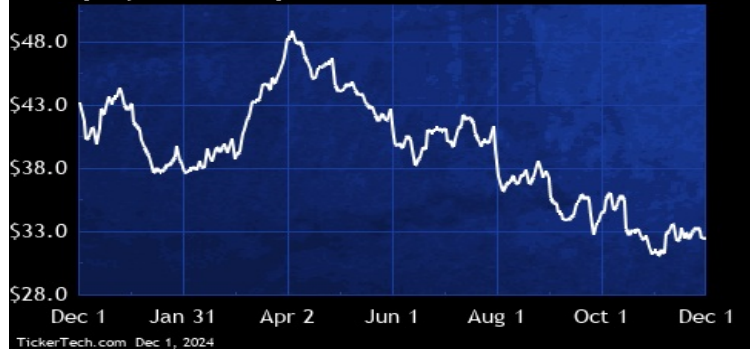
MUR DIVIDEND HISTORY



TickerTech.com Dec 1, 2024

MUR — 3.7% YIELD

Murphy Oil Corp

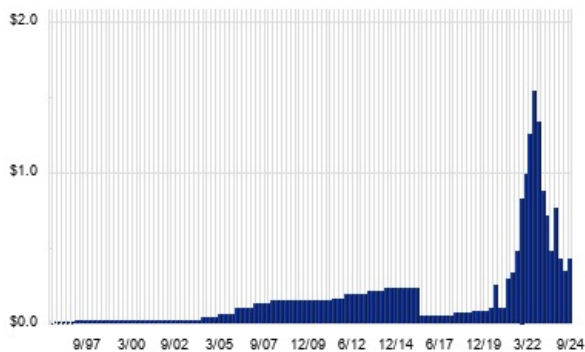


Murphy Oil Corporation is an independent oil and gas exploration and production company. Co. is engaged in both onshore and offshore operations and properties. Co.'s geographic segments include the U.S., Canada, and all other countries. It produces crude oil, natural gas and natural gas liquids primarily in the U.S. and Canada and explores for crude oil, natural gas and natural gas liquids in targeted areas worldwide. In the U.S., it produces crude oil, natural gas liquids and natural gas primarily from fields in the Gulf of Mexico and in the Eagle Ford Shale area of South Texas.

DVN — KEY STATS

Name:	Devon Energy Corp.
Stock buyback:	DVN buyback
Website:	www.devonenergy.com
Sector:	Oil & Gas Exploration & Production
36 Month Beta:	0.74
Total Market Cap:	\$23,695,000,000
% Held by Institutions:	71.33%
% Held by ETFs:	19.23%

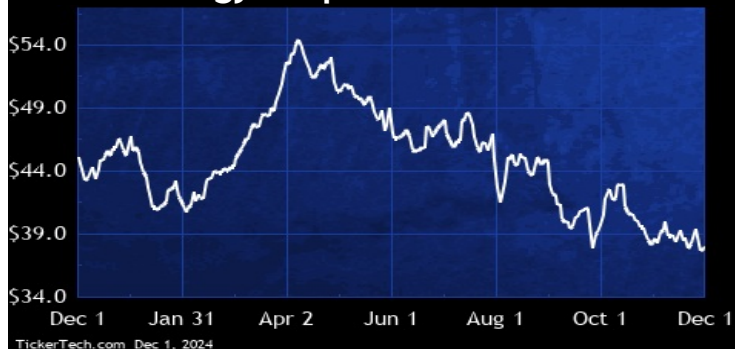
DVN DIVIDEND HISTORY



TickerTech.com Dec 1, 2024

DVN — 2.3% YIELD

Devon Energy Corp.

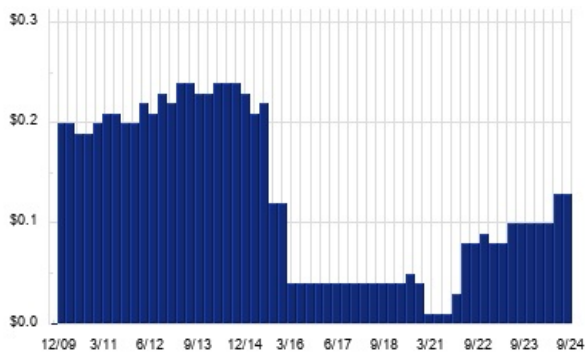


Devon Energy Corporation is an oil and gas producer in the U.S. with a multi-basin portfolio. Co. is primarily engaged in the exploration, development and production of oil, natural gas and natural gas liquids (NGLs). Its oil and gas properties include Delaware Basin, Eagle Ford, Anadarko Basin, Williston Basin and Powder River Basin. The Delaware Basin operates in southeast New Mexico and across the state line into west Texas. It offers exploration and development opportunities from many geologic reservoirs and play types, including the oil-rich Wolfcamp, Bone Spring, Avalon and Delaware formations. The Eagle Ford operations are located in Texas' DeWitt and Karnes counties.

CVE — KEY STATS

Name:	Cenovus Energy Inc
Stock buyback:	CVE buyback
Website:	www.cenovus.com
Sector:	Oil & Gas Exploration & Production
36 Month Beta:	0.42
Total Market Cap:	\$13,091,000,000
% Held by Institutions:	70.31%
% Held by ETFs:	0.37%

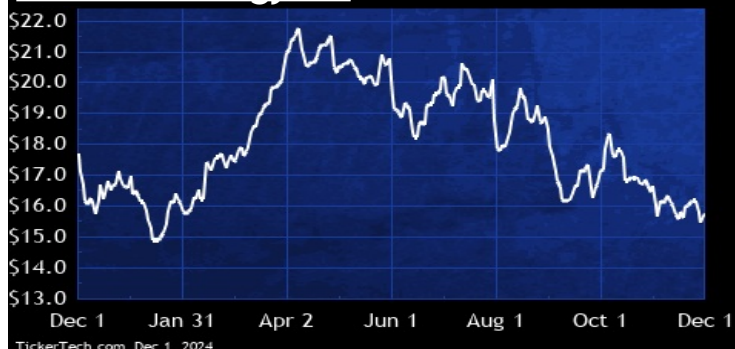
CVE DIVIDEND HISTORY



TickerTech.com Dec 1, 2024

CVE — 4.6% YIELD

Cenovus Energy Inc



Cenovus Energy Inc. is a Canada-based integrated energy company. Co. has oil and natural gas production operations in Canada and the Asia Pacific region, and upgrading, refining and marketing operations in Canada and the U.S.. Co.'s segments include Upstream, Downstream, and Corporate and Eliminations. Its Upstream segment includes Oil Sands, Conventional, and Offshore. Its Downstream segment consists of Canadian Manufacturing, and U.S. Manufacturing.

 **Energy Stock Channel**

 **Dividend Channel**

Nothing in Dividend Channel is intended to be investment advice, nor does it represent the opinion of, counsel from, or recommendations by BNK Invest Inc. or any of its affiliates, subsidiaries or partners. None of the information contained herein constitutes a recommendation that any particular security, portfolio, transaction, or investment strategy is suitable for any specific person. All viewers agree that under no circumstances will BNK Invest, Inc., its subsidiaries, partners, officers, employees, affiliates, or agents be held liable for any loss or damage caused by your reliance on information obtained. By visiting, using or viewing this site, you agree to the following [Full Disclaimer & Terms of Service](#). Video widget and dividend videos powered by Market News Video. Quote data delayed at least 20 minutes; data powered by Ticker Technologies, and Mergent. [Contact Dividend Channel](#); [Meet Our Editorial Staff](#).