

10 Yield Gushing Energy Stocks

<http://www.energystockchannel.com/>

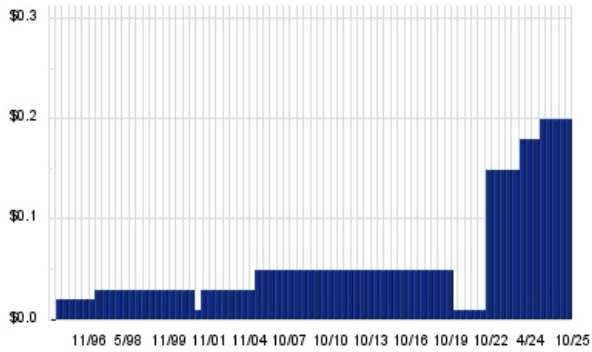
Energy Stock Channel paired our coverage universe of energy stocks, with Dividend Channel's proprietary DividendRank formula, to bring you this list of 10 top ranked energy dividend stocks. The DividendRank formula considers a variety of data – dividend history & yield, book value, quarterly earnings – and compares it to the stock's trading data to come up with certain calculations about profitability and about the stock's valuation (whether we think it looks "cheap" or "expensive"). The result is this list of the top most "interesting" ideas that merit further research.



SM – KEY STATS

Name: SM Energy Co.
Website: www.sm-energy.com
Sector: Oil & Gas Exploration & Production

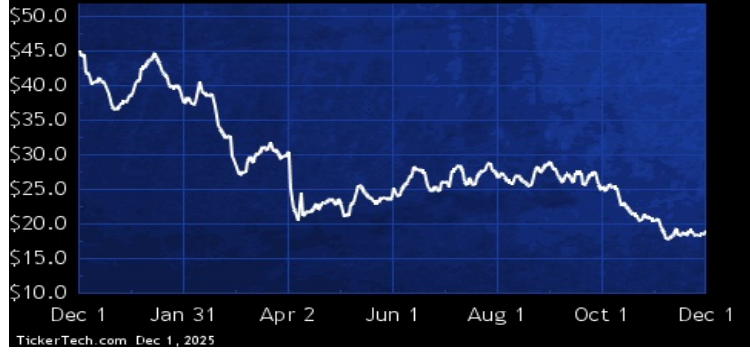
SM DIVIDEND HISTORY



TickerTech.com Dec 1, 2025

SM – 4.2% YIELD

SM Energy Co.

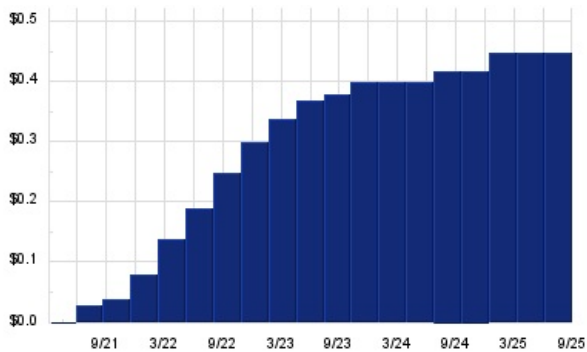


SM Energy Co. is an independent energy company. Co. is engaged in the acquisition, exploration, development, and production of oil, gas, and natural gas liquid (NGL) in the state of Texas. Co.'s asset portfolio is comprised of assets in the Midland Basin of West Texas and in the Maverick Basin of South Texas. Co.'s Midland Basin assets are located in the Permian Basin in West Texas and are comprised of approximately 110,000 net acres and include its RockStar assets in Howard and Martin Counties, Texas, its Sweetie Peck assets in Upton and Midland Counties, and Klondike assets in Dawson and northern Martin counties (Midland Basin).

NOG – KEY STATS

Name: Northern Oil & Gas Inc (MN)
Stock buyback: **NOG buyback**
Website: www.northernoil.com
Sector: Oil & Gas Exploration & Production

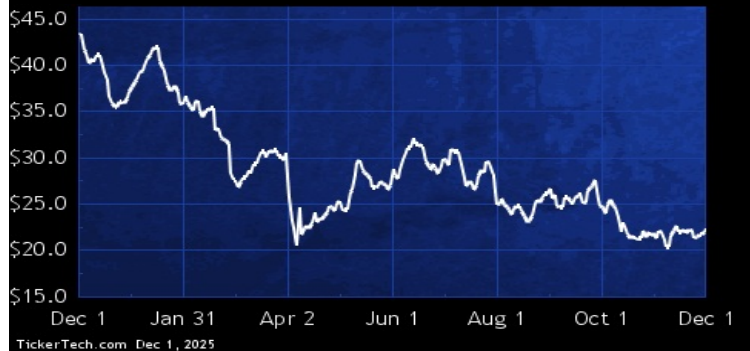
NOG DIVIDEND HISTORY



TickerTech.com Nov 29, 2025

NOG – 8.0% YIELD

Northern Oil & Gas Inc

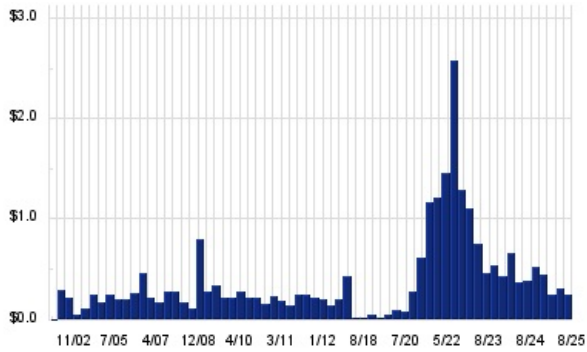


Northern Oil and Gas, Inc. is a real asset company that focuses on acquiring and investing in non-operated minority working and mineral interests in the hydrocarbon producing basins within the contiguous U.S.. Its business is crude oil and natural gas exploration, development, and production with operations in the U.S.. Its 300,000-acre portfolio is distributed across the Williston, Permian and Appalachia Basins. Its portfolio comprises 300,000 acres of low-breakeven land with over 10,000 wells. Diversified by basin and across commodity type, its wells are operated by over 100 public and private operators.

PBR — KEY STATS

Name: [Petroleo Brasileiro SA](#)
 Website: www.petrobras.com.br
 Sector: [Oil & Gas Exploration & Production](#)

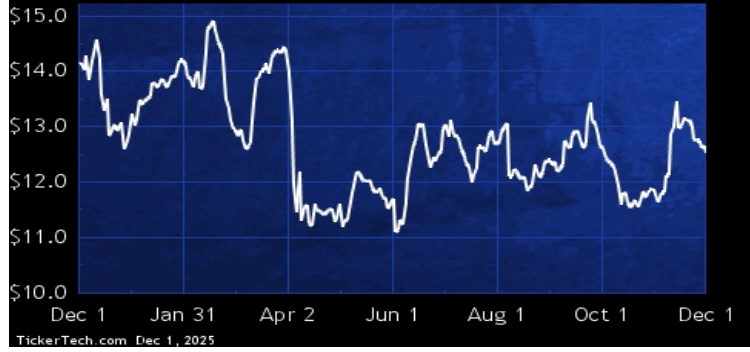
PBR DIVIDEND HISTORY



TickerTech.com Nov 29, 2025

PBR — 5.7% YIELD

Petroleo Brasileiro SA

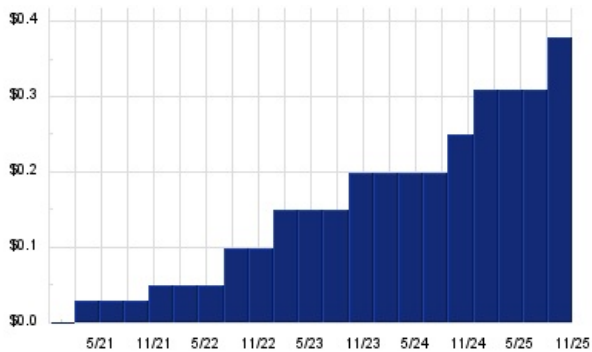


Petroleo Brasileiro S.A.-Petrobras is an oil, natural gas, and energy company involved in prospecting, drilling, refining, processing, trading, and transporting crude oil from onshore and offshore fields and shale. Its segments include Exploration and Production (crude oil, natural gas liquids, and natural gas), Refining, Transportation and Marketing (refining, logistics, transport, trading of oil products, ethanol export, and shale processing), Gas and Power (natural gas transport and trading), Biofuels (biodiesel and ethanol production), and Distribution (via Petrobras Distribuidora S.A.).

MTDR — KEY STATS

Name: [Matador Resources Co](#)
 Website: www.matadorresources.com
 Sector: [Oil & Gas Exploration & Production](#)

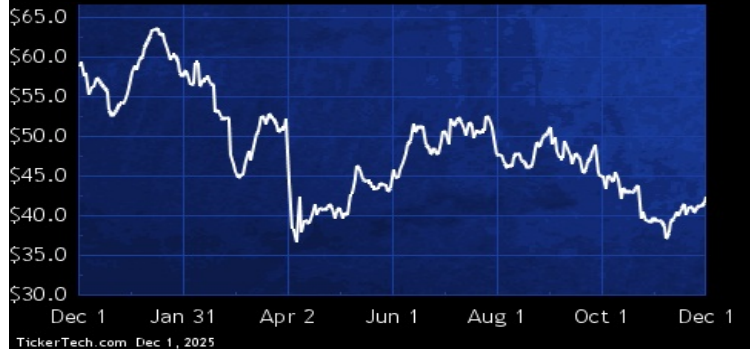
MTDR DIVIDEND HISTORY



TickerTech.com Dec 1, 2025

MTDR — 3.5% YIELD

Matador Resources Co

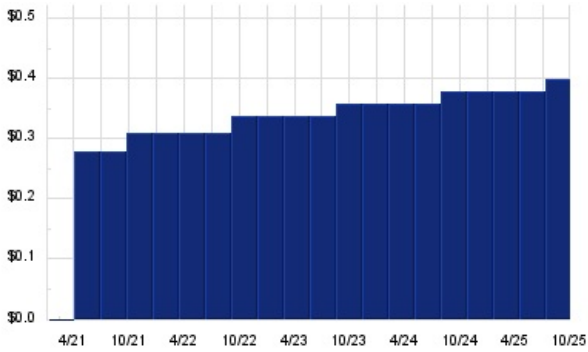


Matador Resources Co. is an independent energy company. Co. is engaged in the exploration, development, production and acquisition of oil and natural gas resources in the U.S., with an emphasis on oil and natural gas shale and other unconventional plays. It operates through two segments: exploration and production and midstream. The exploration and production segment are engaged in the exploration, development, production and acquisition of oil and natural gas resources in the U.S. and is focused primarily on the oil and liquids-rich portion of the Wolfcamp and Bone Spring plays in the Delaware Basin in Southeast New Mexico and West Texas.

REPX — KEY STATS

Name: Riley Exploration Permian Inc
 Website: www.tengasco.com
 Sector: Oil & Gas Exploration & Production

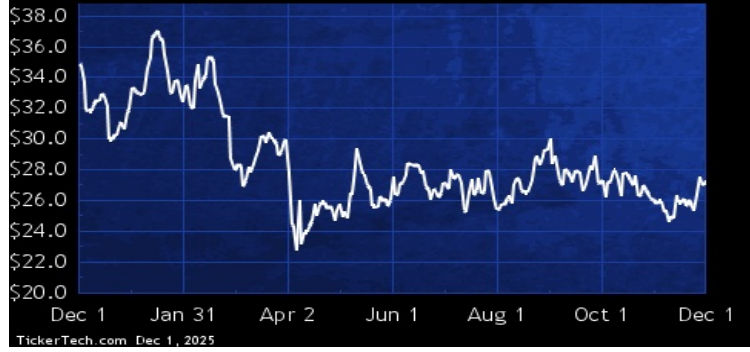
REPX DIVIDEND HISTORY



TickerTech.com Nov 29, 2025

REPX — 5.8% YIELD

Riley Exploration Permian Inc

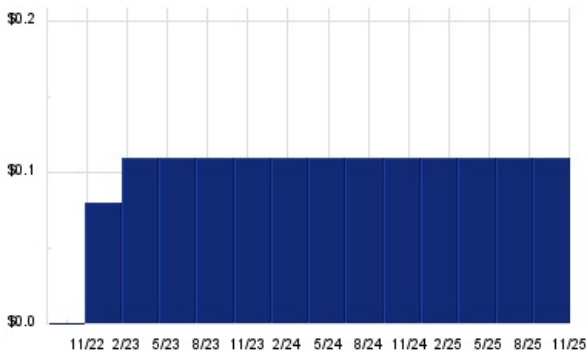


Riley Exploration Permian, Inc., together with its subsidiaries is an independent oil and natural gas company. Co. is focused on the acquisition, exploration, development and production of oil, natural gas, and natural gas liquids. Co. focuses on horizontal drilling and completions applied to conventional formations in the Permian Basin. The Permian Basin is an oil and natural gas producing area located in West Texas and the adjoining area of Southeastern New Mexico covering an area approximately 250 miles wide and 300 miles long, and encompasses several sub-basins, including the Delaware Basin, Midland Basin, Central Basin Platform and Northwest Shelf.

GRNT — KEY STATS

Name: Granite Ridge Resources Inc
 Sector: Oil & Gas Exploration & Production

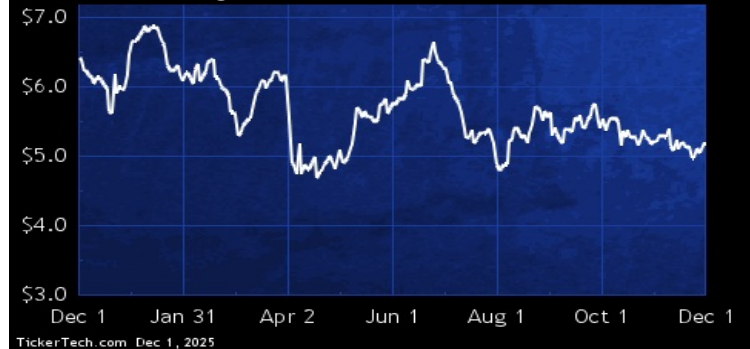
GRNT DIVIDEND HISTORY



TickerTech.com Dec 1, 2025

GRNT — 8.5% YIELD

Granite Ridge Resources Inc

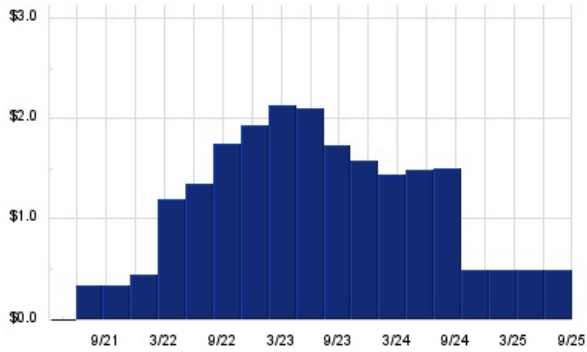


Granite Ridge Resources, Inc. is an oil and gas exploration and production company. It owns a portfolio of wells and top-tier acreage across the Permian and four other prolific unconventional basins across the U.S.. It holds interests in wells in core operating areas of the Permian, Eagle Ford, Bakken, Haynesville and Denver-Julesburg (DJ) plays. It owns an interest in approximately 2,826 gross (176.50 net) producing wells, 309,472. The Permian Basin extends from southeastern New Mexico into west Texas. The Permian Basin consists of mature legacy onshore oil and liquids-rich natural gas reservoirs.

CIVI — KEY STATS

Name: Civitas Resources Inc
Website: www.civitasresources.com
Sector: Oil & Gas Exploration & Production

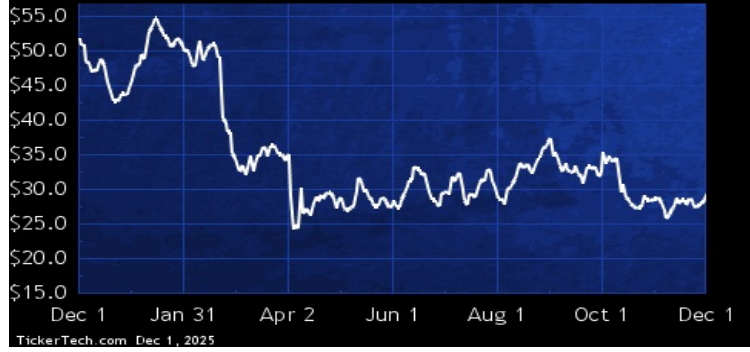
CIVI DIVIDEND HISTORY



TickerTech.com Dec 1, 2025

CIVI — 6.8% YIELD

Civitas Resources Inc

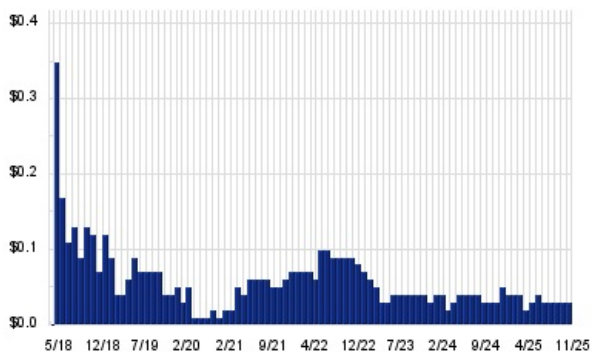


Civitas Resources, Inc. is an independent, domestic oil and gas producer focused on development of its assets in the Denver-Julesburg (DJ) and Permian Basins. Co.'s operations are focused along the Denver-Julesburg (DJ), Delaware and Midland Basins. Its development facilities are located in counties across the Front Range of northern and central Colorado, as well as Southeastern New Mexico and West Texas. Its acreage position in the DJ Basin is about 453,600 net acres and, in the Permian Basin, it is about 68,500 net acres. Co. has a total production of about 280,000 barrels of oil equivalent (BOE).

PRT — KEY STATS

Name: PermRock Royalty Trust
Website: www.permrock.com
Sector: Oil & Gas Exploration & Production

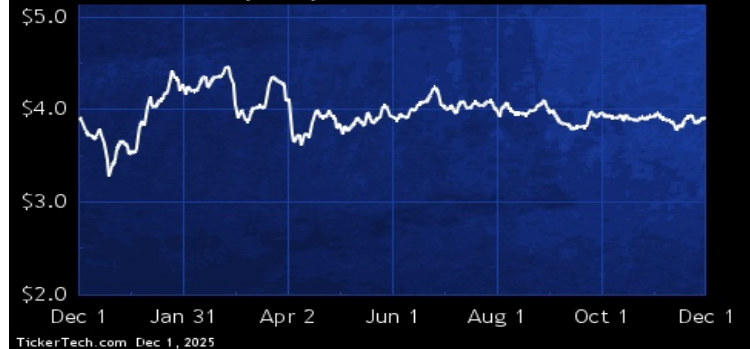
PRT DIVIDEND HISTORY



TickerTech.com Nov 29, 2025

PRT — 8.8% YIELD

PermRock Royalty Trust

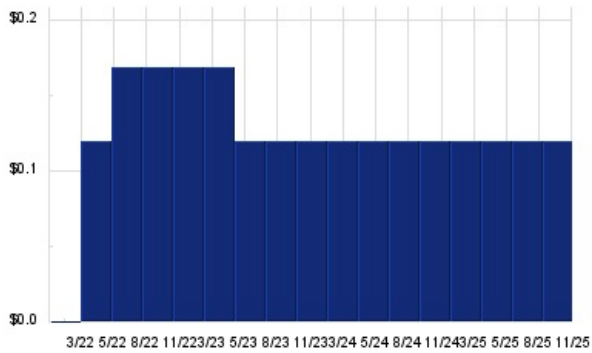


PermRock Royalty Trust (the Trust) is a statutory trust. The Trust owns a net profits interest representing the right to receive 80% of the net profits from the sale of oil and natural gas production from certain properties owned by Boaz Energy II, LLC (Boaz Energy) in the Permian Basin of West Texas. The underlying properties consist of about 31,354 gross (22,394 net) acres in the Permian Basin. The Permian Basin extends over 75,000 square miles in West Texas and Southeastern New Mexico. The underlying properties consist of four operating areas. Permian Clearfork area consists of about 2,434 net acres on the Central Basin Platform of the Permian Basin in Hockley and Terry Counties, Texas.

CRGY — KEY STATS

Name: Crescent Energy Co
Sector: Oil & Gas Exploration & Production

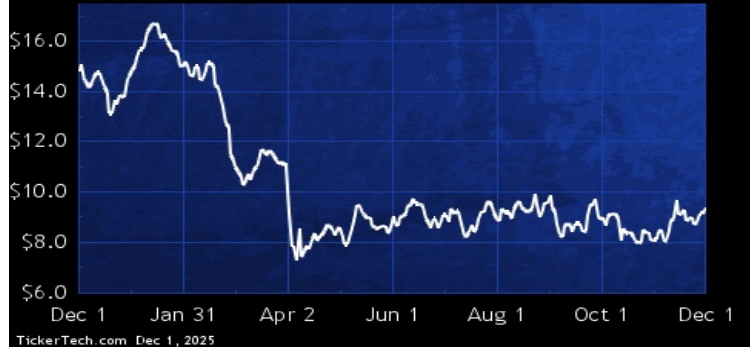
CRGY DIVIDEND HISTORY



TickerTech.com Nov 29, 2025

CRGY — 5.1% YIELD

Crescent Energy Co

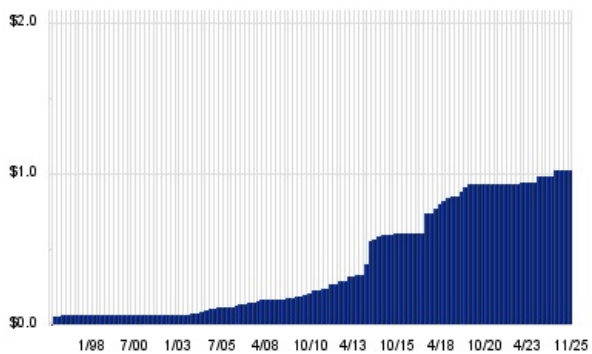


Crescent Energy Co. is an energy company. Co.'s operations are focused on Texas and the Rockies with active development in the Eagle Ford and Uinta basins. It also operates conventional assets in Wyoming, where it is active in carbon capture, use and storage (CCUS). It is an operator in the Eagle Ford with a proven ability to scale and safely capture operational upside. It operates in both the oil and condensate windows of the Eagle Ford. Its Uinta position has a large inventory of low-risk undeveloped locations with significant resource potential across multiple, prolific formations.

OKE — KEY STATS

Name: ONEOK Inc
Stock buyback: OKE buyback
Website: www.oneok.com
Sector: Oil & Gas Exploration & Production

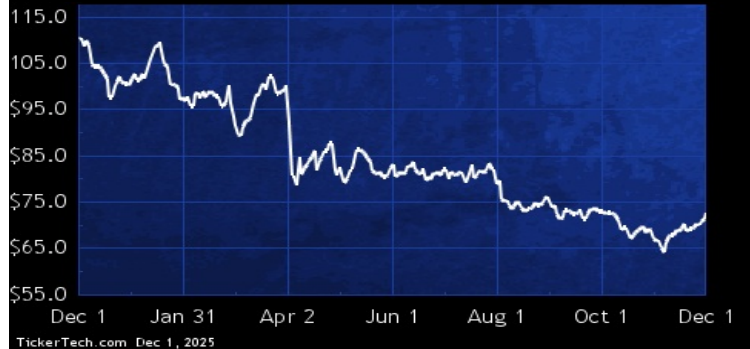
OKE DIVIDEND HISTORY



TickerTech.com Nov 29, 2025

OKE — 5.7% YIELD

ONEOK Inc



Oneok, Inc. is a midstream service provider offering gathering, processing, fractionation, transportation, storage, and marine export services. It operates in four segments: Natural Gas Gathering and Processing (serving producers in the northern and central U.S.), Natural Gas Liquids (handling NGLs in the southern and Rocky Mountain regions), Natural Gas Pipelines (transporting and storing natural gas), and Refined Products and Crude (handling refined products and crude oil, plus related commodity activities). These operations span several key U.S. regions, including North Dakota, Montana, Wyoming, Kansas, Oklahoma, Texas, New Mexico, and the Rocky Mountains.

 **Energy Stock Channel**

 **Dividend Channel**

Nothing in Dividend Channel is intended to be investment advice, nor does it represent the opinion of, counsel from, or recommendations by BNK Invest Inc. or any of its affiliates, subsidiaries or partners. None of the information contained herein constitutes a recommendation that any particular security, portfolio, transaction, or investment strategy is suitable for any specific person. All viewers agree that under no circumstances will BNK Invest, Inc., its subsidiaries, partners, officers, employees, affiliates, or agents be held liable for any loss or damage caused by your reliance on information obtained. By visiting, using or viewing this site, you agree to the following [Full Disclaimer & Terms of Service](#). Video widget and dividend videos powered by Market News Video. Quote data delayed at least 20 minutes; data powered by Ticker Technologies, and Mergent. [Contact Dividend Channel](#); [Meet Our Editorial Staff](#).

