

10 Yield Gushing Energy Stocks

<http://www.energystockchannel.com/>

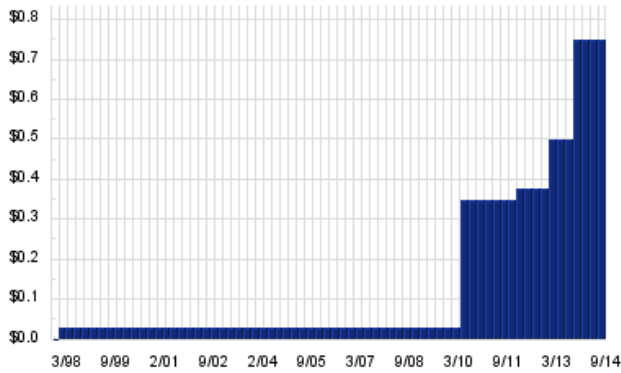
Energy Stock Channel paired our coverage universe of energy stocks, with Dividend Channel's proprietary DividendRank formula, to bring you this list of 10 top ranked energy dividend stocks. The DividendRank formula considers a variety of data – dividend history & yield, book value, quarterly earnings – and compares it to the stock's trading data to come up with certain calculations about profitability and about the stock's valuation (whether we think it looks "cheap" or "expensive"). The result is this list of the top most "interesting" ideas that merit further research.



ESV – Key Stats

Name:	Enscopl
Website:	www.enscoplc.com
Sector:	Oil & Gas Exploration & Production
36 Month Beta:	1.28
Total Market Cap:	\$8,703,000,000
% Held by Institutions:	79.42%
% Held by ETFs:	6.18%

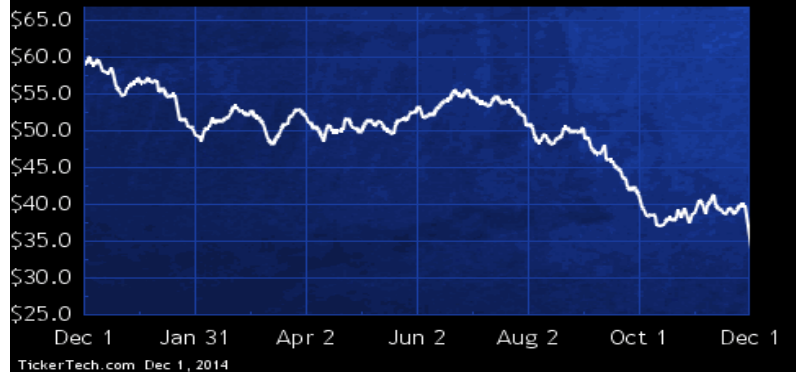
ESV Dividend History



TickerTech.com Nov 28, 2014

ESV – 8.9% Yield

Enscopl



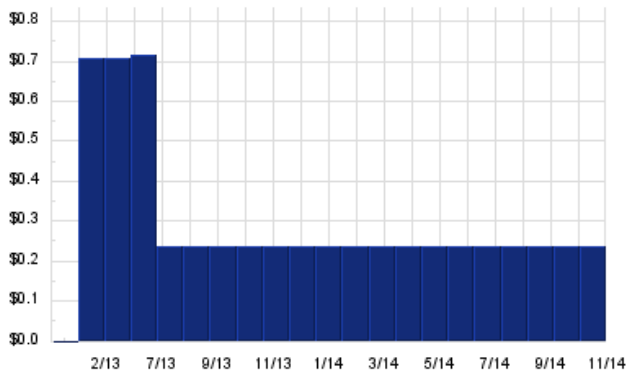
TickerTech.com Dec 1, 2014

Enscopl is a global offshore contract drilling company. As of Dec 31 2013, Co. owned and operated an offshore drilling rig fleet of 74 rigs, including six rigs under construction. Co.'s rig fleet includes 10 drillships, 13 dynamically positioned semisubmersible rigs, six moored semisubmersible rigs and 45 jackup rigs. The markets in which Co. operates include the U.S. Gulf of Mexico, Mexico, Brazil, the Mediterranean, the North Sea, the Middle East, West Africa, Australia and Southeast Asia. Co. has three operating segments: floaters, which includes its drillships and semisubmersible rigs, jackups and other, which consists of management services on rigs owned by third-parties.

LNCO – Key Stats

Name:	LinnCo, LLC
Website:	www.linnco.com
Sector:	Oil & Gas Exploration & Production
36 Month Beta:	0.12
Total Market Cap:	\$2,580,000,000
% Held by Institutions:	59.18%
% Held by ETFs:	0.32%

LNCO Dividend History



TickerTech.com Nov 28, 2014

LNCO – 17.7% Yield

LinnCo, LLC



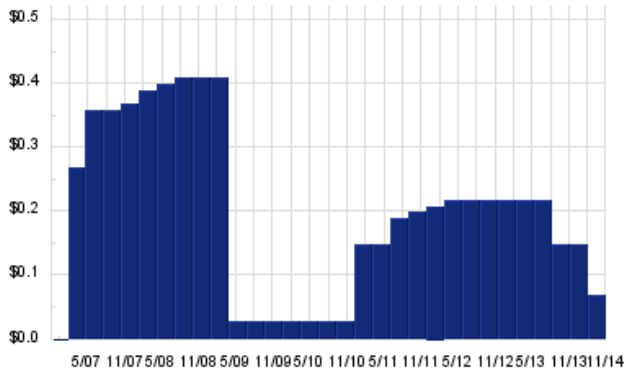
TickerTech.com Dec 1, 2014

LinnCo is engaged as an independent oil and natural gas company through its subsidiary, Linn Energy, LLC.

EROC – Key Stats

Name:	Eagle Rock Energy Partners LP
Website:	www.eaglerockenergy.com
Sector:	Oil & Gas Equipment & Services

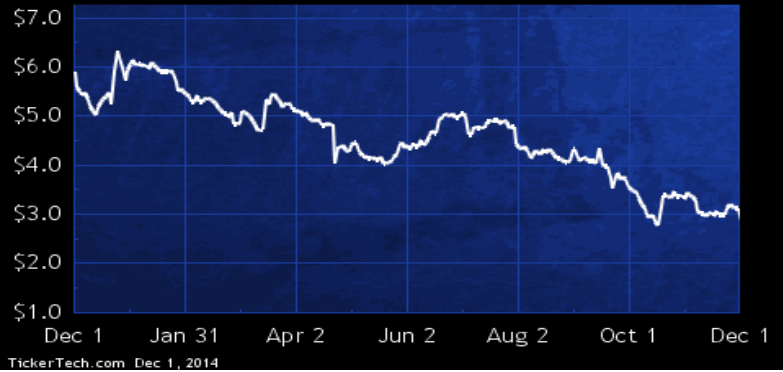
EROC Dividend History



TickerTech.com Nov 29, 2014

EROC – 9.8% Yield

Eagle Rock Energy Partners LP

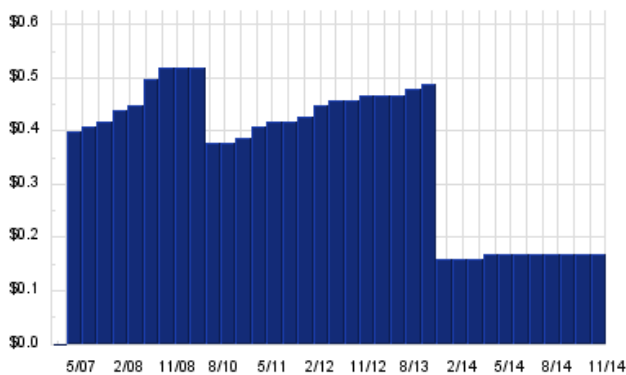


Eagle Rock Energy Partners is a limited partnership engaged in the following two businesses: Midstream, which focuses on gathering, compressing, treating, processing, transporting, marketing and trading natural gas, fractionating, transporting and marketing natural gas liquids, and crude oil and condensate logistics and marketing; and Upstream, which focuses on developing and producing oil and natural gas property interests. As of Dec 31 2013, Co.'s estimated net proved reserves in the Upstream business were 346.30 billion cubic feet equivalent, which consisted of 177.20 billion cubic feet of natural gas, 13.5 million barrels (MMBbls) of oil, and 14.6 MMBbls of natural gas liquids.

BBEP – Key Stats

Name:	Breitburn Energy Partners LP
Sector:	Oil & Gas Exploration & Production
36 Month Beta:	0.89
Total Market Cap:	\$2,059,000,000
% Held by Institutions:	22.06%
% Held by ETFs:	0.30%

BBEP Dividend History



TickerTech.com Nov 28, 2014

BBEP – 15.8% Yield

Breitburn Energy Partners LP

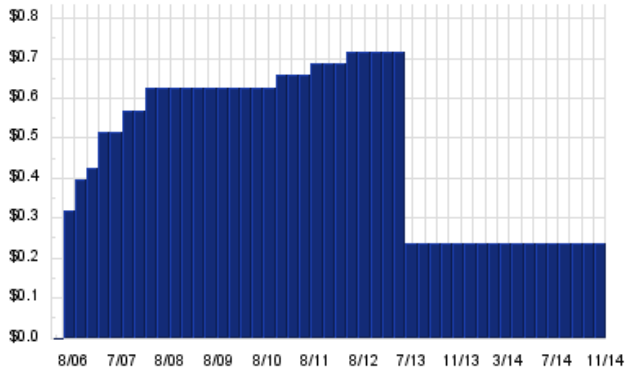


Breitburn Energy Partners is an independent oil and gas partnership focused on the acquisition, exploitation and development of oil, natural gas liquids and gas properties in the U.S. Co.'s assets are located primarily in: the Antrim Shale and several non-Antrim formations in Michigan; the Oklahoma Panhandle; the Permian Basin in Texas; the Evanston, Green River, Wind River, Big Horn and Powder River Basins in Wyoming; the Los Angeles and San Joaquin Basins in California; the Sunniland Trend in Florida; and the New Albany Shale in Indiana and Kentucky. As of Dec 31 2013, Co.'s total estimated proved reserves were 214.3 million barrels of oil equivalent.

LINE — Key Stats

Name:	Linn Energy LLC
Website:	www.linnenergy.com
Sector:	Oil & Gas Exploration & Production
36 Month Beta:	0.65
Total Market Cap:	\$7,281,000,000
% Held by Institutions:	12.83%
% Held by ETFs:	0.14%

LINE Dividend History



TickerTech.com Nov 28, 2014

LINE — 15.9% Yield

Linn Energy LLC

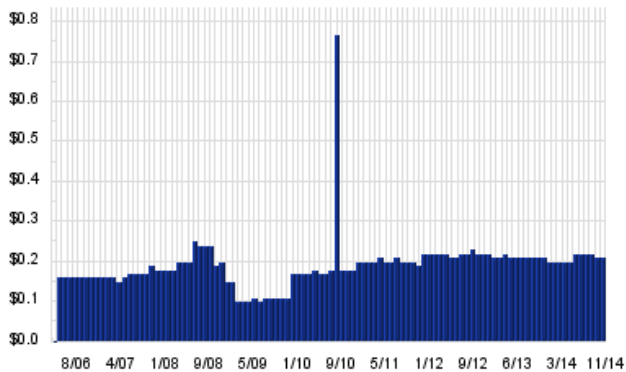


Linn Energy is an independent oil and natural gas company. Co.'s properties are located in seven operating regions in the U.S., including Rockies, which includes properties located in Wyoming (Green River Basin and Powder River Basin), Utah (Uinta Basin), North Dakota (Williston Basin) and Colorado (Piceance Basin); Mid-Continent; Texas Panhandle; Hugoton Basin, which includes properties located primarily in Kansas and the Shallow Texas Panhandle; California, which includes the San Joaquin Valley Basin and the Los Angeles Basin; Permian Basin; Michigan/Illinois; and East Texas. At Dec 31 2013, Co. had estimated total proved reserves of 6.40 trillion cubic feet of gas equivalent.

BTE — Key Stats

Name:	Baytex Energy Corp
Website:	www.baytexenergy.com
Sector:	Oil & Gas Exploration & Production
36 Month Beta:	1.26
Total Market Cap:	\$3,319,000,000
% Held by Institutions:	68.83%
% Held by ETFs:	0.42%

BTE Dividend History



TickerTech.com Nov 29, 2014

BTE — 12.9% Yield

Baytex Energy Corp

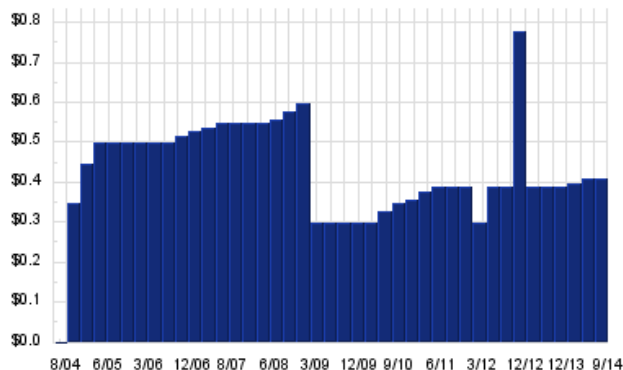


Baytex Energy is a conventional oil and gas company engaged in the acquisition, development and production of petroleum and natural gas in the Western Canadian Sedimentary Basin and the United States. As of Dec 31 2010, total proved reserves for light and medium oil consisting of 18,416 thousand barrels gross (15,335 thousand barrels net), heavy oil consisting of 104,978 thousand barrels gross (87,384 thousand barrels net), natural gas liquids consisting of 2,825 thousand barrels gross (2,015 thousand barrels net) and natural gas consisting of 83,800 million cubic feet gross (70,300 million cubic feet net).

SFL – Key Stats

Name:	Ship Finance International Ltd
Website:	www.shipfinance.org
Sector:	Oil & Gas Equipment & Services
36 Month Beta:	1.18
Total Market Cap:	\$1,599,000,000
% Held by Institutions:	33.65%
% Held by ETFs:	2.64%

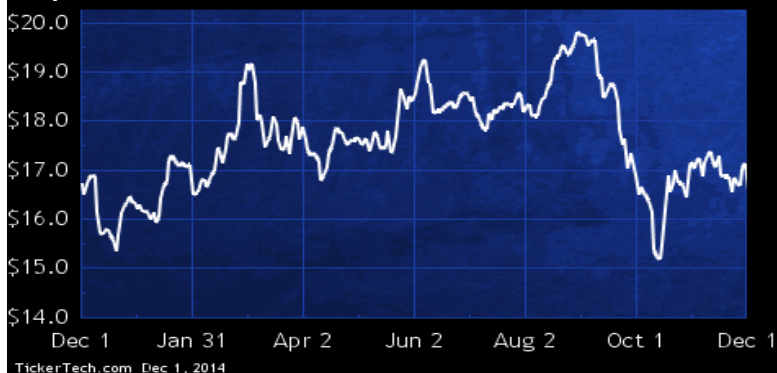
SFL Dividend History



TickerTech.com Nov 29, 2014

SFL – 9.9% Yield

Ship Finance International Ltd

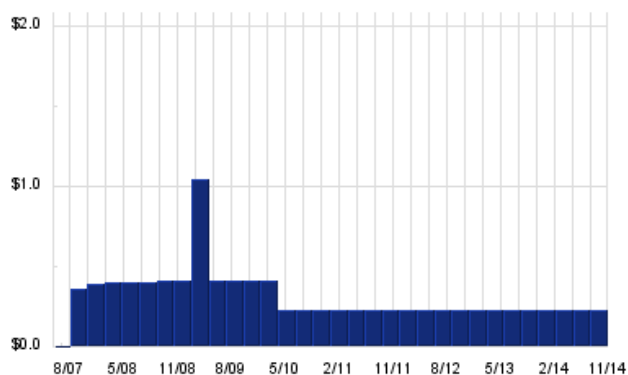


Ship Finance International is holding company. Through its subsidiaries, Co. is engaged in the ownership and operation of vessels and offshore related assets; as well as the charter, purchase and sale of assets. Co. operates through subsidiaries, partnerships and branches located in Bermuda, Cyprus, Malta, Liberia, Norway, Singapore, the United Kingdom and the Marshall Islands. As at April 12, 2013, Co.'s assets consist of 24 oil tankers, 12 drybulk carriers, 11 container vessels (including two chartered-in 13,800 TEU vessels), two car carriers, one jack-up drilling rig, three ultra-deepwater drilling units, six offshore supply vessels and two chemical tankers.

CPLP – Key Stats

Name:	Capital Product Partners L.P.
Website:	www.capitalpplp.com
Sector:	Oil & Gas Equipment & Services
36 Month Beta:	1.74
Total Market Cap:	\$720,000,000
% Held by Institutions:	44.89%
% Held by ETFs:	0.27%

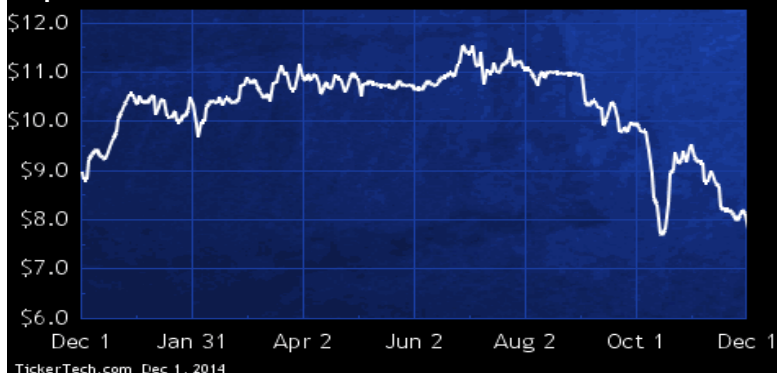
CPLP Dividend History



TickerTech.com Nov 28, 2014

CPLP – 11.9% Yield

Capital Product Partners L.P.



Capital Product Partners is an international tanker company and Co.'s vessels trade on a worldwide basis and are capable of carrying crude oil, refined oil products, such as gasoline, diesel, fuel oil and jet fuel, edible oils and certain chemicals such as ethanol as well as dry cargo and containerized goods. Co.'s fleet consists of 30 modern high specification vessels with an average age of approximately 5.8 years as of Dec 31 2013, consists of four Suezmax crude oil tankers, 18 modern MR tankers all of which are classed as IMO II/III vessels, seven postpanamax container carrier vessels and one Capesize bulk carrier.

 **Energy Stock Channel**

 **Dividend Channel**

Nothing in Dividend Channel is intended to be investment advice, nor does it represent the opinion of, counsel from, or recommendations by BNK Invest Inc. or any of its affiliates, subsidiaries or partners. None of the information contained herein constitutes a recommendation that any particular security, portfolio, transaction, or investment strategy is suitable for any specific person. All viewers agree that under no circumstances will BNK Invest, Inc., its subsidiaries, partners, officers, employees, affiliates, or agents be held liable for any loss or damage caused by your reliance on information obtained. By visiting, using or viewing this site, you agree to the following [Full Disclaimer & Terms of Service](#). Video widget and dividend videos powered by Market News Video. Quote data delayed at least 20 minutes; [data powered by Ticker Technologies](#), and Mergent. [Contact Dividend Channel](#); [Meet Our Editorial Staff](#).