


10 Yield Gushing Energy Stocks

<http://www.energystockchannel.com/>

Energy Stock Channel paired our coverage universe of energy stocks, with Dividend Channel's proprietary DividendRank formula, to bring you this list of 10 top ranked energy dividend stocks. The DividendRank formula considers a variety of data — dividend history & yield, book value, quarterly earnings — and compares it to the stock's trading data to come up with certain calculations about profitability and about the stock's valuation (whether we think it looks "cheap" or "expensive"). The result is this list of the top most "interesting" ideas that merit further research.



BBEP — KEY STATS

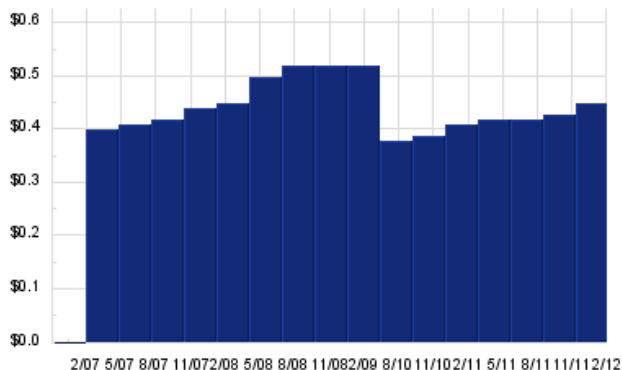
Name:	BreitBurn Energy Partners LP
Website:	www.breitburn.com

BBEP — 9.5% YIELD

[BreitBurn Energy Partners LP](#)

Sector:	<u>Oil & Gas Exploration & Production</u>
Number of ETFs Holding BBEP:	3 (<u>see which ones</u>)
Total Market Value Held by ETFs:	\$3,968,958
Total Market Capitalization:	\$1,122,000,000
% of Market Cap. Held by ETFs:	0.35%

BBEP DIVIDEND HISTORY



TickerTech.com Feb 15, 2012

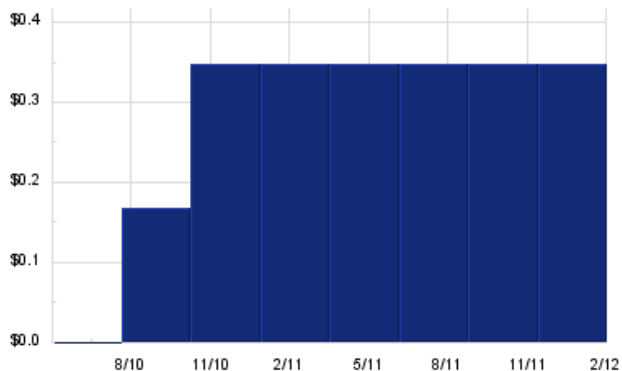


BreitBurn Energy Partners is an independent oil and gas partnership focused on the acquisition, exploitation and development of oil and gas properties in the U.S. Co.'s assets consist primarily of producing and non-producing crude oil and natural gas reserves located mainly in the Antrim Shale and other non-Antrim formations in Michigan, the Los Angeles Basin in California, the Wind River and Big Horn Basins in central Wyoming, the Sunniland Trend in Florida and the New Albany Shale in Indiana and Kentucky. As of Dec 31 2010, Co.'s total estimated proved reserves were 118.9 million barrels of oil equivalent, of which approximately 65.0 % was natural gas and 35.0% was crude oil.

NKA — KEY STATS

Name:	Niska Gas Storage Partners LLC
Website:	<u>www.niskapartners.com</u>
Sector:	<u>Oil & Gas Exploration & Production</u>
Number of ETFs Holding NKA:	2 (<u>see which ones</u>)
Total Market Value Held by ETFs:	\$1,894,857
Total Market Capitalization:	\$322,000,000
% of Market Cap. Held by ETFs:	0.59%

NKA DIVIDEND HISTORY



TickerTech.com Feb 15, 2012

NKA — 15.1% YIELD

Niska Gas Storage Partners LLC



Niska Gas Storage Partners owns and operates natural gas storage assets. Co. stores natural gas for a range of customers, such as financial institutions, marketers, pipelines, power generators, utilities and producers of natural gas. Co. provides storage services under Long-Term Firm contracts, whereby customers pay monthly reservation fees in exchange for the right to inject, store and withdraw volumes of natural gas on days and for periods selected by them. Co. also provides services under Short-Term Firm contracts, whereby customer pays a fixed fee to inject certain quantity of natural gas on a specified date or dates and to store that gas in Co.'s storage facilities until withdrawa.

EROC — KEY STATS

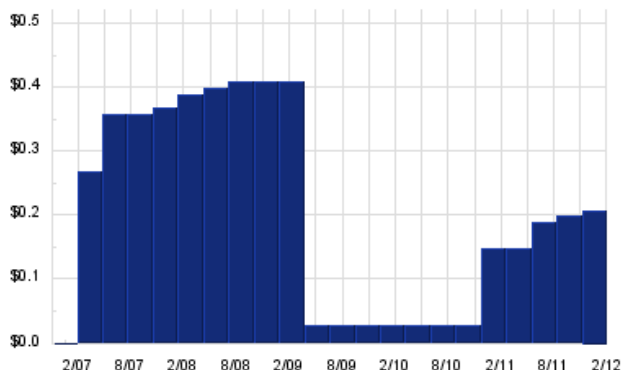
Eagle Rock Energy Partners

EROC — 7.5% YIELD

Eagle Rock Energy Partners LP

Name:	LP
Website:	www.eaglerockenergy.com
Sector:	Oil & Gas Equipment & Services
Number of ETFs Holding EROC:	1 (see which ones)
Total Market Value Held by ETFs:	\$85,108
Total Market Capitalization:	\$1,410,000,000
% of Market Cap. Held by ETFs:	0.01%

EROC DIVIDEND HISTORY

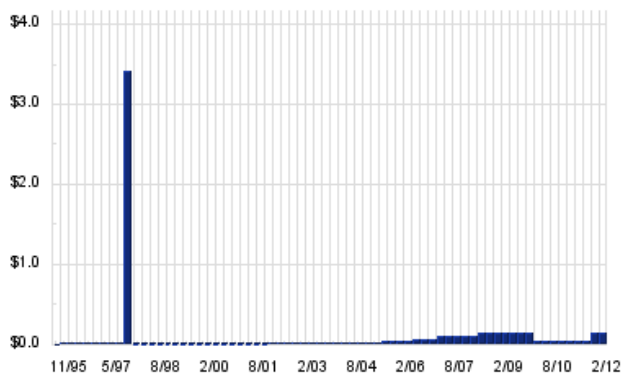


TickerTech.com Feb 15, 2012

VLO — KEY STATS

Name:	Valero Energy Corp.
Website:	www.valero.com
Sector:	Oil & Gas Refining & Marketing
Number of ETFs Holding VLO:	72 (see which ones)
Total Market Value Held by ETFs:	\$524,757,229.72
Total Market Capitalization:	\$13,685,000,000
% of Market Cap. Held by ETFs:	3.83%

VLO DIVIDEND HISTORY



TickerTech.com Feb 15, 2012

XTEX — KEY STATS



Eagle Rock Energy Partners is a limited partnership engaged in the business of gathering, compressing, treating, processing and transporting natural gas, fractionating and transporting natural gas liquids (NGLs) and marketing natural gas, condensate and NGLs in the Texas Panhandle, East Texas/Louisiana, South Texas, West Texas and Gulf of Mexico regions; and acquiring, developing and producing interests in oil and natural gas properties in Southern Alabama, East Texas, South Texas and West Texas. At Dec 31 2010, Co.'s proved reserves included about 38.40 billion cubic feet of natural gas, 8.7 million barrels of crude oil, and 6.2 million barrels of NGLs, of which 89.0% were proved developed.

VLO — 2.4% YIELD

Valero Energy Corp.

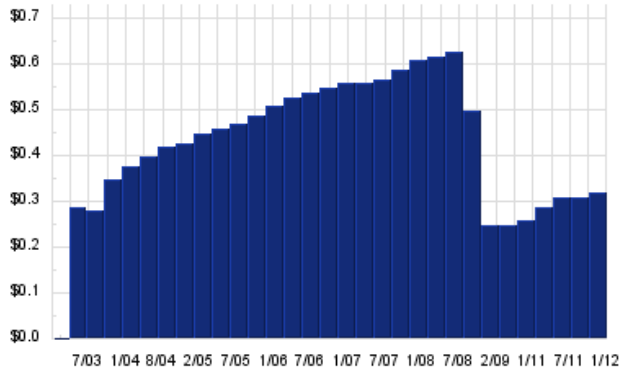


Valero Energy is a petroleum refining and marketing company. Co. markets its refined products through a bulk and rack marketing network and retail and wholesale branded outlets in the U.S. and eastern Canada under brands such as Valero®, Diamond Shamrock®, Shamrock®, Ultramar®, and Beacon®. Co. has three reportable segments: refining, which consists of refining operations, wholesale marketing, product supply and distribution, and transportation operations; ethanol, which includes sales of ethanol and distillers grains; and retail, which is comprised of company-operated convenience stores, Canadian dealers/jobbers, truckstop facilities, cardlock facilities, and home heating oil operations.

XTEX — 7.7% YIELD

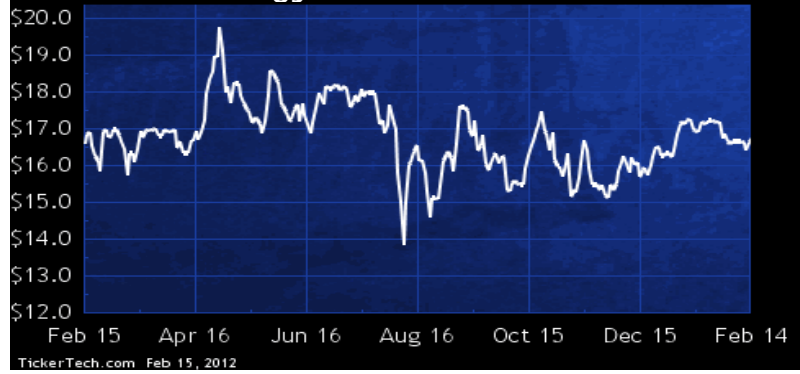
Name: Crosstex Energy LP
 Website: www.crosstexenergy.com
 Sector: Oil & Gas Refining & Marketing

XTEX DIVIDEND HISTORY



TickerTech.com Feb 15, 2012

Crosstex Energy LP

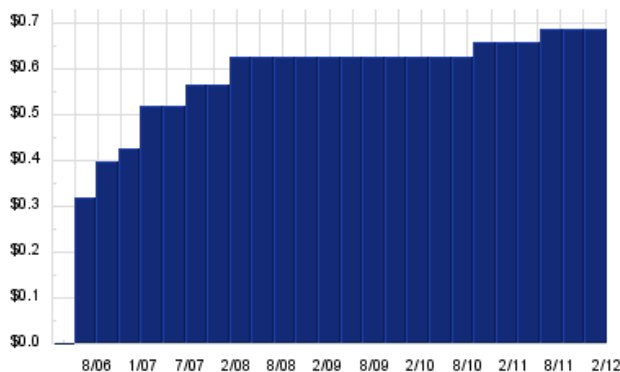


Crosstex Energy is engaged in the gathering, processing, transmission and marketing of natural gas and natural gas liquids (NGLs). Co. processes natural gas for the removal of NGLs, fractionate NGLs into purity products and market those products for a fee, transports natural gas and provides natural gas to a variety of markets. Co. purchases natural gas from natural gas producers and other supply sources and sells that natural gas to utilities, industrial consumers, other marketers and pipelines. Co. also purchases natural gas from producers not connected to its gathering systems for resale and sells natural gas on behalf of producers.

LINE — KEY STATS

Name:	Linn Energy LLC
Website:	www.linnenergy.com
Sector:	<u>Oil & Gas Exploration & Production</u>
Number of ETFs Holding LINE:	5 (<u>see which ones</u>)
Total Market Value Held by ETFs:	\$9,342,248
Total Market Capitalization:	\$6,400,000,000
% of Market Cap. Held by ETFs:	0.15%

LINE DIVIDEND HISTORY



TickerTech.com Feb 15, 2012

LINE — 7.6% YIELD

Linn Energy LLC



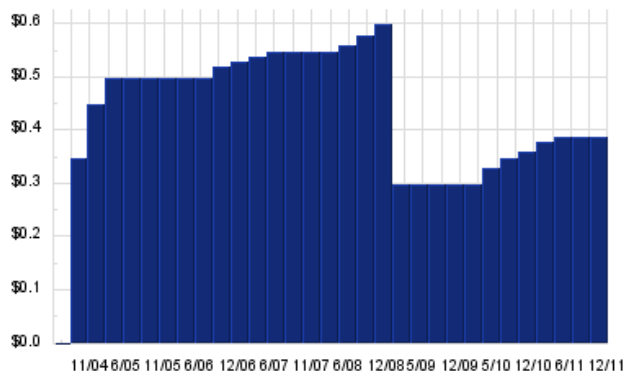
Linn Energy is an independent oil and natural gas company. Co. has properties in five regions in the U.S.: Mid-Continent Deep, which include the Texas Panhandle Deep Granite Wash formation and deep formations in Oklahoma and Kansas; Mid-Continent Shallow, which include the Texas Panhandle Brown Dolomite formation and shallow formations in Oklahoma, Louisiana and Illinois; Permian Basin, which include areas in West Texas and Southeast New Mexico; Michigan, which include the Antrim Shale formation in the northern part of the state; and California, which include the Brea Olinda Field of the Los Angeles Basin. At Dec 31 2010, Co.'s proved reserves were 2,597.00 billion cubic feet equivalent.

SFL — KEY STATS

SFL — 12.7% YIELD

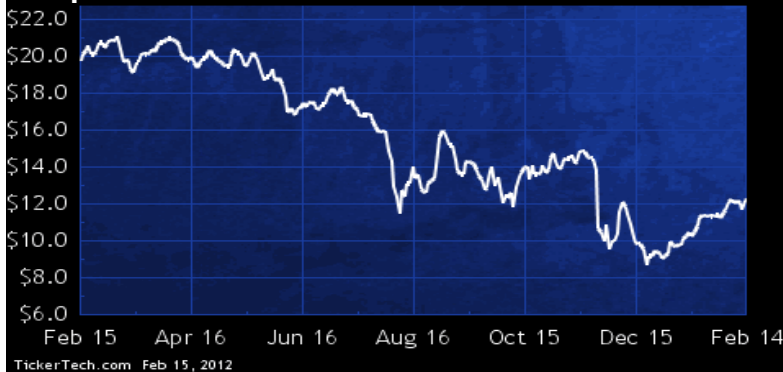
Name:	Ship Finance International Ltd
Website:	www.shipfinance.bm
Sector:	Oil & Gas Equipment & Services
Number of ETFs Holding SFL:	20 (see which ones)
Total Market Value Held by ETFs:	\$14,991,929.18
Total Market Capitalization:	\$965,000,000
% of Market Cap. Held by ETFs:	1.55%

SFL DIVIDEND HISTORY



TickerTech.com Feb 15, 2012

Ship Finance International Ltd

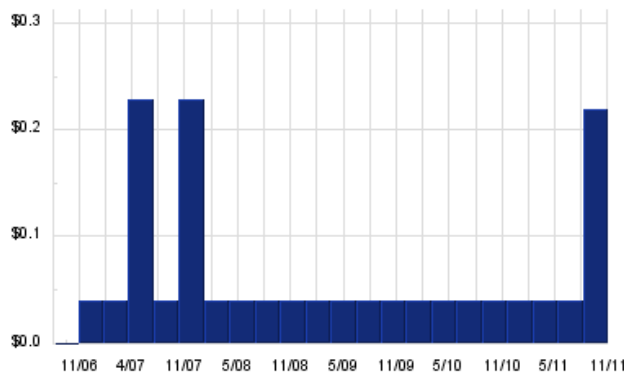


Ship Finance International is holding company. Through its subsidiaries, Co. is engaged in the ownership and operation of vessels and offshore related assets; as well as the charter, purchase and sale of assets. As of March 22 2011, Co. owned 29 oil tankers, 8 oil/bulk/ore carriers, 3 drybulk carriers, 9 container vessels, 2 jack-up drilling rigs, 3 ultra-deepwater drilling units, 6 offshore supply vessels and 2 chemical tankers.

DK — KEY STATS

Name:	Delek US Holdings Inc
Website:	www.DelekUS.com
Sector:	Oil & Gas Refining & Marketing
Number of ETFs Holding DK:	24 (see which ones)
Total Market Value Held by ETFs:	\$11,316,975.73
Total Market Capitalization:	\$775,000,000
% of Market Cap. Held by ETFs:	1.46%

DK DIVIDEND HISTORY



TickerTech.com Feb 15, 2012

DK — 1.1% YIELD

Delek US Holdings Inc



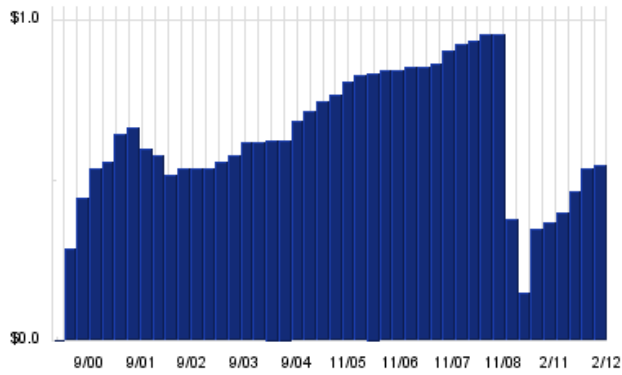
Delek US Holdings is a holding company focused on petroleum refining, wholesale sales of refined products and retail marketing. Co. has three segments. The refining segment operates a refinery in Tyler, TX. The marketing segment sells refined products on a wholesale basis in west Texas through Co.-owned and third-party operating terminals. The retail segment markets gasoline, diesel and other refined petroleum products, and convenience merchandise through a network of Co.-operated retail fuel and convenience stores. As of Dec 31 2010, Co. also owned a 34.6% equity interest in Lion Oil Company, which owns and operates a refinery located in El Dorado, AR.

APL — KEY STATS

APL — 6.2% YIELD

Name: Atlas Pipeline Partners LP
 Website: www.atlaspipeline.com
 Sector: Oil & Gas Equipment & Services

APL DIVIDEND HISTORY



TickerTech.com Feb 15, 2012

Atlas Pipeline Partners LP

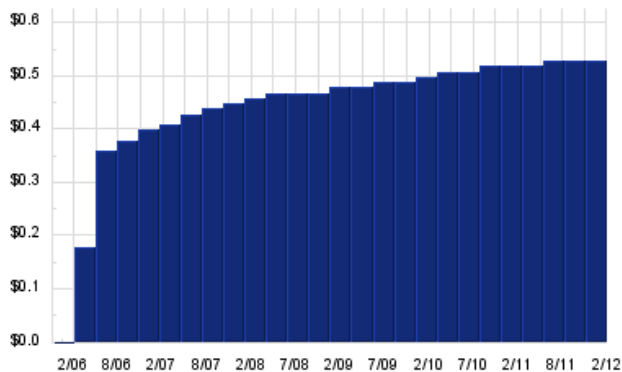


Atlas Pipeline Partners is provider of natural gas gathering, processing and treating services in the Anadarko and Permian Basins located in the southwestern and mid-continent regions of the U.S. and a provider of natural gas gathering services in the Appalachian Basin in the northeastern region of the U.S. As of Dec 31 2010, Co. had two reportable segments: Mid-Continent, in which it owned and operated five natural gas processing plants with aggregate capacity of approximately 520.0 million cubic feet per day; and Appalachia, in which operations are conducted through its 49.0% non-controlling ownership interest in the Laurel Mountain Midstream, LLC joint venture.

BWP — KEY STATS

Name:	Boardwalk Pipeline Partners LP
Website:	www.bwpmlp.com
Sector:	<u>Oil & Gas Equipment & Services</u>
Number of ETFs Holding BWP:	1 (<u>see which ones</u>)
Total Market Value Held by ETFs:	\$203,515
Total Market Capitalization:	\$4,780,000,000
% of Market Cap. Held by ETFs:	0.00%

BWP DIVIDEND HISTORY



TickerTech.com Feb 15, 2012

BWP — 7.9% YIELD

Boardwalk Pipeline Partners LP



Boardwalk Pipeline Partners, through its subsidiaries, owns and operates three interstate natural gas pipeline systems including integrated storage facilities. Co.'s pipeline systems originate in the Gulf Coast region, Oklahoma and Arkansas and extend north and east to the Midwestern states of Tennessee, Kentucky, Illinois, Indiana and Ohio. As of Dec 31 2010, Co.'s operating subsidiaries owned and operated about 14,200 miles of interconnected pipelines, directly serving customers in 12 states and indirectly serving customers throughout the northeastern and southeastern of the U.S. through interconnections with unaffiliated pipelines.

 **Energy Stock Channel**

 **Dividend Channel**

Nothing in Dividend Channel is intended to be investment advice, nor does it represent the opinion of, counsel from, or recommendations by BNK Invest Inc. or any of its affiliates, subsidiaries or partners. None of the information contained herein constitutes a recommendation that any particular security, portfolio, transaction, or investment strategy is suitable for any specific person. All viewers agree that under no circumstances will BNK Invest, Inc., its subsidiaries, partners, officers, employees, affiliates, or agents be held liable for any loss or damage caused by your reliance on information obtained. By visiting, using or viewing this site, you agree to the following [Full Disclaimer & Terms of Service](#). Video widget and dividend videos powered by Market News Video. Quote data delayed at least 20 minutes; [data powered by Ticker Technologies](#), and Mergent. [Contact Dividend Channel](#); [Meet Our Editorial Staff](#).