

10 Yield Gushing Energy Stocks

<http://www.energystockchannel.com/>

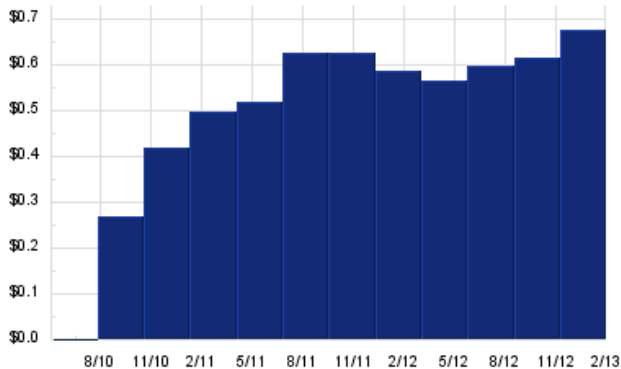
Energy Stock Channel paired our coverage universe of energy stocks, with Dividend Channel's proprietary DividendRank formula, to bring you this list of 10 top ranked energy dividend stocks. The DividendRank formula considers a variety of data – dividend history & yield, book value, quarterly earnings – and compares it to the stock's trading data to come up with certain calculations about profitability and about the stock's valuation (whether we think it looks "cheap" or "expensive"). The result is this list of the top most "interesting" ideas that merit further research.



ECT – Key Stats

Name:	ECA Marcellus Trust I
Website:	www.energycorporationofamerica.com
Sector:	Rental, Leasing, & Royalty

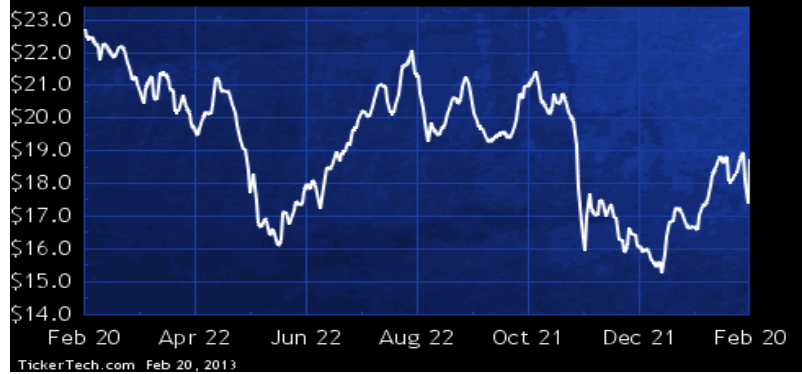
ECT Dividend History



TickerTech.com Feb 20, 2013

ECT – 14.6% Yield

ECA Marcellus Trust I

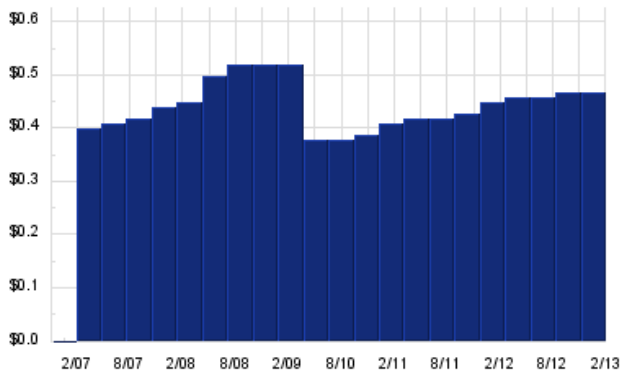


ECA Marcellus Trust I is a statutory trust. At Dec 31 2011, Co. owned royalty interests in 14 producing horizontal natural gas wells producing from the Marcellus Shale formation, all of which were online and were located in Greene County, PA and royalty interests in 31 development wells that were online and producing, and nine development wells that were drilled but awaiting completion procedures in the Marcellus Shale formation. As of Dec 31 2011, the total gas reserves attributable to Co.'s interests were 81.72 billion cubic feet (Bcf). This amount included 67.25 Bcf of proved developed reserves and 14.47 Bcf of proved undeveloped reserves.

BBEP – Key Stats

Name:	BreitBurn Energy Partners LP
Website:	www.breitburn.com
Sector:	Oil & Gas Exploration & Production
36 Month Beta:	0.59
Total Market Cap:	\$1,574,000,000
% Held by Institutions:	34.68%
% Held by ETFs:	0.01%

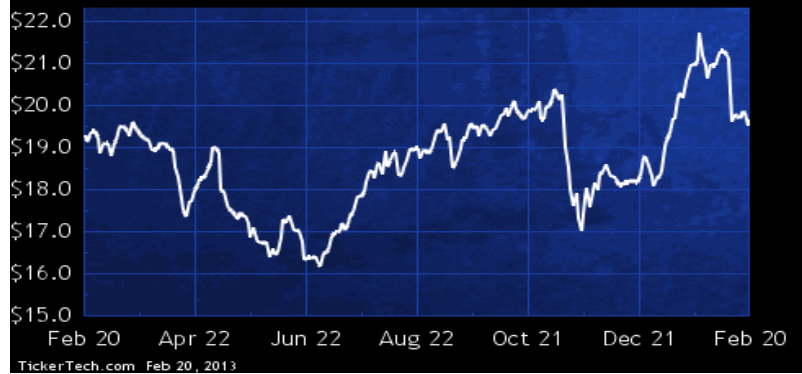
BBEP Dividend History



TickerTech.com Feb 20, 2013

BBEP – 9.6% Yield

BreitBurn Energy Partners LP

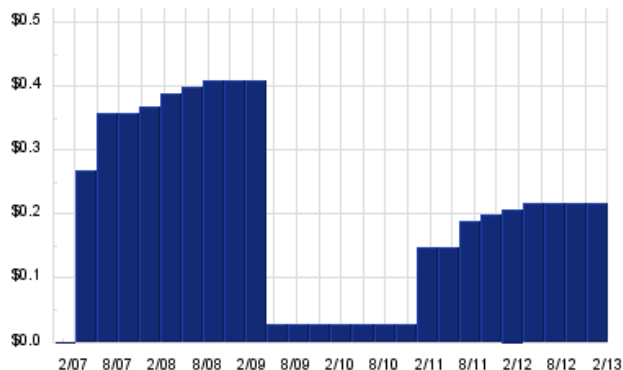


BreitBurn Energy Partners is an independent oil and gas partnership focused on the acquisition, exploitation and development of oil and gas properties. Co.'s assets are located in: the Antrim Shale and other non-Antrim formations in Michigan; the Evanston and Green River Basins in southwestern Wyoming; the Wind River and Big Horn Basins in central Wyoming; the Powder River Basin in eastern Wyoming; the Los Angeles Basin in California; the Sunniland Trend in Florida; and the New Albany Shale in Indiana and Kentucky. As of Dec 31 2011, Co.'s total estimated proved reserves were 151.1 million barrels of oil equivalent, of which approximately 65.0 % was natural gas and 35.0% was crude oil.

EROC – Key Stats

Name:	Eagle Rock Energy Partners LP
Website:	www.eaglerockenergy.com
Sector:	Oil & Gas Equipment & Services
36 Month Beta:	1.17
Total Market Cap:	\$1,261,000,000
% Held by Institutions:	63.18%
% Held by ETFs:	0.02%

EROC Dividend History



TickerTech.com Feb 20, 2013

EROC – 9.4% Yield

Eagle Rock Energy Partners LP

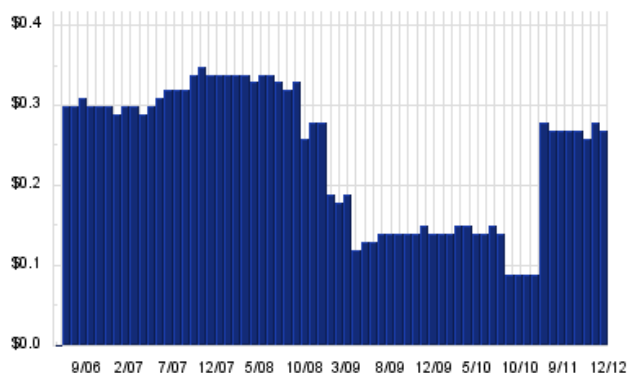


Eagle Rock Energy Partners is a domestically-focused limited partnership engaged in the following two businesses: Midstream Business - gathering, compressing, treating, processing, transporting, marketing and trading natural gas; fractionating, transporting and marketing natural gas liquids (NGLs); and crude oil logistics and marketing; and Upstream Business - developing and producing oil and natural gas property interests. At Dec 31 2011, Co.'s proved reserves included about 234.0 billion cubic feet of natural gas, 11.5 million barrels of crude oil, and 11.3 million barrels of NGLs, of which 76% were proved developed.

PWE – Key Stats

Name:	Penn West Petroleum Ltd
Website:	www.pennwest.com
Sector:	Oil & Gas Exploration & Production
36 Month Beta:	2.01
Total Market Cap:	\$4,830,000,000
% Held by Institutions:	36.24%
% Held by ETFs:	0.16%

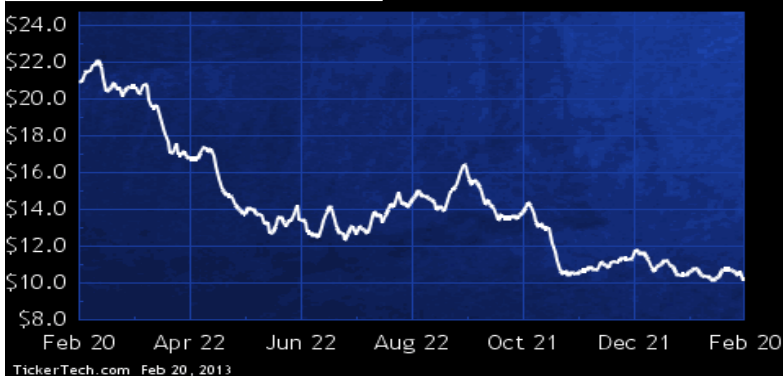
PWE Dividend History



TickerTech.com Feb 20, 2013

PWE – 10.5% Yield

Penn West Petroleum Ltd

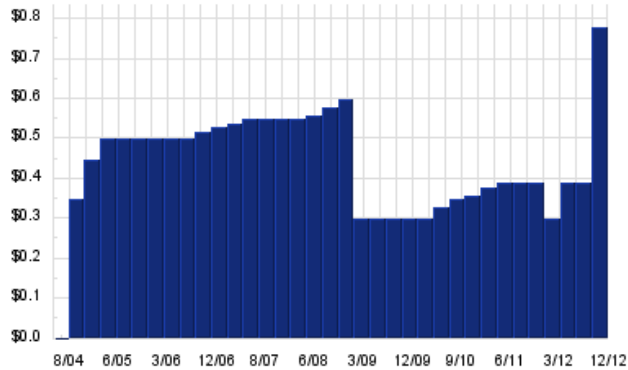


Penn West Petroleum is engaged in the business of acquiring, exploring, developing, exploiting and holding interests in petroleum and natural gas properties and related assets. As of Dec 31 2011, Co.'s gross proven developed and undeveloped reserves for oil and gas was 498 million barrels of oil equivalent (net: 430 million barrels of oil equivalent).

SFL – Key Stats

Name:	Ship Finance International Ltd
Website:	www.shipfinance.org
Sector:	Oil & Gas Equipment & Services
36 Month Beta:	1.14
Total Market Cap:	\$1,378,000,000
% Held by Institutions:	25.11%
% Held by ETFs:	1.99%

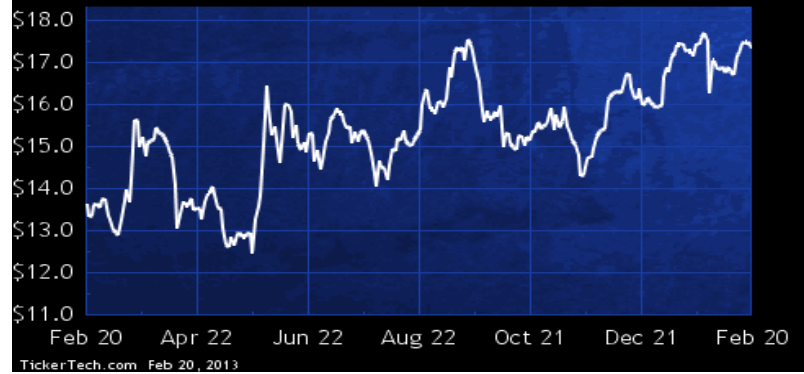
SFL Dividend History



TickerTech.com Feb 20, 2013

SFL – 9.0% Yield

Ship Finance International Ltd

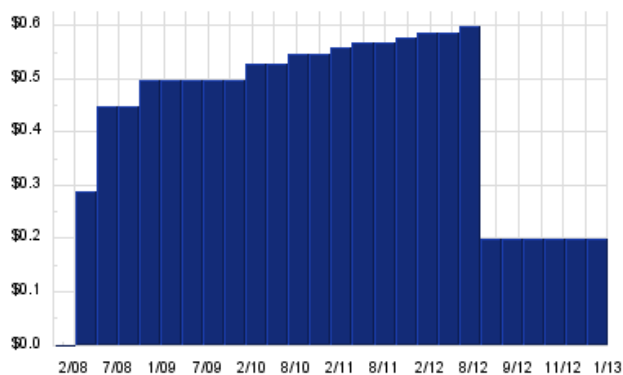


Ship Finance International is holding company. Through its subsidiaries, Co. is engaged in the ownership and operation of vessels and offshore related assets; as well as the charter, purchase and sale of assets. As of March 22 2011, Co. owned 29 oil tankers, 8 oil/bulk/ore carriers, 3 drybulk carriers, 9 container vessels, 2 jack-up drilling rigs, 3 ultra-deepwater drilling units, 6 offshore supply vessels and 2 chemical tankers.

VNR – Key Stats

Name:	Vanguard Natural Resource LLC
Website:	www.vnrllc.com
Sector:	Oil & Gas Exploration & Production

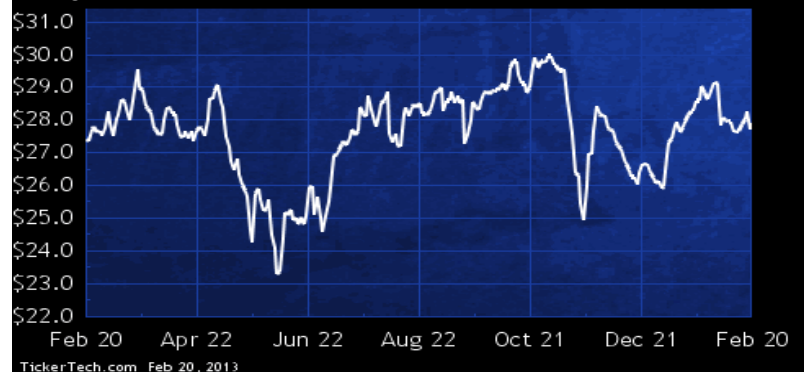
VNR Dividend History



TickerTech.com Feb 20, 2013

VNR – 8.7% Yield

Vanguard Natural Resource LLC

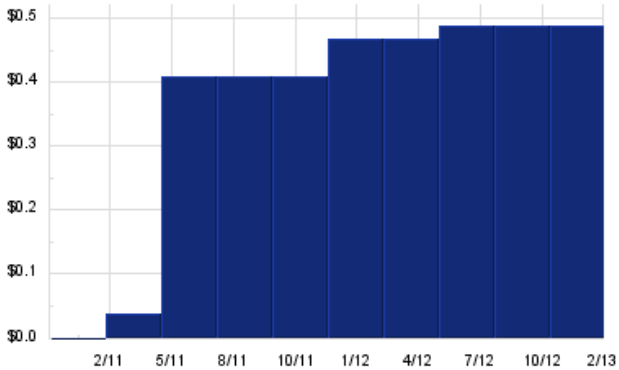


Vanguard Natural Resource is engaged in the acquisition and development of oil and natural gas properties. Co. owns properties and oil and natural gas reserves in: the Permian Basin in West Texas and New Mexico; the Big Horn Basin in Wyoming and Montana; the southern portion of the Appalachian Basin, primarily in southeast Kentucky and northeast Tennessee; South Texas; the Williston Basin in North Dakota and Montana; Mississippi; and the Arkoma Basin in Arkansas and Oklahoma. At Dec 31 2011, Co.'s estimated proved developed and undeveloped reserves for crude oil, natural gas, and natural gas liquids were 44.8 million barrels, 163.00 billion cubic feet, and 7.4 million barrels, respectively.

QRE — Key Stats

Name:	QR Energy LP
Website:	www.qreenergylp.com
Sector:	Oil & Gas Exploration & Production
36 Month Beta:	0.84
Total Market Cap:	\$660,000,000
% Held by Institutions:	NA%
% Held by ETFs:	0.02%

QRE Dividend History



TickerTech.com Feb 20, 2013

QRE — 11.0% Yield

QR Energy LP

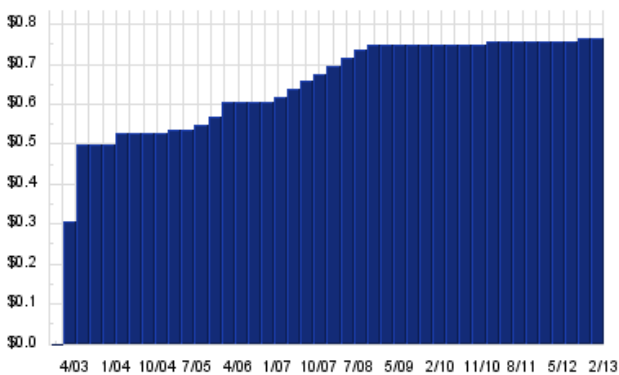


QR Energy is engaged in the acquisition, exploitation, development and production of oil and natural gas properties. Co.'s business activities are conducted through its QRE Operating, LLC subsidiary. Co.'s properties are located in the Permian Basin (Texas and New Mexico) and the Ark-La-Tex (Arkansas, Louisiana and Texas), Mid-Continent (Oklahoma) and Gulf Coast (Florida and Alabama) areas. Co. designs and manages the development, recompletion or workover for all of the wells it operates. At Dec 31 2011, Co.'s total estimated proved reserves were about 75.2 million barrels of oil equivalent, of which about 56.0% were oil and natural gas liquids and 68.0% were proved developed reserves.

MMLP — Key Stats

Name:	Martin Midstream Partners LP
Website:	www.martinmidstream.com
Sector:	Oil & Gas Equipment & Services

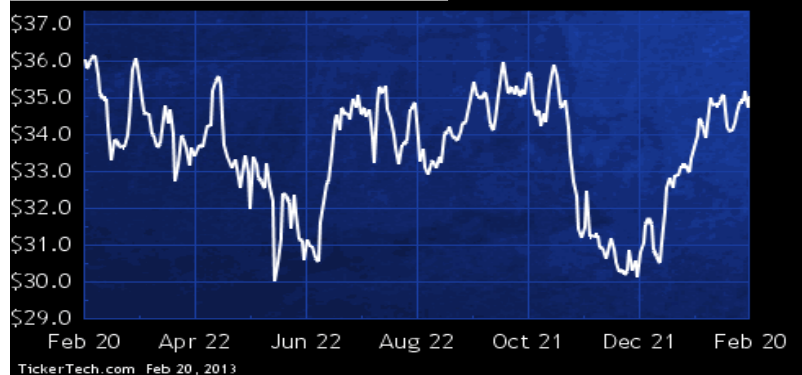
MMLP Dividend History



TickerTech.com Feb 20, 2013

MMLP — 8.8% Yield

Martin Midstream Partners LP

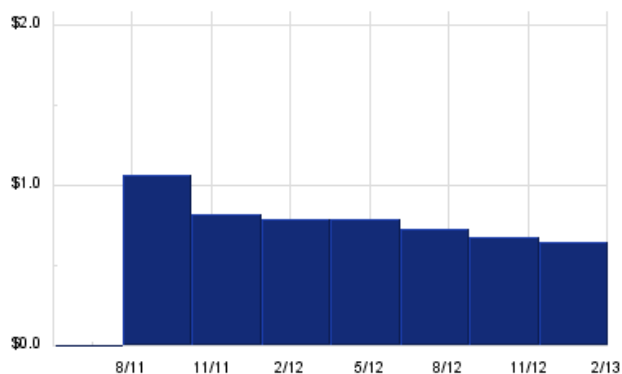


Martin Midstream Partners collects, transports, stores and markets petroleum products and by-products. Co.'s four primary business lines include: terminalling and storage services for petroleum products and by-products; natural gas services; sulfur and sulfur-based products gathering, processing, marketing, manufacturing and distribution; and marine transportation services for petroleum products and by-products. Co.'s primary customers include oil and gas companies, independent refiners, chemical companies, fertilizer manufacturers and other wholesale purchasers of petroleum products and by-products. Co.'s operations are primarily focused on the Gulf Coast region.

SDT – Key Stats

Name: SandRidge Mississippian Trust I
Sector: Oil & Gas Exploration & Production

SDT Dividend History



TickerTech.com Feb 20, 2013

SDT – 15.8% Yield

SandRidge Mississippian Trust I

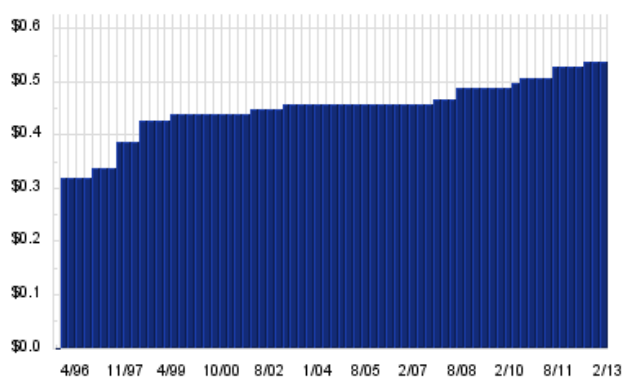


SandRidge Mississippian Trust I is a statutory trust engaged in holding royalty interests (Royalty Interests) conveyed by SandRidge Energy, Inc. (SandRidge) from its interests in certain properties in the Mississippian formation in Oklahoma. These Royalty Interests were derived from SandRidge's interests in: 36 wells producing at Dec. 31, 2010 and one additional well undergoing completion operations at that time; and the equivalent of 123 horizontal development wells to be drilled in the Mississippian formation within an area of mutual interest.

EEP – Key Stats

Name: Enbridge Energy Partners, L.P.
Website: www.enbridgepartners.com
Sector: Oil & Gas Equipment & Services
36 Month Beta: 0.39
Total Market Cap: \$7,021,000,000
% Held by Institutions: 40.13%
% Held by ETFs: 0.08%

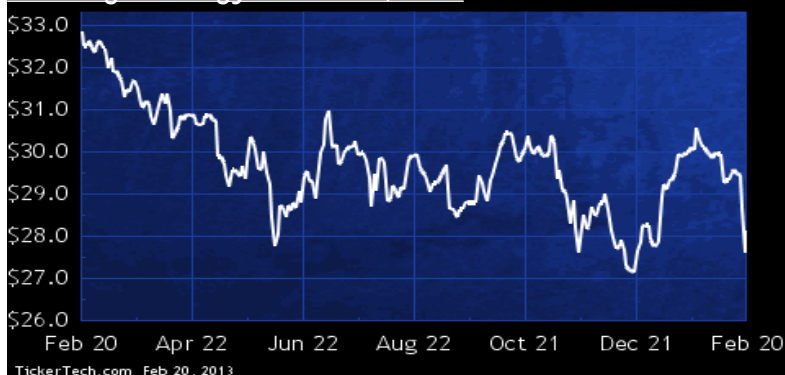
EEP Dividend History



TickerTech.com Feb 20, 2013

EEP – 7.7% Yield

Enbridge Energy Partners, L.P.



Enbridge Energy Partners owns and operates crude oil and liquid petroleum transportation and storage assets, along with natural gas gathering, treating, processing, transmission and marketing assets in the U.S. Co. conducts its business through three operating segments: liquids, natural gas and marketing. As of Dec 31 2012, Co.'s portfolio of assets included: 6,500 miles of crude oil gathering and transportation lines; 35,000,000 barrels of crude oil storage and terminaling capacity; natural gas gathering and transportation lines totaling 11,400 miles; and nine natural gas treating and 25 natural gas processing facilities with an aggregate capacity of 3,105,000,000 cubic feet per day.

 **Energy Stock Channel**

 **Dividend Channel**

Nothing in Dividend Channel is intended to be investment advice, nor does it represent the opinion of, counsel from, or recommendations by BNK Invest Inc. or any of its affiliates, subsidiaries or partners. None of the information contained herein constitutes a recommendation that any particular security, portfolio, transaction, or investment strategy is suitable for any specific person. All viewers agree that under no circumstances will BNK Invest, Inc., its subsidiaries, partners, officers, employees, affiliates, or agents be held liable for any loss or damage caused by your reliance on information obtained. By visiting, using or viewing this site, you agree to the following [Full Disclaimer & Terms of Service](#). Video widget and dividend videos powered by Market News Video. Quote data delayed at least 20 minutes; [data powered by Ticker Technologies](#), and Mergent. [Contact Dividend Channel](#); [Meet Our Editorial Staff](#).