

10 Yield Gushing Energy Stocks

<http://www.energystockchannel.com/>

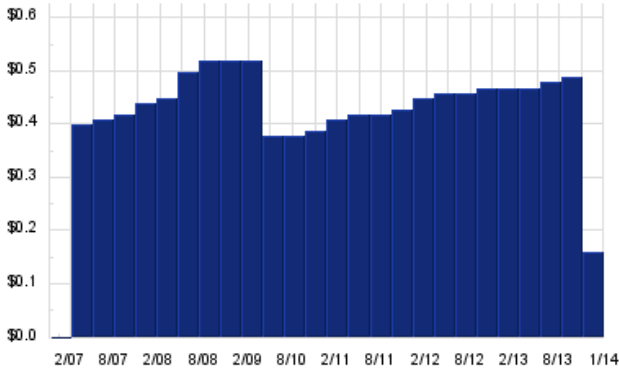
Energy Stock Channel paired our coverage universe of energy stocks, with Dividend Channel's proprietary DividendRank formula, to bring you this list of 10 top ranked energy dividend stocks. The DividendRank formula considers a variety of data – dividend history & yield, book value, quarterly earnings – and compares it to the stock's trading data to come up with certain calculations about profitability and about the stock's valuation (whether we think it looks "cheap" or "expensive"). The result is this list of the top most "interesting" ideas that merit further research.



BBEP — Key Stats

Name:	BreitBurn Energy Partners LP
Website:	www.breitburn.com
Sector:	Oil & Gas Exploration & Production
36 Month Beta:	0.75
Total Market Cap:	\$2,030,000,000
% Held by Institutions:	31.05%
% Held by ETFs:	0.38%

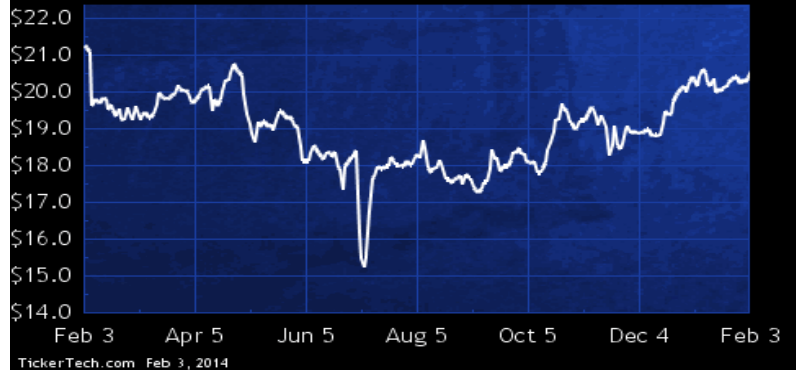
BBEP Dividend History



TickerTech.com Feb 3, 2014

BBEP — 9.6% Yield

BreitBurn Energy Partners LP

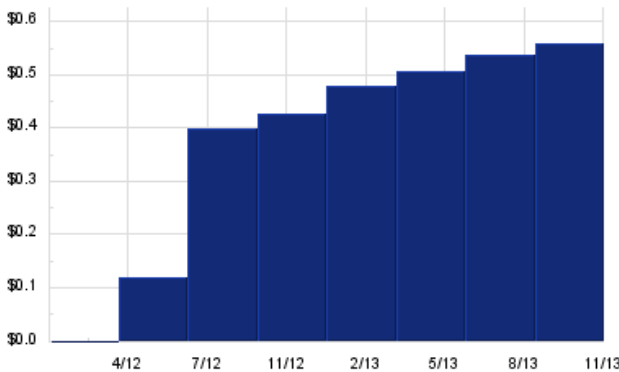


BreitBurn Energy Partners is an independent oil and gas partnership focused on the acquisition, exploitation and development of oil and gas properties. Co.'s assets are located in: the Antrim Shale and several non-Antrim formations in Michigan; the Evanston, Green River, Wind River, Big Horn and Powder River Basins in Wyoming; the Los Angeles and San Joaquin Basins in California; the Permian Basin in Texas; the Sunniland Trend in Florida; and the New Albany Shale in Indiana and Kentucky. As of Dec 31 2012, Co.'s total estimated proved reserves were 149.4 million barrels of oil equivalent, of which approximately 53% was crude oil and 47% was natural gas.

ARP — Key Stats

Name:	Atlas Resource Partners, L.P.
Website:	www.atlasresourcepartners.com
Sector:	Oil & Gas Exploration & Production
36 Month Beta:	0.40
Total Market Cap:	\$1,334,000,000
% Held by Institutions:	NA%
% Held by ETFs:	0.05%

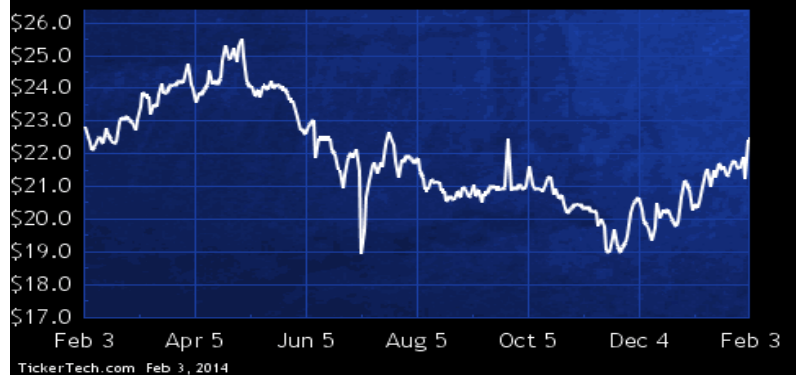
ARP Dividend History



TickerTech.com Feb 3, 2014

ARP — 10.3% Yield

Atlas Resource Partners, L.P.

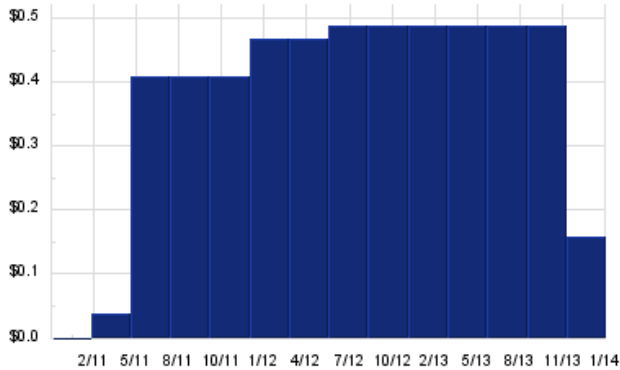


Atlas Resource Partners is an independent developer and producer of natural gas, crude oil and natural gas liquids, with operations in the following areas: the Barnett Shale and Marble Falls play in the Forth Worth Basin in northern Texas; the Appalachia basin, including the Marcellus Shale and the Utica Shale; the Mississippi Lime and Hunton plays in northwestern Oklahoma; the Chattanooga Shale in northeastern Tennessee, the Niobrara Shale in northeastern Colorado, the New Albany Shale in southwestern Indiana, and the Antrim Shale in Michigan. As of Dec 31 2012, Co. had proved natural gas and oil reserves of 723.36 billion cubic feet equivalent.

QRE – Key Stats

Name:	QR Energy LP
Website:	www.qrenergylp.com
Sector:	Oil & Gas Exploration & Production
36 Month Beta:	0.71
Total Market Cap:	\$1,047,000,000
% Held by Institutions:	NA%
% Held by ETFs:	0.68%

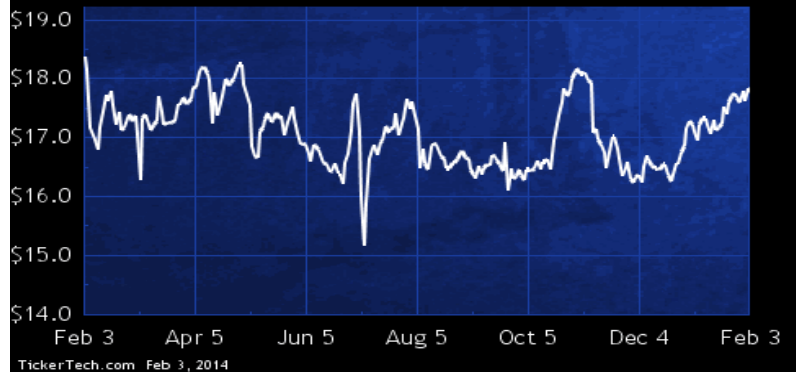
QRE Dividend History



TickerTech.com Feb 3, 2014

QRE – 11.0% Yield

QR Energy LP

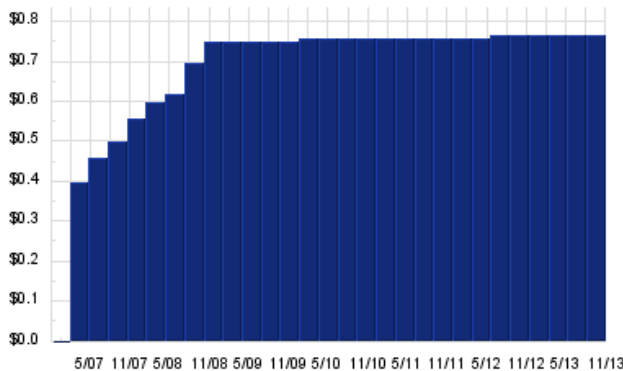


QR Energy is engaged in the acquisition, exploitation, development and production of oil and natural gas properties. Co.'s business activities are conducted through its wholly-owned subsidiary, QRE Operating, LLC. Co.'s properties are located in the Permian Basin, the Ark-La-Tex, Gulf Coast, and the Mid-Continent areas. Co. designs and manages the development, recompletion or workover for all of the wells it operates including the supervision of operation and maintenance activities. As of Dec 31 2012, Co.'s total estimated proved reserves were about 99.1 million barrels of oil equivalent, of which about 68.0% were oil and natural gas liquids and 75.0% were proved developed reserves.

EVEP – Key Stats

Name:	EV Energy Partners LP
Website:	www.evenenergypartners.com
Sector:	Oil & Gas Exploration & Production
36 Month Beta:	0.43
Total Market Cap:	\$1,726,000,000
% Held by Institutions:	61.78%
% Held by ETFs:	0.09%

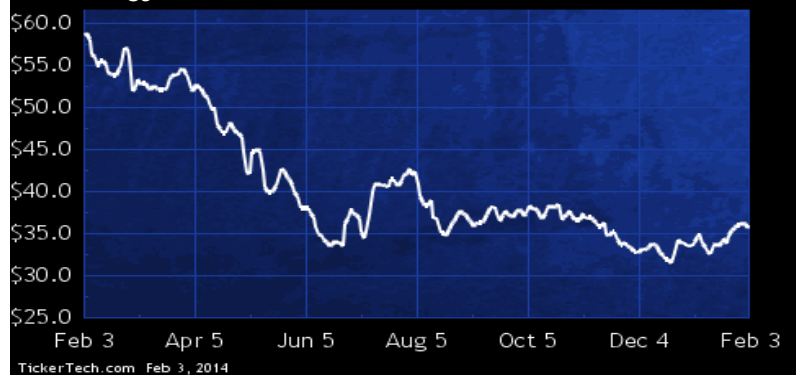
EVEP Dividend History



TickerTech.com Feb 3, 2014

EVEP – 8.6% Yield

EV Energy Partners LP

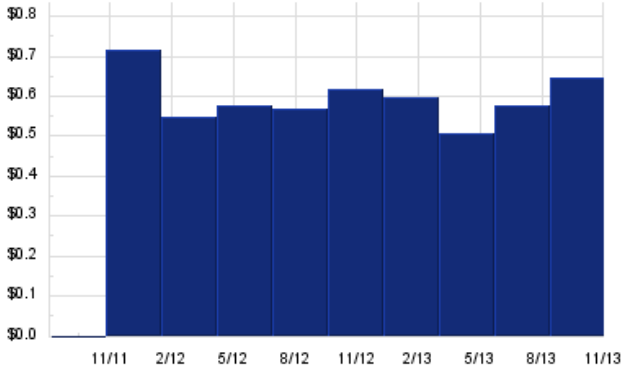


EV Energy Partners is engaged in the acquisition, development and production of oil and natural gas properties. Co.'s general partner is EV Energy GP, L.P. Co.'s properties are located in the Barnett Shale, the Appalachian Basin (which includes the Utica Shale), the Mid-Continent areas in Oklahoma, Texas, Arkansas, Kansas and Louisiana, the San Juan Basin, Central and East Texas (which includes the Austin Chalk area), the Permian Basin, the Monroe Field in Northern Louisiana, and Michigan. As of Dec 31 2012, Co. had estimated net proved reserves of 13.5 million barrels of oil, 609.50 billion cubic feet of natural gas, and 35.7 million barrels of natural gas liquids.

PER – Key Stats

Name: SandRidge Permian Trust
 Website: www.sandridgeenergy.com
 Sector: Oil & Gas Exploration & Production

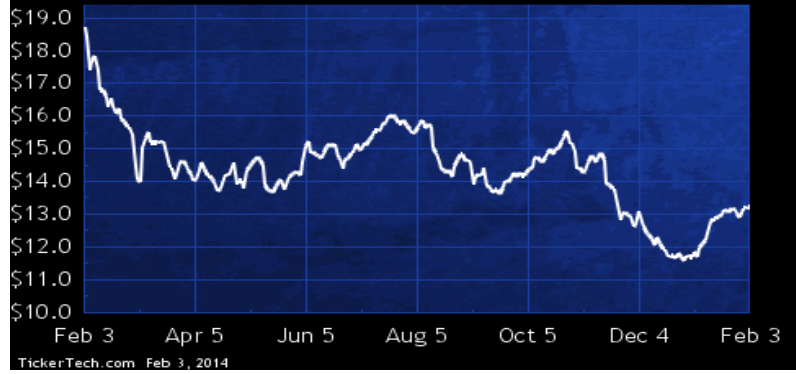
PER Dividend History



TickerTech.com Feb 3, 2014

PER – 19.4% Yield

SandRidge Permian Trust

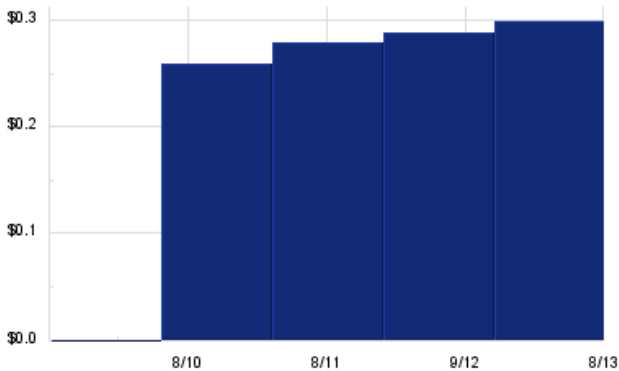


SandRidge Permian Trust is a statutory trust. Co. is formed pursuant to a trust agreement by and among SandRidge Energy, Inc. (SandRidge), as Trustor, The Bank of New York Mellon Trust Company, N.A., as Trustee, and The Corporation Trust Company, as Delaware Trustee. SandRidge conveys to Co. royalty interests in certain oil and natural gas properties in the Permian Basin located in Andrews County, TX. As of Dec 31 2012, Co. had total estimated proved reserves of 18.0 million barrels of oil equivalents, consisted of 15.2 million barrels of oil, 1.9 million barrels of natural gas liquids, and 5.21 billion cubic feet of natural gas.

CZZ – Key Stats

Name: Cosan Ltd
 Website: www.cosan.com.br
 Sector: Oil & Gas Refining & Marketing
 36 Month Beta: 2.11
 Total Market Cap: \$2,029,000,000
 % Held by Institutions: NA%
 % Held by ETFs: 0.33%

CZZ Dividend History



TickerTech.com Feb 3, 2014

CZZ – 2.6% Yield

Cosan Ltd

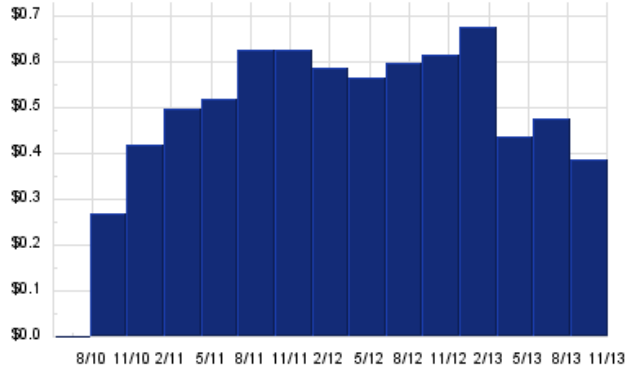


Cosan is a vertically integrated bioenergy company based in Bermuda. Co. prospects land, grows and processes sugarcane, distributes fuels, transports and sells sugar on the domestic and international markets and manufactures and sells lubricants. Co. presents five reportable segments: Raizen Energia, produces and exports sugar and ethanol and cogenerates electricity from sugarcane bagasse; Raizen Combustiveis, distributes fuels in the Brazilian market; Rumo, provides logistics services for the transportation of sugar and other commodities; Comgas, distributes and trades natural gas in the State of S?o Paulo; and Radar which invests in agricultural properties and leasing of agricultural land.

ECT – Key Stats

Name: ECA Marcellus Trust I
Sector: Rental, Leasing, & Royalty

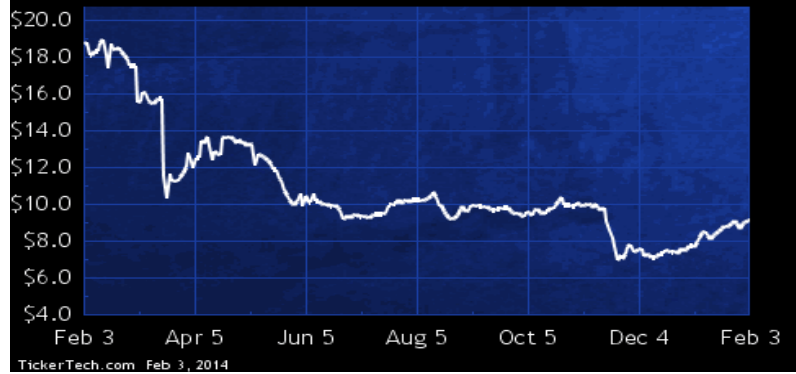
ECT Dividend History



TickerTech.com Feb 3, 2014

ECT – 17.0% Yield

ECA Marcellus Trust I



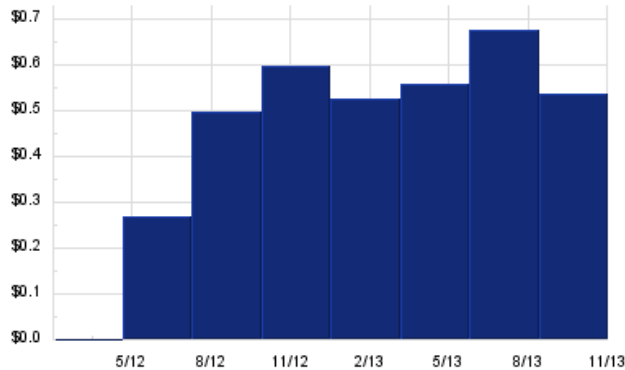
TickerTech.com Feb 3, 2014

ECA Marcellus Trust I is a statutory trust engaged in owning royalty interests in 14 producing horizontal natural gas wells producing from the Marcellus Shale formation, all of which are online and are located in Greene County, PA, and royalty interests in 52 development wells drilled in the Marcellus Shale formation. As of Dec 31 2012, the total gas reserves attributable to Co.'s interests were 68.50 billion cubic feet.

SDR – Key Stats

Name: SandRidge Mississippian Trust II
Website: www.sandridgeenergy.com
Sector: Oil & Gas Exploration & Production
36 Month Beta: 0.98
Total Market Cap: \$363,000,000
% Held by Institutions: NA%
% Held by ETFs: 0.03%

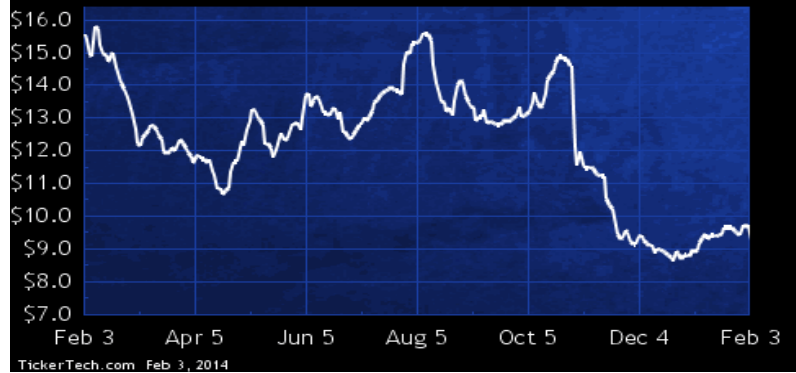
SDR Dividend History



TickerTech.com Feb 3, 2014

SDR – 24.5% Yield

SandRidge Mississippian Trust II



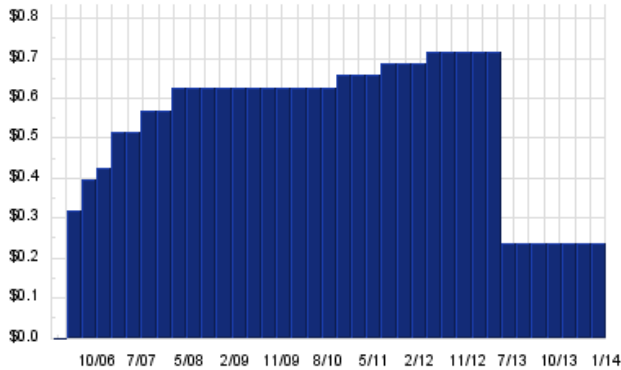
TickerTech.com Feb 3, 2014

SandRidge Mississippian Trust II is a statutory trust formed among and by SandRidge Energy, Inc. (SandRidge), as Trustor, The Bank of New York Mellon Trust Company, N.A., as Trustee, and The Corporation Trust Company, as Delaware Trustee. Co. acquires and holds the royalty interests for the benefit of its unitholders pursuant to a trust agreement by and among SandRidge, the Trustee and the Delaware Trustee. SandRidge conveyed to Co.'s royalty interests in specified oil and natural gas properties in the Mississippian formation in Alfalfa, Grant, Kay, Noble and Woods counties in northern Oklahoma and Barber, Comanche, Harper and Sumner counties in southern Kansas.

LINE — Key Stats

Name:	Linn Energy LLC
Website:	www.linnenergy.com
Sector:	Oil & Gas Exploration & Production
36 Month Beta:	0.70
Total Market Cap:	\$7,782,000,000
% Held by Institutions:	21.23%
% Held by ETFs:	0.08%

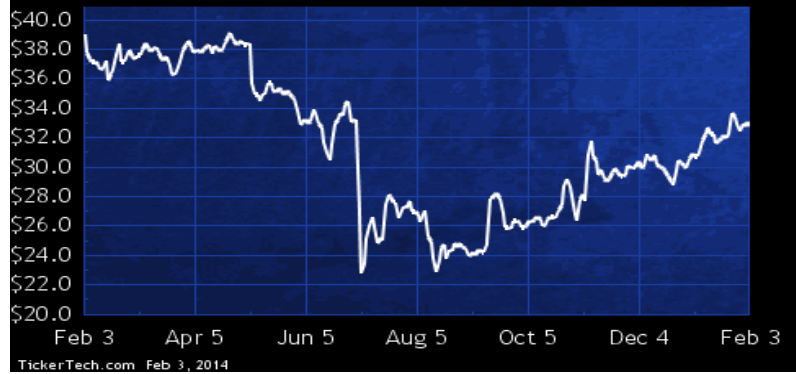
LINE Dividend History



TickerTech.com Feb 3, 2014

LINE — 8.8% Yield

Linn Energy LLC

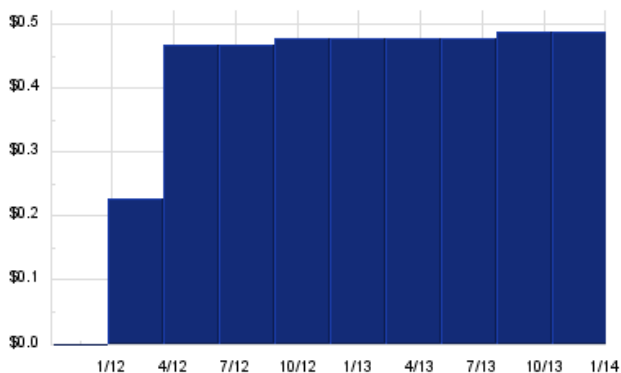


Linn Energy is an independent oil and natural gas company. Co.'s properties include: properties in Oklahoma, Louisiana and the eastern Texas Panhandle (including the Granite Wash and Cleveland horizontal plays); properties in Kansas and the Shallow Texas Panhandle; properties in southwest Wyoming; areas in west Texas and southeast New Mexico; the Antrim Shale formation in the northern Michigan and oil properties in southern Illinois; the Bakken formation in North Dakota and the Powder River Basin in Wyoming; the Brea Olinda Field of the Los Angeles Basin; and properties in east Texas. At Dec 31 2012, Co. had estimated total proved reserves of 4.80 trillion cubic feet of gas equivalent.

LRE — Key Stats

Name:	LRR Energy, L.P.
Website:	www.lreenergy.com
Sector:	Oil & Gas Exploration & Production
36 Month Beta:	1.17
Total Market Cap:	\$323,000,000
% Held by Institutions:	NA%
% Held by ETFs:	0.02%

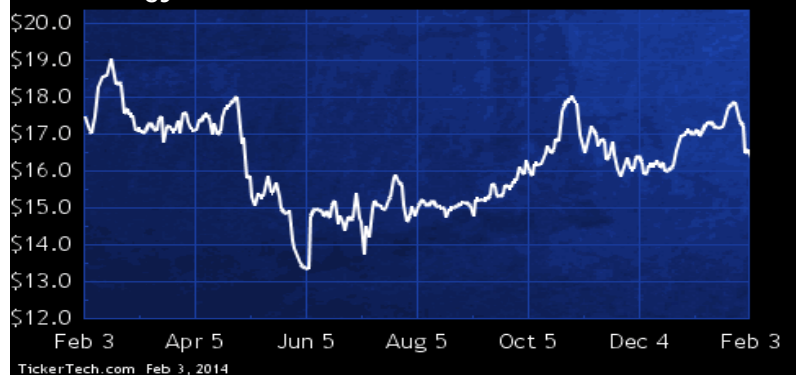
LRE Dividend History



TickerTech.com Feb 3, 2014

LRE — 12.0% Yield

LRR Energy, L.P.



LRR Energy is engaged in operating, acquiring, exploiting and developing producing oil and natural gas properties in North America. Co. conducts its operations through its wholly owned subsidiary, LRE Operating, LLC. Co.'s properties are located in the Permian Basin region in West Texas and southeast New Mexico, the Mid-Continent region in Oklahoma and East Texas and the Gulf Coast region in Texas. As of Dec 31 2012, Co.'s estimated proved reserves for oil, natural gas liquids, and natural gas were 9.7 million barrels, 3.4 million barrels, and 88.62 billion cubic feet, respectively.

 **Energy Stock Channel**

 **Dividend Channel**

Nothing in Dividend Channel is intended to be investment advice, nor does it represent the opinion of, counsel from, or recommendations by BNK Invest Inc. or any of its affiliates, subsidiaries or partners. None of the information contained herein constitutes a recommendation that any particular security, portfolio, transaction, or investment strategy is suitable for any specific person. All viewers agree that under no circumstances will BNK Invest, Inc., its subsidiaries, partners, officers, employees, affiliates, or agents be held liable for any loss or damage caused by your reliance on information obtained. By visiting, using or viewing this site, you agree to the following [Full Disclaimer & Terms of Service](#). Video widget and dividend videos powered by Market News Video. Quote data delayed at least 20 minutes; [data powered by Ticker Technologies](#), and Mergent. [Contact Dividend Channel](#); [Meet Our Editorial Staff](#).