

10 Yield Gushing Energy Stocks

<http://www.energystockchannel.com/>

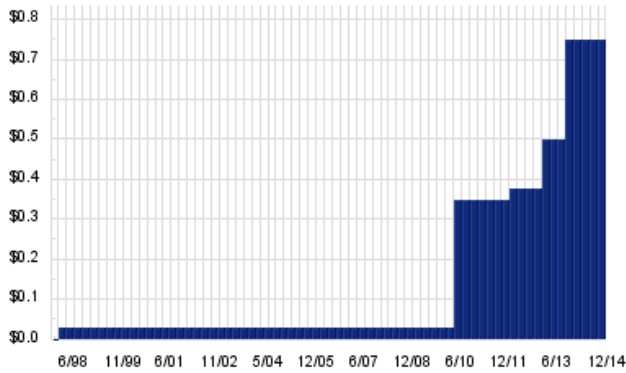
Energy Stock Channel paired our coverage universe of energy stocks, with Dividend Channel's proprietary DividendRank formula, to bring you this list of 10 top ranked energy dividend stocks. The DividendRank formula considers a variety of data – dividend history & yield, book value, quarterly earnings – and compares it to the stock's trading data to come up with certain calculations about profitability and about the stock's valuation (whether we think it looks "cheap" or "expensive"). The result is this list of the top most "interesting" ideas that merit further research.



ESV – Key Stats

Name:	Enscopl
Website:	www.enscopl.com
Sector:	Oil & Gas Exploration & Production
36 Month Beta:	1.33
Total Market Cap:	\$6,768,000,000
% Held by Institutions:	79.42%
% Held by ETFs:	7.60%

ESV Dividend History



TickerTech.com Feb 5, 2015

ESV – 10.6% Yield

Enscopl

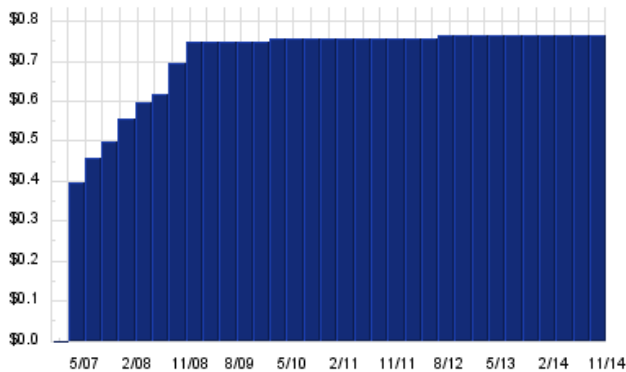


Enscopl is a global offshore contract drilling company. As of Dec 31 2013, Co. owned and operated an offshore drilling rig fleet of 74 rigs, including six rigs under construction. Co.'s rig fleet includes 10 drillships, 13 dynamically positioned semisubmersible rigs, six moored semisubmersible rigs and 45 jackup rigs. The markets in which Co. operates include the U.S. Gulf of Mexico, Mexico, Brazil, the Mediterranean, the North Sea, the Middle East, West Africa, Australia and Southeast Asia. Co. has three operating segments: floaters, which includes its drillships and semisubmersible rigs, jackups and other, which consists of management services on rigs owned by third-parties.

EVEP – Key Stats

Name:	EV Energy Partners LP
Website:	www.evenenergypartners.com
Sector:	Oil & Gas Exploration & Production
36 Month Beta:	1.81
Total Market Cap:	\$749,000,000
% Held by Institutions:	53.28%
% Held by ETFs:	1.77%

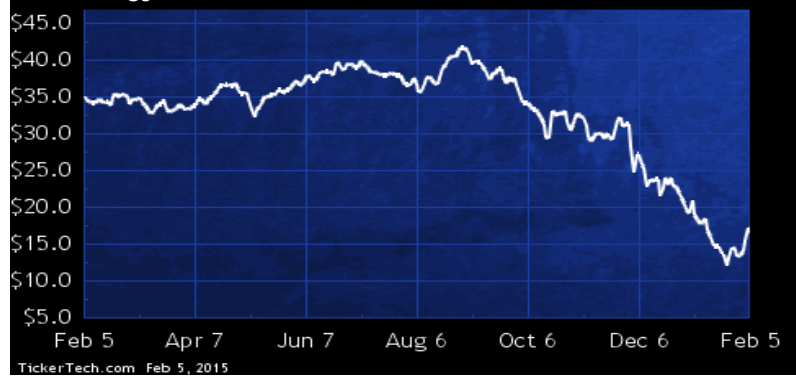
EVEP Dividend History



TickerTech.com Feb 4, 2015

EVEP – 12.1% Yield

EV Energy Partners LP

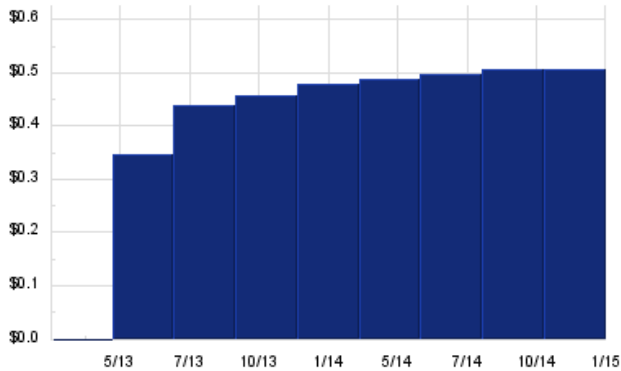


EV Energy Partners has two segments: exploration and production and midstream. Co.'s exploration and production segment is responsible for the acquisition, development and production of its oil and natural gas properties. Co.'s midstream segment, which is engaged in the construction and operation of natural gas processing, natural gas liquids fractionation, connecting pipeline infrastructure and gathering systems to serve production in the Utica Shale area in Ohio. As of Dec 31 2013, Co. had estimated net proved reserves of 13.1 million barrels of oil (MMBbls), 819.70 billion cubic feet of natural gas and 48.9 MMBbls of natural gas liquids.

USAC – Key Stats

Name: USA Compression Partners, LP
 Website: www.usacpartners.com
 Sector: Oil & Gas Equipment & Services

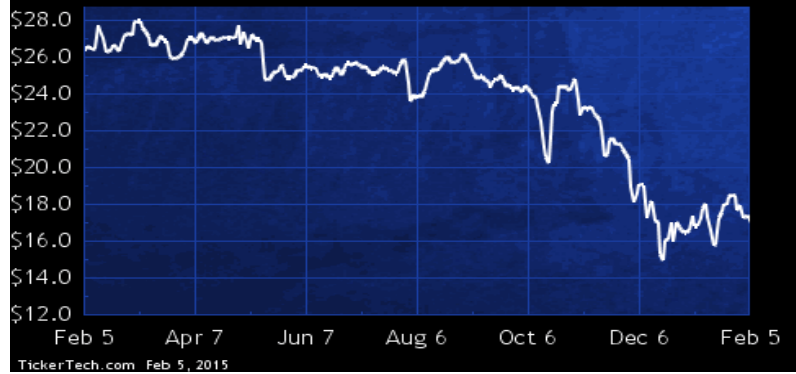
USAC Dividend History



TickerTech.com Feb 5, 2015

USAC – 12.0% Yield

USA Compression Partners, LP

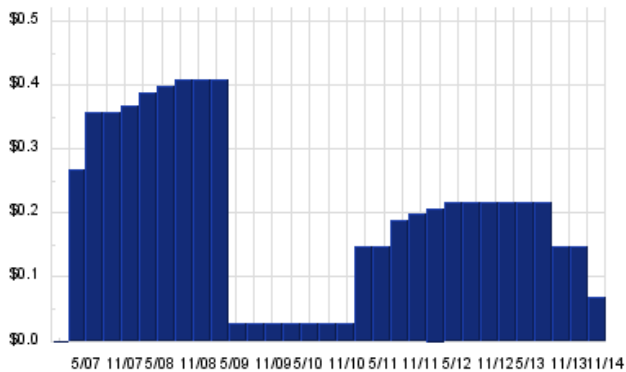


USA Compression Partners is a limited partnership engaged as a provider of compression services to a range of customers including producers, processors, gatherers and transporters of natural gas. As part of its services, Co. engineers, designs, operates, services and repairs its fleet of compression units and maintains related support inventory and equipment. Co. focuses mainly on large horsepower infrastructure applications such as gathering systems, processing facilities, transportation applications and crude oil gas lift. Co. provides compression services in several shale plays, including the Fayetteville, Marcellus, Woodford, Barnett, Eagle Ford, Utica, Permian Basin and Haynesville.

EROC – Key Stats

Name: Eagle Rock Energy Partners LP
 Website: www.eaglerockenergy.com
 Sector: Oil & Gas Equipment & Services

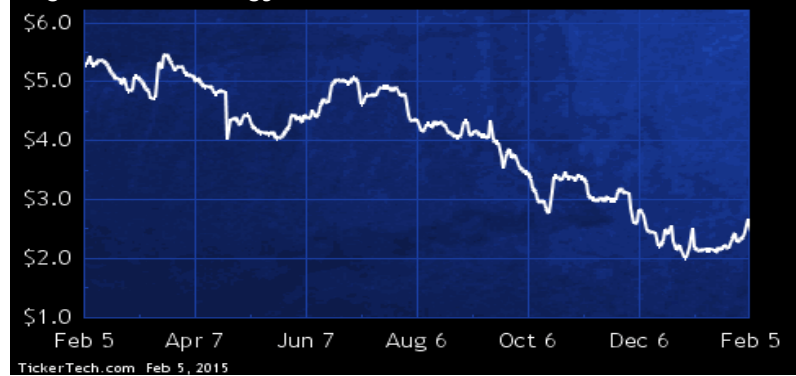
EROC Dividend History



TickerTech.com Feb 5, 2015

EROC – 11.5% Yield

Eagle Rock Energy Partners LP

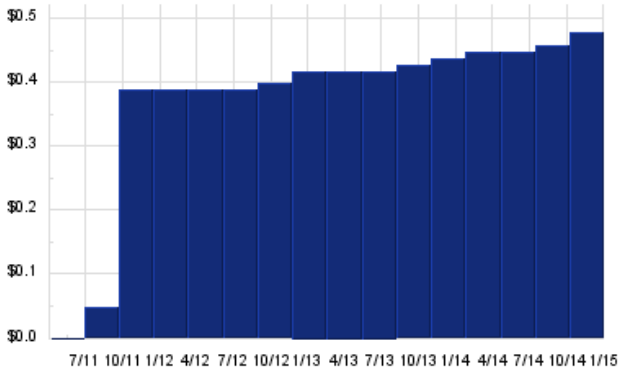


Eagle Rock Energy Partners is a limited partnership engaged in the following two businesses: Midstream, which focuses on gathering, compressing, treating, processing, transporting, marketing and trading natural gas, fractionating, transporting and marketing natural gas liquids, and crude oil and condensate logistics and marketing; and Upstream, which focuses on developing and producing oil and natural gas property interests. As of Dec 31 2013, Co.'s estimated net proved reserves in the Upstream business were 346.30 billion cubic feet equivalent, which consisted of 177.20 billion cubic feet of natural gas, 13.5 million barrels (MMBbls) of oil, and 14.6 MMBbls of natural gas liquids.

CCLP – Key Stats

Name:	CSI Compressco LP
Website:	www.compressco.com
Sector:	Oil & Gas Equipment & Services
36 Month Beta:	-2.42
Total Market Cap:	\$375,000,000
% Held by Institutions:	NA%
% Held by ETFs:	1.32%

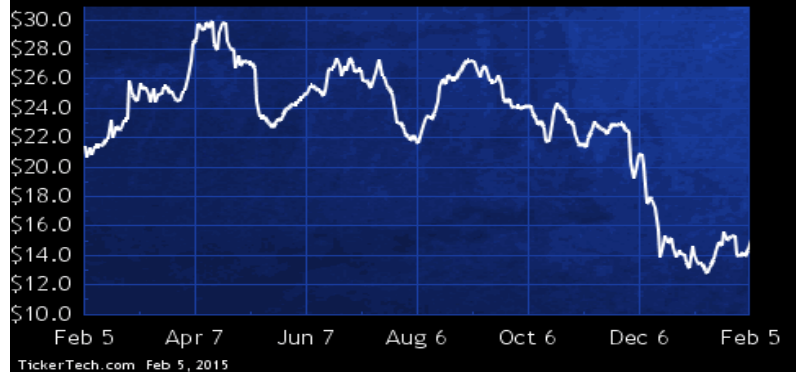
CCLP Dividend History



TickerTech.com Feb 5, 2015

CCLP – 12.8% Yield

CSI Compressco LP

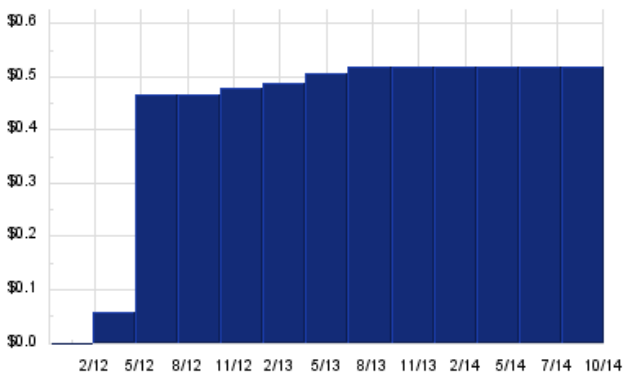


CSI Compressco is a provider of compression-based production enhancement services, which are used in conventional wellhead compression applications and unconventional compression applications, and, in certain circumstances, well monitoring and sand separation services. Co.'s conventional applications include production enhancement services for dry gas wells and liquid-loaded gas wells, and backside auto injection systems for liquid-loaded gas wells. Co.'s unconventional compression services are utilized primarily in horizontal resource play reservoirs in connection with oil and liquids production and include vapor recovery and casing gas system applications.

MCEP – Key Stats

Name:	Mid-Con Energy Partners LP
Website:	www.midconenergypartners.com
Sector:	Oil & Gas Exploration & Production

MCEP Dividend History



TickerTech.com Feb 5, 2015

MCEP – 8.0% Yield

Mid-Con Energy Partners LP

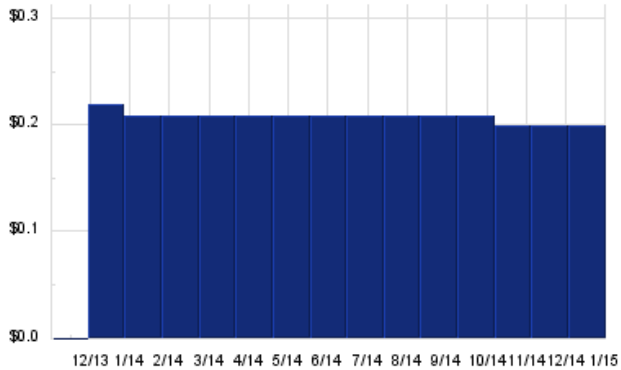


Mid-Con Energy Partners is engaged in the acquisition, exploitation and development of producing oil and natural gas properties in North America, with a focus on the Mid-Continent region of the U.S. Co.'s properties are located in the Mid-Continent region of the U.S. in three areas: Southern Oklahoma, Northeastern Oklahoma and parts of Oklahoma and Colorado within the Hugoton Basin. As of Dec 31 2013, Co.'s estimated proved reserves were 13.9 million barrels of oil equivalent (Boe), of which approximately 98.0% were oil and 76.0% were proved developed, both on a Boe basis.

CPG — Key Stats

Name:	Crescent Point Energy Corp
Website:	www.crescentpointenergy.com
Sector:	Oil & Gas Exploration & Production
36 Month Beta:	0.51
Total Market Cap:	\$9,658,000,000
% Held by Institutions:	46.64%
% Held by ETFs:	0.08%

CPG Dividend History



TickerTech.com Feb 4, 2015

CPG — 10.9% Yield

Crescent Point Energy Corp

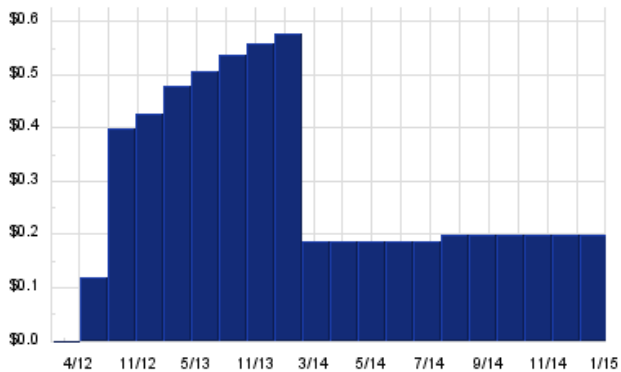


Crescent Point Energy is an oil and gas exploration, development and production company with assets focused in properties comprised of crude oil and natural gas reserves located in Canada and the United States. Co. is engaged in acquiring, developing and holding interests in petroleum and natural gas properties and assets related thereto through a general partnership and wholly owned subsidiaries.

ARP — Key Stats

Name:	Atlas Resource Partners, L.P.
Website:	www.atlasresourcepartners.com
Sector:	Oil & Gas Exploration & Production
36 Month Beta:	0.44
Total Market Cap:	\$844,000,000
% Held by Institutions:	58.38%
% Held by ETFs:	1.38%

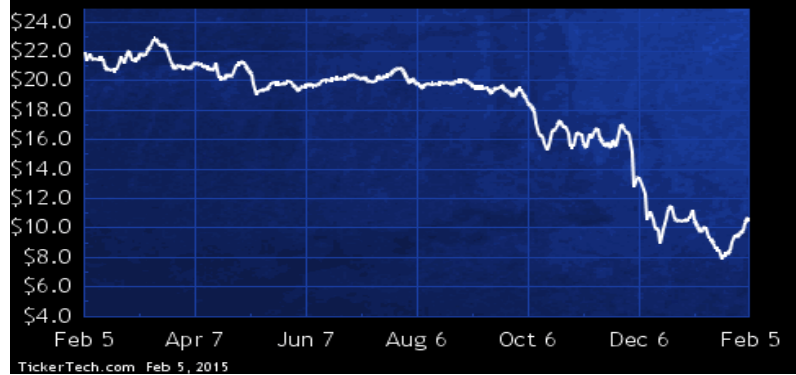
ARP Dividend History



TickerTech.com Feb 4, 2015

ARP — 22.6% Yield

Atlas Resource Partners, L.P.

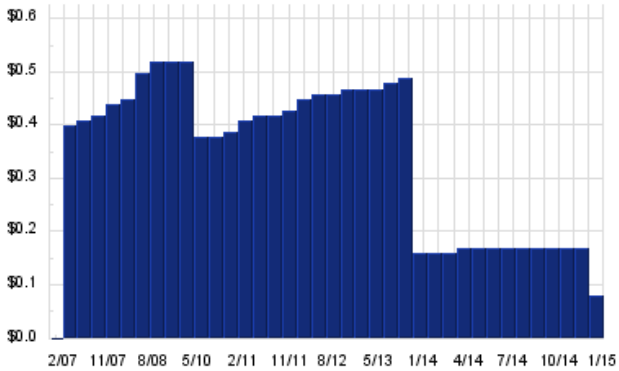


Atlas Resource Partners is an independent developer and producer of natural gas, crude oil and natural gas liquids, with operations in the following areas: the Barnett Shale and Marble Falls play in the Fort Worth Basin in northern Texas; the coal-bed methane producing natural gas assets in the Raton Basin in northern New Mexico, the Black Warrior Basin in central Alabama and the County Line area of Wyoming; the Appalachia basin, including the Marcellus Shale and the Utica Shale; the Mississippi Lime and Hunton plays in northwestern Oklahoma; and other operating areas. As of Dec 31 2013, Co. had total estimated proved reserves of 1.17 trillion cubic feet of gas equivalents.

BBEP – Key Stats

Name:	Breitbart Energy Partners LP
Sector:	Oil & Gas Exploration & Production
36 Month Beta:	1.25
Total Market Cap:	\$1,067,000,000
% Held by Institutions:	22.06%
% Held by ETFs:	0.79%

BBEP Dividend History



TickerTech.com Feb 5, 2015

BBEP – 12.5% Yield

Breitbart Energy Partners LP

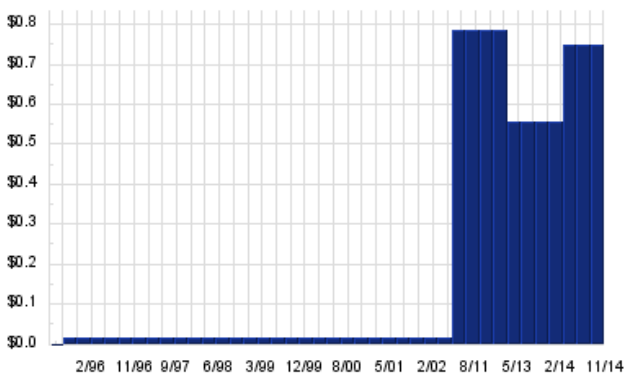


Breitbart Energy Partners is an independent oil and gas partnership focused on the acquisition, exploitation and development of oil, natural gas liquids and gas properties in the U.S. Co.'s assets are located primarily in: the Antrim Shale and several non-Antrim formations in Michigan; the Oklahoma Panhandle; the Permian Basin in Texas; the Evanston, Green River, Wind River, Big Horn and Powder River Basins in Wyoming; the Los Angeles and San Joaquin Basins in California; the Sunniland Trend in Florida; and the New Albany Shale in Indiana and Kentucky. As of Dec 31 2013, Co.'s total estimated proved reserves were 214.3 million barrels of oil equivalent.

RIG – Key Stats

Name:	Transocean Ltd.
Website:	www.deepwater.com
Sector:	Oil & Gas Exploration & Production
36 Month Beta:	1.91
Total Market Cap:	\$6,260,000,000
% Held by Institutions:	72.86%
% Held by ETFs:	4.21%

RIG Dividend History



TickerTech.com Feb 5, 2015

RIG – 16.9% Yield

Transocean Ltd.



Transocean is a provider of offshore contract drilling services for oil and gas wells. Co. focuses on deepwater and harsh environment drilling services. Co. contracts its drilling rigs, related equipment and work crews on a day rate basis to drill oil and gas wells. Co. also provides oil and gas drilling management services, drilling engineering and drilling project management services primarily in the North Sea, through Advanced Drilling Technology International Limited (ADTI), its wholly-owned U.K. subsidiary. ADTI conducts drilling management services primarily either on a dayrate or on a completed-project, fixed-price or turnkey basis.

 **Energy Stock Channel**

 **Dividend Channel**

Nothing in Dividend Channel is intended to be investment advice, nor does it represent the opinion of, counsel from, or recommendations by BNK Invest Inc. or any of its affiliates, subsidiaries or partners. None of the information contained herein constitutes a recommendation that any particular security, portfolio, transaction, or investment strategy is suitable for any specific person. All viewers agree that under no circumstances will BNK Invest, Inc., its subsidiaries, partners, officers, employees, affiliates, or agents be held liable for any loss or damage caused by your reliance on information obtained. By visiting, using or viewing this site, you agree to the following [Full Disclaimer & Terms of Service](#). Video widget and dividend videos powered by Market News Video. Quote data delayed at least 20 minutes; [data powered by Ticker Technologies](#), and Mergent. [Contact Dividend Channel](#); [Meet Our Editorial Staff](#).