

10 Yield Gushing Energy Stocks

<http://www.energystockchannel.com/>

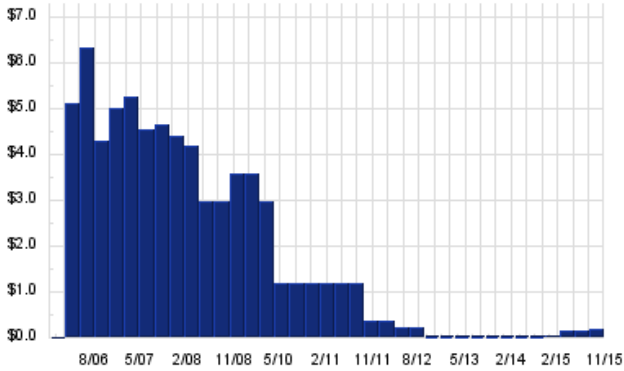
Energy Stock Channel paired our coverage universe of energy stocks, with Dividend Channel's proprietary DividendRank formula, to bring you this list of 10 top ranked energy dividend stocks. The DividendRank formula considers a variety of data – dividend history & yield, book value, quarterly earnings – and compares it to the stock's trading data to come up with certain calculations about profitability and about the stock's valuation (whether we think it looks "cheap" or "expensive"). The result is this list of the top most "interesting" ideas that merit further research.



DHT — Key Stats

Name:	DHT Holdings, Inc.
Website:	www.dhtankers.com
Sector:	Oil & Gas Equipment & Services
36 Month Beta:	1.15
Total Market Cap:	\$549,000,000
% Held by Institutions:	91.1%
% Held by ETFs:	2.86%

DHT Dividend History



TickerTech.com Feb 4, 2016

DHT — 14.2% Yield

DHT Holdings, Inc.

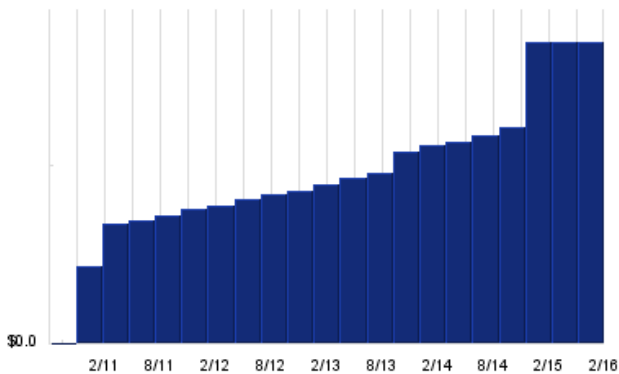


Co. is a holding company. Through its subsidiaries, Co. operates a fleet of crude oil tankers. As of Mar. 10, 2015, Co.'s fleet consisted of 18 crude oil tankers, including 14 very large crude carriers, 2 Suezmax tankers, and 2 Aframax tankers. The fleet in operation consists of 14 very large crude carriers, which are tankers ranging in size from 200,000 to 320,000 deadweight tons, two Suezmax tankers, which are tankers ranging in size from 130,000 to 170,000 dwt and two Aframax tankers, which are tankers ranging in size from 80,000 to 120,000 dwt. Co.'s fleet principally operates on international routes and its fleet in operation had a combined carrying capacity of 4,910,160 dwt.

WPZ — Key Stats

Name:	Williams Partners LP (New)
Website:	www.accessmidstream.com
Sector:	Oil & Gas Equipment & Services
36 Month Beta:	1.83
Total Market Cap:	\$12,016,000,000
% Held by Institutions:	24.28%
% Held by ETFs:	0.14%

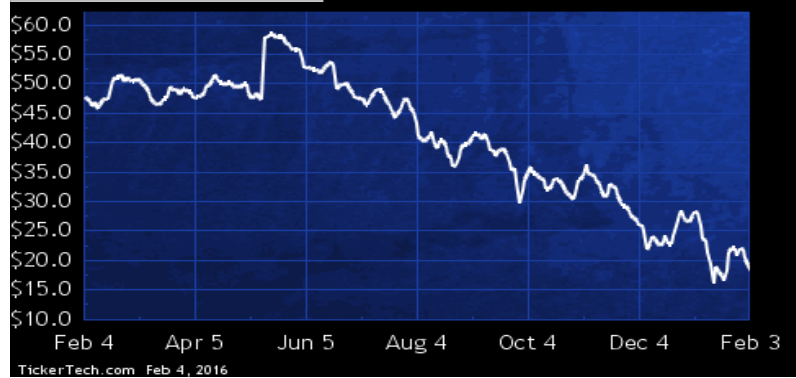
WPZ Dividend History



TickerTech.com Feb 4, 2016

WPZ — 18.6% Yield

Williams Partners LP

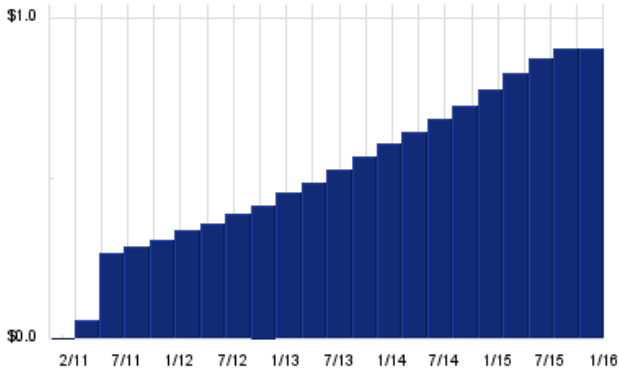


Williams Partners is engaged in owning, operating, developing and acquiring natural gas, natural gas liquids (NGLs) and oil gathering systems and other midstream energy assets. Co. is principally focused on natural gas and NGL gathering that connects natural gas and NGLs produced at the wellhead to third-party takeaway pipelines. Co. operates assets in the Barnett Shale region in north-central Texas, the Eagle Ford Shale region in South Texas, the Haynesville Shale region in northwest Louisiana, the Marcellus Shale region primarily in Pennsylvania and West Virginia, the Niobrara Shale region in eastern Wyoming, the Utica Shale region in eastern Ohio, and the Mid-Continent region.

TRGP – Key Stats

Name:	Targa Resources Corp
Website:	www.targaresources.com
Sector:	Oil & Gas Equipment & Services
36 Month Beta:	2.55
Total Market Cap:	\$1,205,000,000
% Held by Institutions:	85.38%
% Held by ETFs:	3.20%

TRGP Dividend History



TickerTech.com Feb 4, 2016

TRGP – 16.4% Yield

Targa Resources Corp

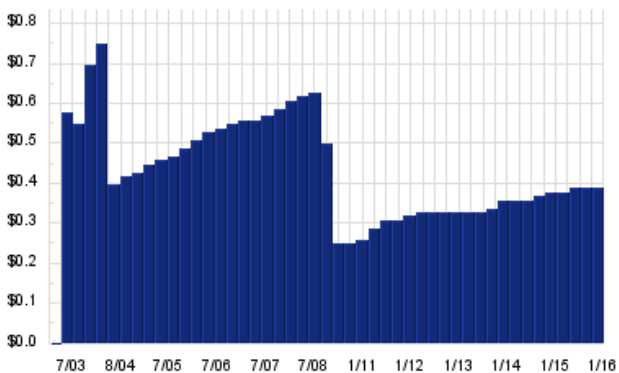


Targa Resources has general and limited partner interests in Targa Resources Partners LP (the Partnership). The Partnership is engaged in the business of gathering, compressing, treating, processing and selling natural gas and storing, fractionating, treating, transporting, termining and selling natural gas liquids (NGLs) and NGL products, and gathering, storing and termining crude oil, and refined petroleum products. The Partnership has two primary divisions: Gathering and Processing, consisting of two segments, Field Gathering and Processing, and Coastal Gathering and Processing; and Logistics and Marketing, consisting of two segments, Logistics Assets, and Marketing and Distribution.

ENLK – Key Stats

Name:	EnLink Midstream Partners LP
Website:	www.crosstenergy.com
Sector:	Oil & Gas Refining & Marketing
36 Month Beta:	1.36
Total Market Cap:	\$3,712,000,000
% Held by Institutions:	37.52%
% Held by ETFs:	0.34%

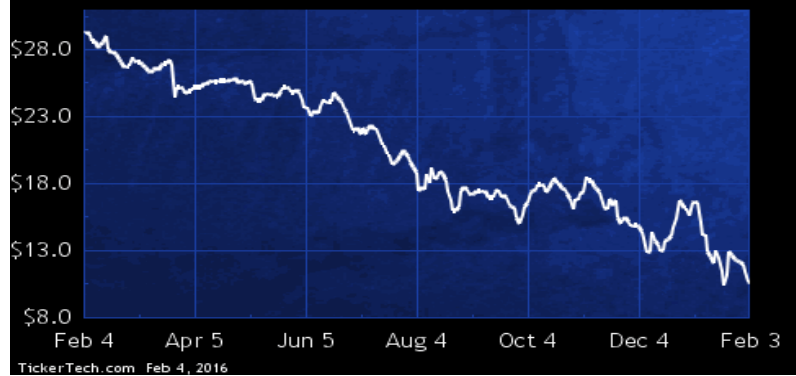
ENLK Dividend History



TickerTech.com Feb 4, 2016

ENLK – 14.7% Yield

EnLink Midstream Partners LP

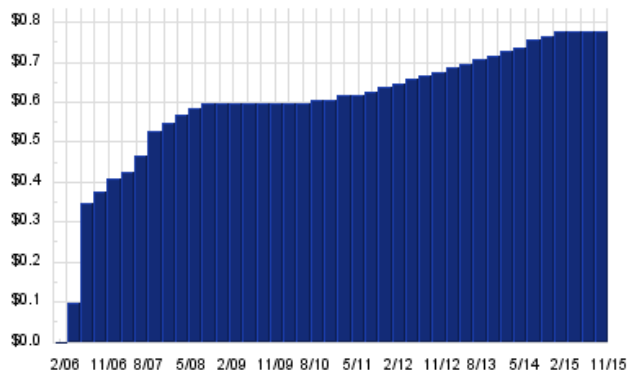


EnLink Midstream Partners provides midstream energy services, including gathering, transmission, processing, and fractionation and marketing to producers of natural gas, natural gas liquids (NGLs), crude oil and condensate. Co. has five reportable segments: South Louisiana processing, crude and NGL, which includes its processing and NGL assets in South Louisiana; Louisiana, which includes its pipelines and processing plants in Louisiana; North Texas, which includes its activities in the Barnett Shale and Permian Basin; Ohio River Valley, which includes its activities in the Utica and Marcellus Shales; and Corporate, which includes its equity investment in Howard Energy Partners.

DPM – Key Stats

Name:	DCP Midstream Partners LP
Website:	www.dcppartners.com
Sector:	Oil & Gas Equipment & Services
36 Month Beta:	1.84
Total Market Cap:	\$2,111,000,000
% Held by Institutions:	91.18%
% Held by ETFs:	0.59%

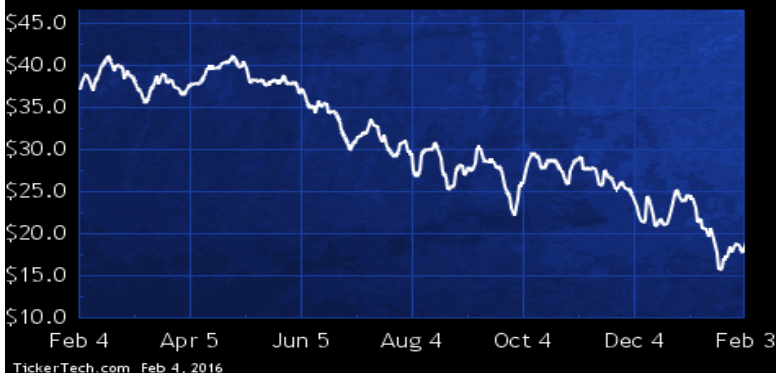
DPM Dividend History



TickerTech.com Feb 4, 2016

DPM – 16.4% Yield

DCP Midstream Partners LP

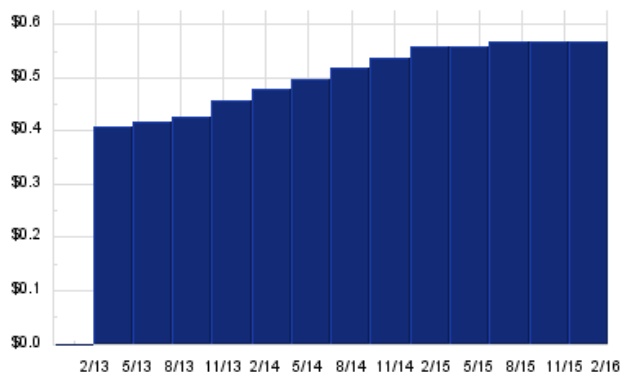


DCP Midstream Partners is a limited partnership that owns, operates, acquires and develops a portfolio of midstream energy assets. Co. is engaged in gathering, compressing, treating, processing, transporting, storing and selling natural gas; producing, fractionating, transporting, storing and selling natural gas liquids (NGLs) and recovering and selling condensate; and transporting, storing and selling propane in wholesale markets. Co.'s operations are organized into three segments: Natural Gas Services, NGL Logistics and Wholesale Propane Logistics.

SMLP – Key Stats

Name:	Summit Midstream Partners LP
Website:	www.summitmidstream.com
Sector:	Oil & Gas Equipment & Services
36 Month Beta:	1.36
Total Market Cap:	\$758,000,000
% Held by Institutions:	48.64%
% Held by ETFs:	0.50%

SMLP Dividend History



TickerTech.com Feb 4, 2016

SMLP – 13.9% Yield

Summit Midstream Partners LP

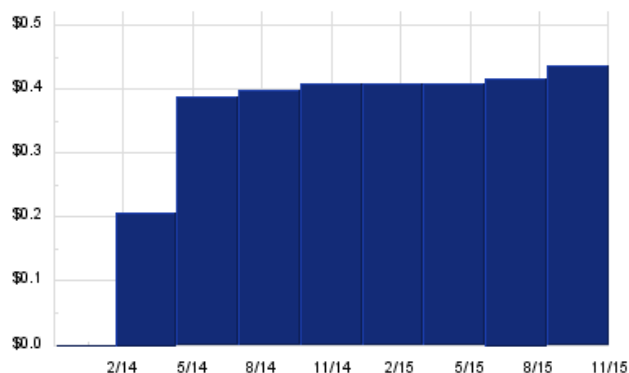


Summit Midstream Partners is engaged in developing, owning and operating midstream energy infrastructure assets that are located in the core producing areas of unconventional resource basins, primarily shale formations, in North America. As of Dec 31 2014, Co. operated in the Appalachian Basin, comprising the Marcellus Shale formation in northern West Virginia; the Williston Basin, consisting of the Bakken and Three Forks shale formations in northwestern North Dakota; the Fort Worth Basin, comprising the Barnett Shale formation in north-central Texas; and the Piceance Basin, comprising the Mesaverde formation and the Mancos and Niobrara shale formations in western Colorado and eastern Utah.

ARCX — Key Stats

Name: [ARC Logistics Partners LP](#)
 Website: www.arcxlp.com
 Sector: [Oil & Gas Equipment & Services](#)

ARCX Dividend History



TickerTech.com Feb 4, 2016

ARCX — 14.1% Yield

ARC Logistics Partners LP

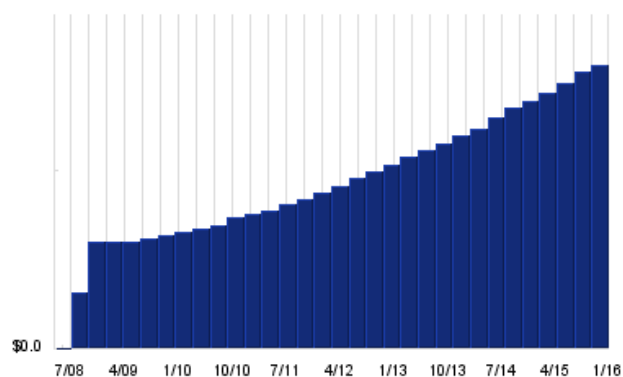


ARC Logistics Partners is engaged in the terminalling, storage, throughput and transloading of crude oil and petroleum products. As of Dec 31 2014, Co.'s energy logistics assets were located in the East Coast, Gulf Coast, West Coast and Midwest regions of the U.S. and supply a group of third-party customers. As of the same date, Co.'s assets consisted of: 15 terminals in ten states located in the East Coast, Gulf Coast and Midwest regions of the U.S.; three rail transloading facilities; and a 10.3% interest in a liquefied natural gas regasification and storage facility in Pascagoula, MS.

WES — Key Stats

Name: [Western Gas Partners LP](#)
 Website: www.westerngas.com
 Sector: [Oil & Gas Equipment & Services](#)
 36 Month Beta: 1.26
 Total Market Cap: \$3,941,000,000
 % Held by Institutions: 79.89%
 % Held by ETFs: 0.35%

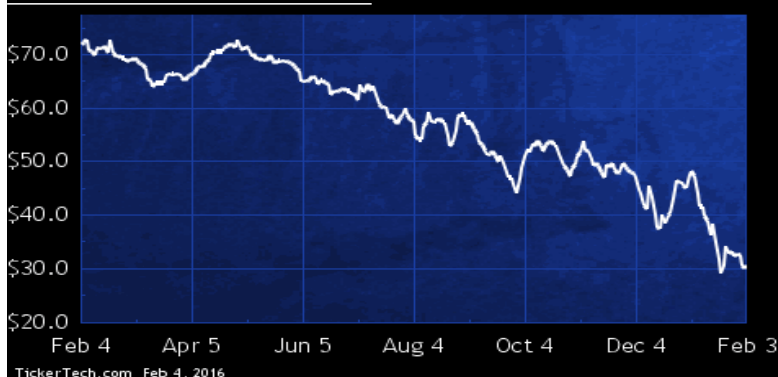
WES Dividend History



TickerTech.com Feb 4, 2016

WES — 10.4% Yield

Western Gas Partners LP

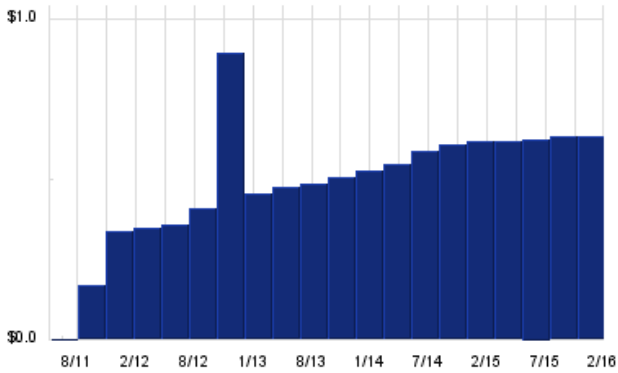


Western Gas Partners is engaged in gathering, processing, compressing, treating and transporting natural gas, condensate, natural gas liquids (NGL) and crude oil for Anadarko Petroleum Corporation and its subsidiaries, as well as third-party producers and customers. As of Dec 31 2014, Co.'s assets, consisted of 14 natural gas gathering systems, eight natural gas treating facilities, 13 natural gas processing facilities, three NGL pipelines, four natural gas pipelines and one oil pipeline. In addition, Co. has operated interests in one natural gas gathering system and three natural gas processing facilities, and also non-operated interests in five natural gas gathering systems.

NGL — Key Stats

Name:	NGL Energy Partners LP
Stock buyback:	NGL buyback
Website:	www.nglenergypartners.com
Sector:	Oil & Gas Refining & Marketing
36 Month Beta:	0.68
Total Market Cap:	\$1,121,000,000
% Held by Institutions:	74.72%
% Held by ETFs:	1.11%

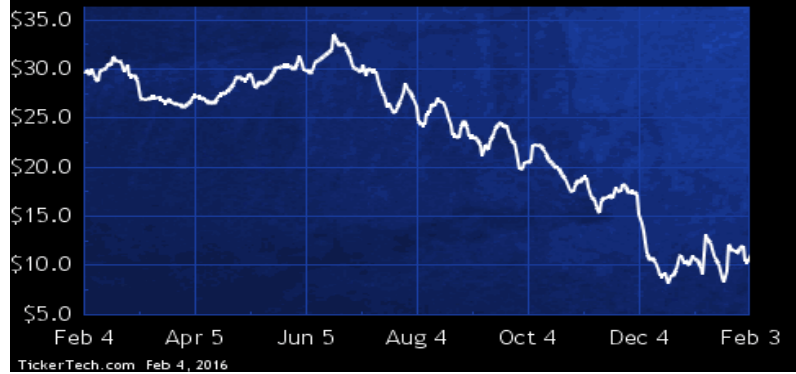
NGL Dividend History



TickerTech.com Feb 4, 2016

NGL — 22.9% Yield

NGL Energy Partners LP

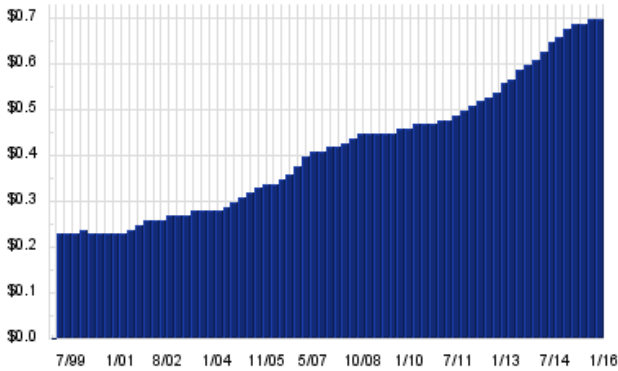


NGL Energy Partners is a limited partnership company. At Mar 31 2015, Co.'s operations include: Crude oil logistics segment, which include owned and leased crude oil storage terminals, injections stations, trailers, railcars, and barges and towboats; water solutions segment, which include water treatment and disposal facilities; liquids segment, which supplies natural gas liquids to retailers, wholesalers, refiners, and petrochemical plants; retail propane segment, which sells propane, distillates, and equipment and supplies to end users; and refines products and renewables segment, which conducts gasoline, diesel, ethanol, and biodiesel marketing operations.

PAA — Key Stats

Name:	Plains All American Pipeline, L.P.
Website:	www.plainsallamerican.com
Sector:	Oil & Gas Equipment & Services
36 Month Beta:	1.05
Total Market Cap:	\$8,110,000,000
% Held by Institutions:	64.08%
% Held by ETFs:	0.55%

PAA Dividend History



TickerTech.com Feb 4, 2016

PAA — 13.7% Yield

Plains All American Pipeline, L.P.



Plains All American Pipeline is a holding company. Co. owns and operates midstream energy infrastructure and provides logistics services for crude oil, natural gas liquids (NGL), natural gas and refined products. Co. has three operating segments: transportation, which transports crude oil and NGL on pipelines, gathering systems, trucks and barges; facilities, which provide storage, terminalling and throughput services for crude oil, refined products, NGL and natural gas, as well as NGL fractionation and isomerization services and natural gas and condensate processing services; and supply and logistics, which consists of the sale of gathered and bulk-purchased crude oil, and sales of NGL.

 **Energy Stock Channel**

 **Dividend Channel**

Nothing in Dividend Channel is intended to be investment advice, nor does it represent the opinion of, counsel from, or recommendations by BNK Invest Inc. or any of its affiliates, subsidiaries or partners. None of the information contained herein constitutes a recommendation that any particular security, portfolio, transaction, or investment strategy is suitable for any specific person. All viewers agree that under no circumstances will BNK Invest, Inc., its subsidiaries, partners, officers, employees, affiliates, or agents be held liable for any loss or damage caused by your reliance on information obtained.

By visiting, using or viewing this site, you agree to the following [Full Disclaimer & Terms of Service](#). Video widget and dividend videos powered by Market News Video. Quote data delayed at least 20 minutes; [data powered by Ticker Technologies](#), and Mergent. [Contact Dividend Channel](#); [Meet Our Editorial Staff](#).