

10 Yield Gushing Energy Stocks

<http://www.energystockchannel.com/>

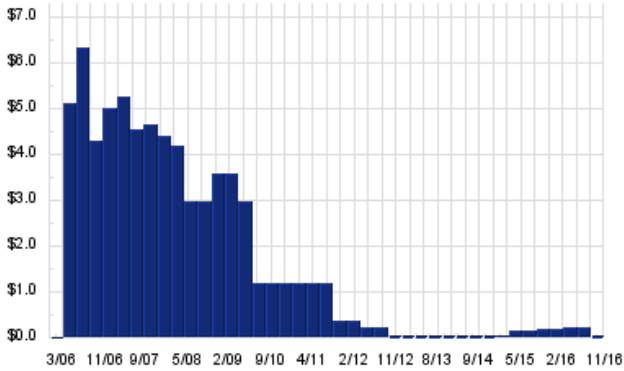
Energy Stock Channel paired our coverage universe of energy stocks, with Dividend Channel's proprietary DividendRank formula, to bring you this list of 10 top ranked energy dividend stocks. The DividendRank formula considers a variety of data – dividend history & yield, book value, quarterly earnings – and compares it to the stock's trading data to come up with certain calculations about profitability and about the stock's valuation (whether we think it looks "cheap" or "expensive"). The result is this list of the top most "interesting" ideas that merit further research.



DHT – Key Stats

Name:	DHT Holdings Inc
Website:	www.dhtankers.com
Sector:	Oil & Gas Equipment & Services
36 Month Beta:	0.80
Total Market Cap:	\$448,000,000
% Held by Institutions:	76.82%
% Held by ETFs:	4.84%

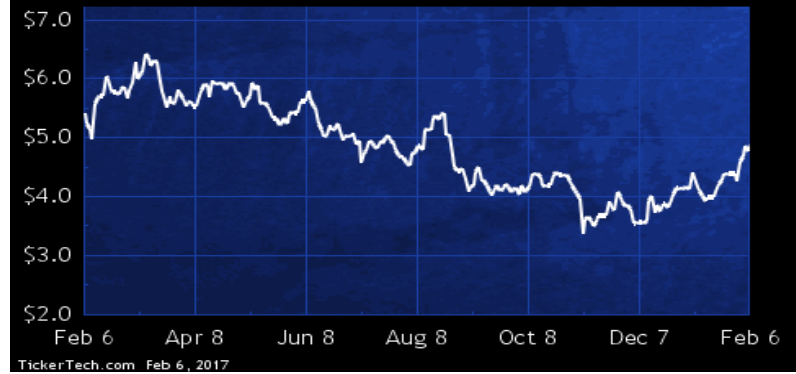
DHT Dividend History



TickerTech.com Feb 6, 2017

DHT – 6.5% Yield

DHT Holdings Inc

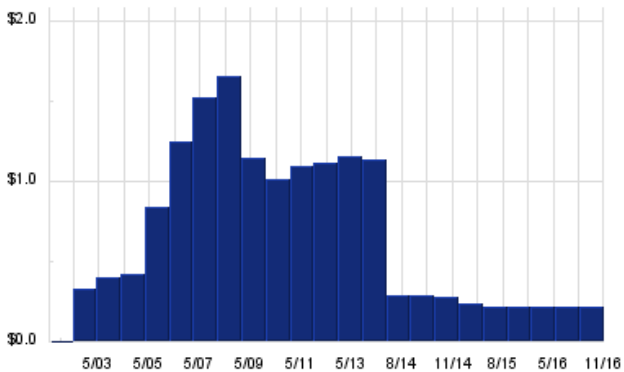


DHT Holdings is engaged in operating a fleet of crude oil tankers. As of Mar. 16, 2016, Co.'s fleet consisted of 20 crude oil tankers of which all are wholly-owned by Co. The fleet in operation consists of 17 very large crude carriers, which are tankers ranging in size from 200,000 to 320,000 deadweight tons, one Suezmax tanker, which ranges in size from 130,000 to 170,000 dwt and two Aframax tankers, which are tankers ranging in size from 80,000 to 120,000 dwt. Co.'s fleet principally operates on international routes and its fleet in operation had a combined carrying capacity of 5,656,937 dwt.

STO – Key Stats

Name:	Statoil ASA
Website:	www.statoil.com
Sector:	Oil & Gas Refining & Marketing
36 Month Beta:	0.97
Total Market Cap:	\$40,377,000,000
% Held by Institutions:	1.8%
% Held by ETFs:	0.35%

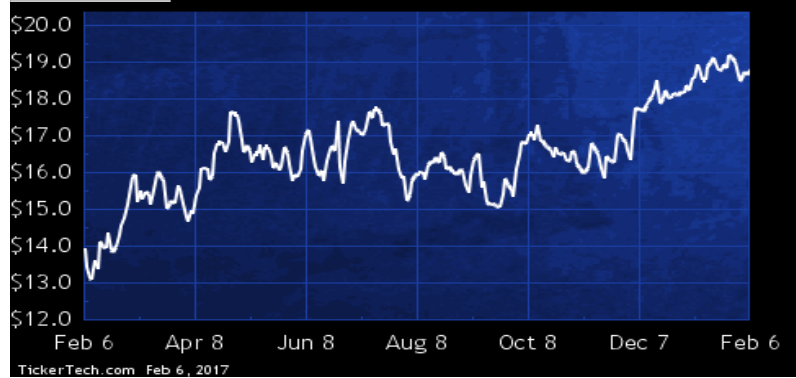
STO Dividend History



TickerTech.com Feb 6, 2017

STO – 4.7% Yield

Statoil ASA

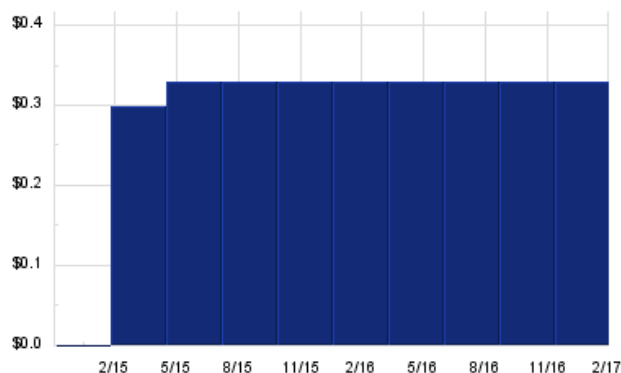


Statoil is engaged in oil and gas exploration and production activities. Co. is primarily focused on exploration, development and production of oil and gas on the Norwegian continental shelf (NCS). Co.'s operations are organized into four segments. The Development and Production Norway and Development and Production International segments explore, develop, produce and extract crude oil, natural gas and natural gas liquids. The Marketing, Processing and Renewable Energy segment markets, trades, transports and processes oil and natural gas and renewable energy. The Other segment consists of global well and project delivery, research and development, and business development.

JPEP — Key Stats

Name: JP Energy Partners LP
 Website: www.jpenergypartners.com
 Sector: Oil & Gas Equipment & Services

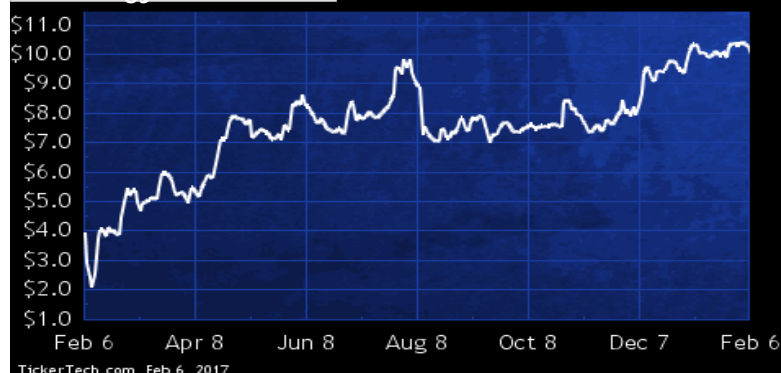
JPEP Dividend History



TickerTech.com Feb 6, 2017

JPEP — 13.0% Yield

JP Energy Partners LP

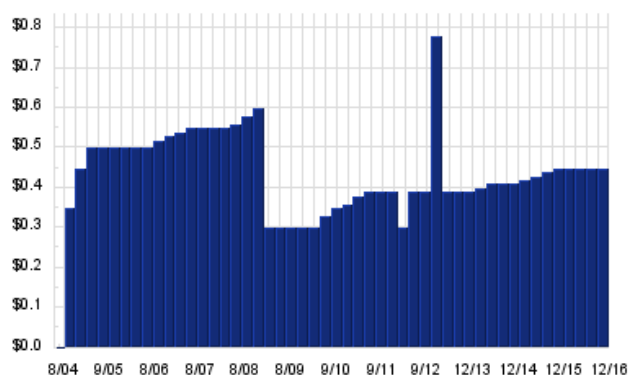


JP Energy Partners owns, operates, develops and acquires a portfolio of midstream energy assets. Co. has three business segments: crude oil pipelines and storage, which consists of a crude oil pipeline operation that operates in the Permian Basin and a crude oil storage facility in Cushing, OK; refined products terminals and storage, which consists of refined products terminals located in North Little Rock, AR and Caddo Mills, TX; and natural gas liquids (NGLs) distribution and sales, which consists of portable cylinder tank exchange, sales of NGLs through its retail, commercial and wholesale distribution business, and NGL gathering and transportation business.

SFL — Key Stats

Name: Ship Finance International Ltd
 Website: www.shipfinance.org
 Sector: Oil & Gas Equipment & Services
 36 Month Beta: 1.63
 Total Market Cap: \$1,332,000,000
 % Held by Institutions: 38.14%
 % Held by ETFs: 2.92%

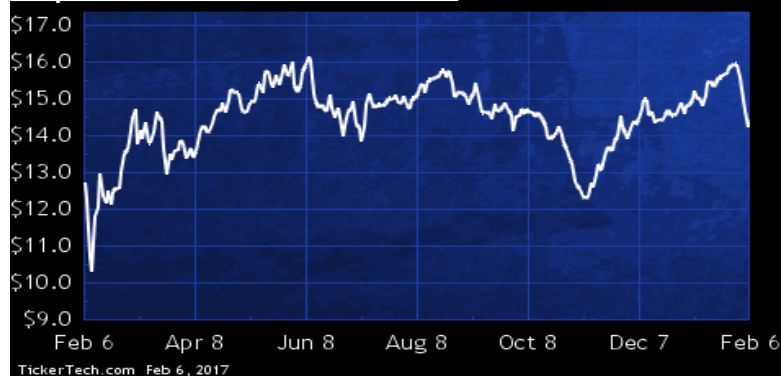
SFL Dividend History



TickerTech.com Feb 6, 2017

SFL — 12.4% Yield

Ship Finance International Ltd

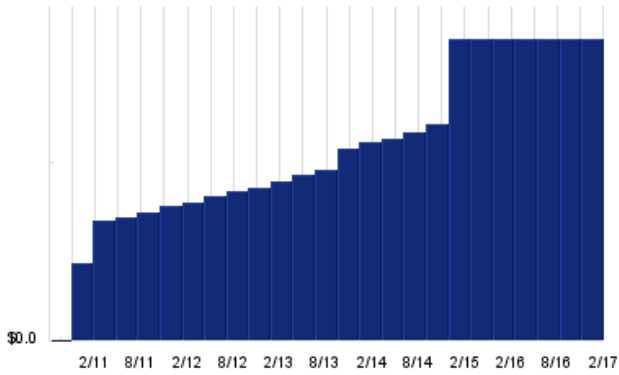


Ship Finance International is an international ship and offshore asset owning and chartering company. Co. operates through subsidiaries, partnerships and branches located in Bermuda, Cyprus, Malta, Liberia, Norway, Singapore, the United Kingdom and the Marshall Islands. As of Dec. 31, 2015, Co. owned 12 very large crude oil carriers ("VLCCs"), four Suezmax crude oil carriers, eight Capesize dry bulk carriers, five Supramax dry bulk carriers, seven Handysize dry bulk carriers, two Kamsarmax dry bulk carriers, 18 container vessels, two car carriers, two jack-up drilling rigs, two ultra-deepwater drilling units, six offshore supply vessels and two chemical tankers.

WPZ – Key Stats

Name:	Williams Partners LP (New)
Website:	www.williamslp.com
Sector:	Oil & Gas Equipment & Services
36 Month Beta:	1.89
Total Market Cap:	\$24,284,000,000
% Held by Institutions:	NA%
% Held by ETFs:	0.19%

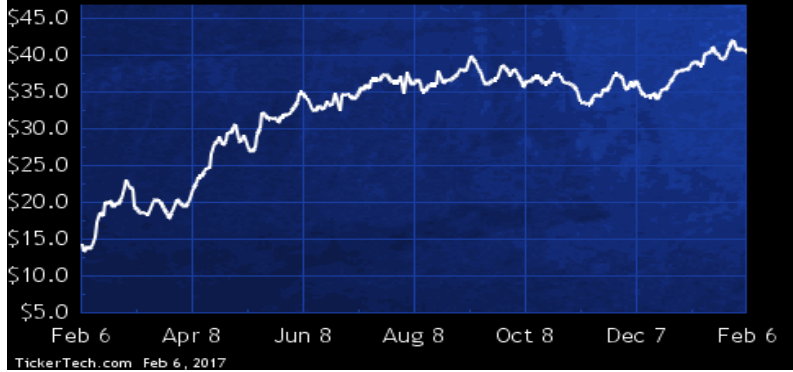
WPZ Dividend History



TickerTech.com Feb 6, 2017

WPZ – 8.4% Yield

Williams Partners LP

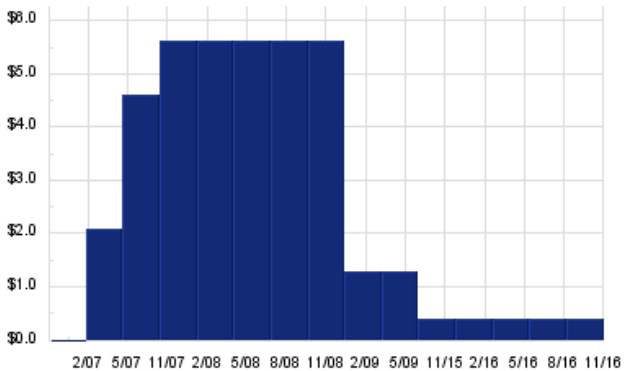


Williams Partners is engaged in the gathering, processing and interstate transportation of natural gas and natural gas liquids. Central segment provides gathering, treating, and compression services to producers in Louisiana, Texas, Arkansas, and Oklahoma. The Northeast G&P segment is comprised of midstream gathering and processing businesses in the Marcellus Shale. Atlantic-Gulf segment includes the Transco interstate natural gas pipeline as well as gathering and processing and crude oil production handling assets in the Gulf Coast. The West segment includes the Northwest Pipeline interstate natural gas pipeline. NGL & Petchem Services segment includes its olefins production facility.

SPP – Key Stats

Name:	Sanchez Production Partners LP
Website:	www.sanchezpp.com
Sector:	Oil & Gas Exploration & Production
36 Month Beta:	-3.47
Total Market Cap:	\$43,000,000
% Held by Institutions:	NA%
% Held by ETFs:	91.55%

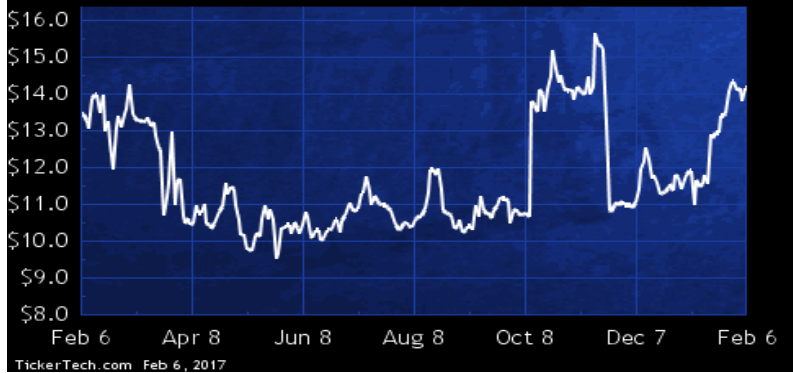
SPP Dividend History



TickerTech.com Feb 6, 2017

SPP – 12.0% Yield

Sanchez Production Partners LP

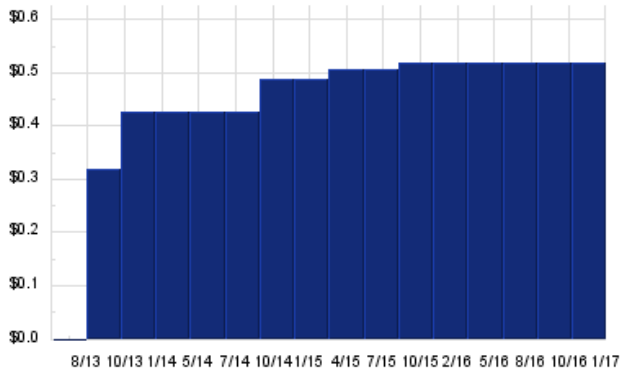


Sanchez Production Partners is focused on the acquisition, development, ownership and operation of midstream and other energy producing assets. Co. operates in two segments: midstream business, which includes the Catarina gathering system; and exploration and production business, which includes oil and natural gas reserves in the Eagle Ford Shale in South Texas and in other areas of Texas and Louisiana, as well as properties in the Mid-Continent region. Co.'s total estimated proved reserves at Dec 31 2015, were approximately 11.6 million barrels of oil equivalent, of which approximately 99.0% were proved developed, with 67.0% being natural gas, 6.0% natural gas liquids, and 27.0% oil.

KNOP – Key Stats

Name:	KNOT Offshore Partners LP
Stock buyback:	KNOP buyback
Website:	www.knotoffshorepartners.com
Sector:	Oil & Gas Equipment & Services
36 Month Beta:	0.56
Total Market Cap:	\$189,000,000
% Held by Institutions:	40.71%
% Held by ETFs:	0.03%

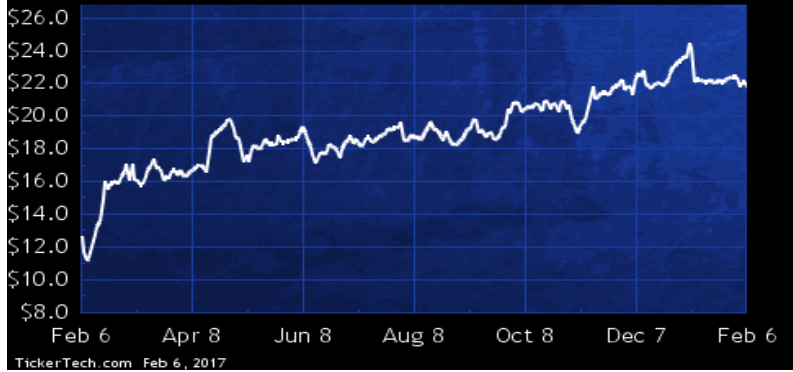
KNOP Dividend History



TickerTech.com Feb 6, 2017

KNOP – 9.6% Yield

KNOT Offshore Partners LP

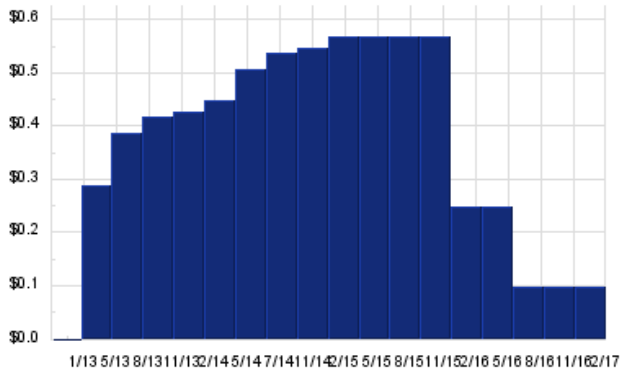


KNOT Offshore Partners is a limited partnership formed to own, operate and acquire shuttle tankers under long-term charters, which Co. defines as charters of five years or more. Co.'s initial fleet of shuttle tankers was contributed to Co. by Knutsen NYK Offshore Tankers AS, or KNOT, which is jointly owned by TS Shipping Invest AS (TSSI), and Nippon Yusen Kaisha (NYK). As of Dec. 31, 2015, Co.'s fleet consists of ten shuttle tankers. The market for Co.'s services is the offshore oil transportation industry, and Co.'s customers consist primarily of major oil and gas companies, independent oil and gas producers and government-owned oil companies.

SDLP – Key Stats

Name:	Seadrill Partners LLC
Website:	www.seadrillpartners.com
Sector:	Oil & Gas Exploration & Production
36 Month Beta:	2.75
Total Market Cap:	\$321,000,000
% Held by Institutions:	74.43%
% Held by ETFs:	0.02%

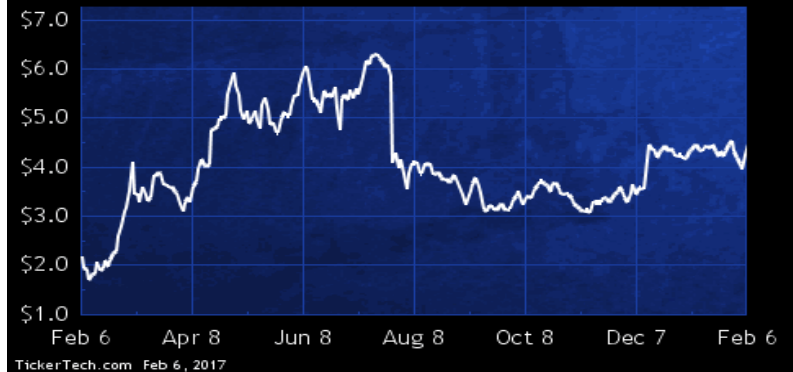
SDLP Dividend History



TickerTech.com Feb 6, 2017

SDLP – 8.9% Yield

Seadrill Partners LLC

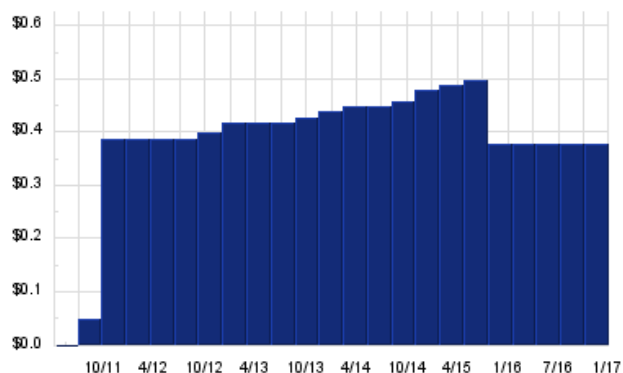


Seadrill Partners is engaged in owning, operating and acquiring offshore drilling units. Co.'s drilling units are under long-term contracts with major oil companies such as Chevron, Total, BP, ExxonMobil and Tullow. Offshore drilling units are categorized in four rigs: jack-up rigs which are mobile, self-elevating drilling platforms equipped with legs that are lowered to the ocean floor; tender rigs conduct production drilling from fixed or floating platforms; semi-submersible rigs operate in a "semi-submerged" floating position; and drillship which are self-propelled ships equipped for drilling in deepwater.

CCLP – Key Stats

Name:	CSI Compressco LP
Website:	www.compressco.com
Sector:	Oil & Gas Equipment & Services

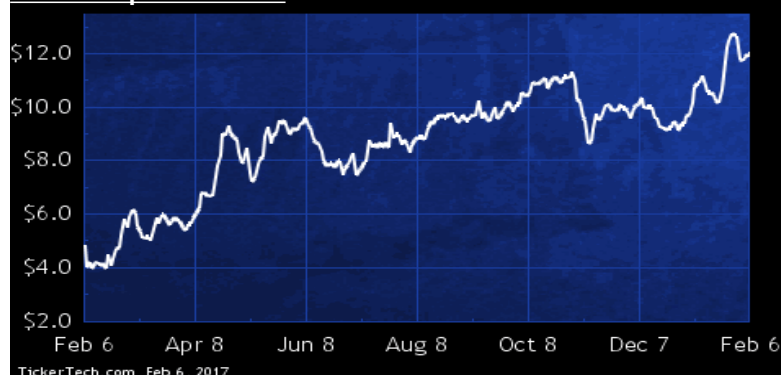
CCLP Dividend History



TickerTech.com Feb 6, 2017

CCLP – 12.6% Yield

CSI Compressco LP

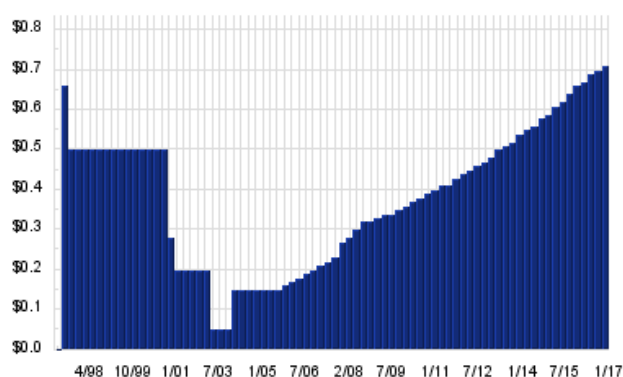


CSI Compressco is a provider of compression services and equipment for natural gas and oil production, gathering, transportation, processing, and storage. Co. sells standard and custom-designed compressor packages and oilfield fluid pump systems, and provides aftermarket services and compressor package parts and components manufactured by third-party suppliers. Co. provides these compression services and equipment to a range of natural gas and oil exploration and production, midstream, and transmission companies operating throughout the onshore producing regions of the U.S. as well as in several foreign countries, including Mexico, Canada, and Argentina.

GEL – Key Stats

Name:	Genesis Energy L.P.
Website:	www.genesisenergy.com
Sector:	Oil & Gas Equipment & Services
36 Month Beta:	1.57
Total Market Cap:	\$4,216,000,000
% Held by Institutions:	79.75%
% Held by ETFs:	1.40%

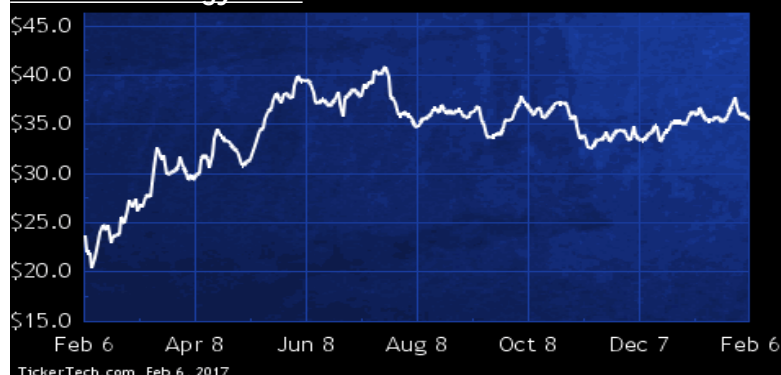
GEL Dividend History



TickerTech.com Feb 6, 2017

GEL – 8.0% Yield

Genesis Energy L.P.



Genesis Energy is focused on the midstream segment of the oil and natural gas industry in the Gulf Coast region of the U.S., primarily Texas, Louisiana, Arkansas, Mississippi, Alabama, Florida, Wyoming and in the Gulf of Mexico. Co. manages its businesses through five divisions: onshore pipeline transportation of crude oil and carbon dioxide; offshore pipeline transportation of crude oil; refinery services involving processing of high sulfur gas streams; marine transportation to provide waterborne transportation of petroleum products and crude oil; and supply and logistics services, which include terminaling, blending, storing, marketing, and transporting crude oil and petroleum products.

 **Energy Stock Channel**

 **Dividend Channel**

Nothing in Dividend Channel is intended to be investment advice, nor does it represent the opinion of, counsel from, or recommendations by BNK Invest Inc. or any of its affiliates, subsidiaries or partners. None of the information contained herein constitutes a recommendation that any particular security, portfolio, transaction, or investment strategy is suitable for any specific person. All viewers agree that under no circumstances will BNK Invest, Inc., its subsidiaries, partners, officers, employees, affiliates, or agents be held liable for any loss or damage caused by your reliance on information obtained. By visiting, using or viewing this site, you agree to the following [Full Disclaimer & Terms of Service](#). Video widget and dividend videos powered by Market News Video. Quote data delayed at least 20 minutes; [data powered by Ticker Technologies](#), and Mergent. [Contact Dividend Channel](#); [Meet Our Editorial Staff](#).