

10 Yield Gushing Energy Stocks

<http://www.energystockchannel.com/>

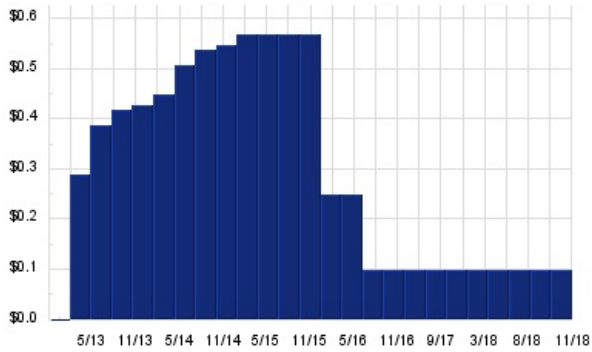
Energy Stock Channel paired our coverage universe of energy stocks, with Dividend Channel's proprietary DividendRank formula, to bring you this list of 10 top ranked energy dividend stocks. The DividendRank formula considers a variety of data – dividend history & yield, book value, quarterly earnings – and compares it to the stock's trading data to come up with certain calculations about profitability and about the stock's valuation (whether we think it looks "cheap" or "expensive"). The result is this list of the top most "interesting" ideas that merit further research.



SDLP — KEY STATS

Name: Seadrill Partners LLC
 Website: www.seadrillpartners.com
 Sector: Oil & Gas Exploration & Production

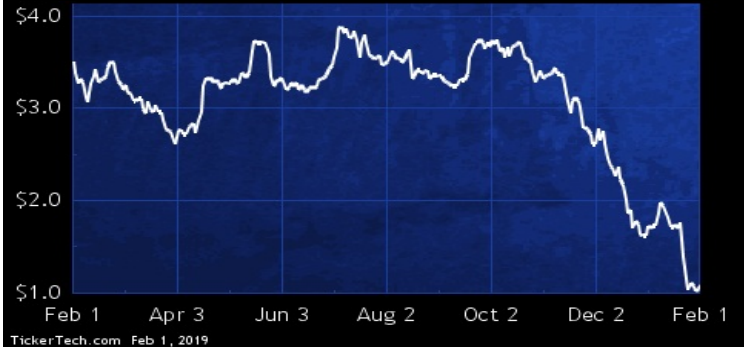
SDLP DIVIDEND HISTORY



TickerTech.com Feb 1, 2019

SDLP — 3.7% YIELD

Seadrill Partners LLC

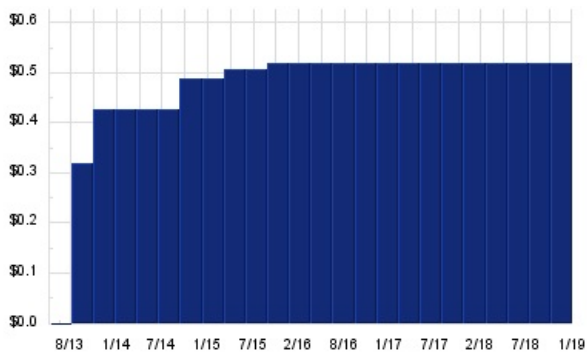


Seadrill Partners is engaged in owning, operating and acquiring offshore drilling units. Co.'s drilling units are under long-term contracts with major oil companies such as Chevron, Total, BP, ExxonMobil and Tullow. Offshore drillings units are categorized in four rigs: jack-up rigs which are mobile, self-elevating drilling platforms equipped with legs that are lowered to the ocean floor; tender rigs conduct production drilling from fixed or floating platforms; semi-submersible rigs operate in a "semi-submerged" floating position; and drillship which are self-propelled ships equipped for drilling in deepwater.

KNOP — KEY STATS

Name: KNOT Offshore Partners LP
 Stock buyback: KNOP buyback
 Website: www.knotoffshorepartners.com
 Sector: Oil & Gas Equipment & Services
 36 Month Beta: 0.68
 Total Market Cap: \$165,000,000
 % Held by Institutions: 40.71%
 % Held by ETFs: 6.09%

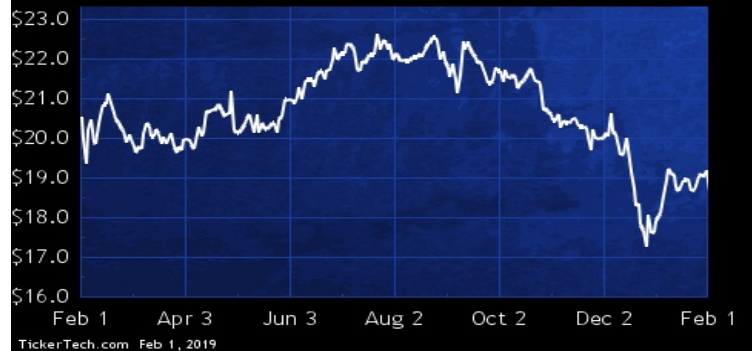
KNOP DIVIDEND HISTORY



TickerTech.com Feb 1, 2019

KNOP — 11.2% YIELD

KNOT Offshore Partners LP

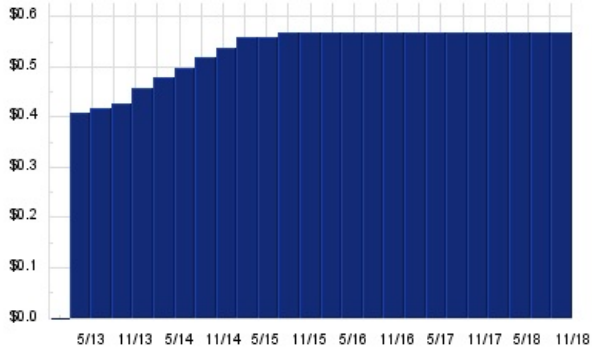


KNOT Offshore Partners is a limited partnership formed to own, operate and acquire shuttle tankers under long-term charters, which Co. defines as charters of five years or more. Co.'s initial fleet of shuttle tankers was contributed to Co. by Knutsen NYK Offshore Tankers AS, or KNOT, which is jointly owned by TS Shipping Invest AS (TSSI), and Nippon Yusen Kaisha (NYK). As of Dec. 31, 2016, Co.'s fleet consists of eleven shuttle tankers. The market for Co.'s services is the offshore oil transportation industry, and Co.'s customers consist primarily of major oil and gas companies, independent oil and gas producers and government-owned oil companies.

SMLP — KEY STATS

Name:	Summit Midstream Partners LP
Website:	www.summitmidstream.com
Sector:	Oil & Gas Equipment & Services
36 Month Beta:	1.89
Total Market Cap:	\$979,000,000
% Held by Institutions:	0%
% Held by ETFs:	1.02%

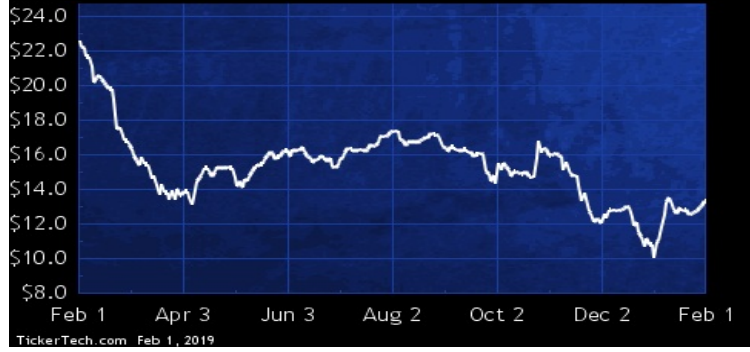
SMLP DIVIDEND HISTORY



TickerTech.com Feb 1, 2019

SMLP — 17.3% YIELD

Summit Midstream Partners LP

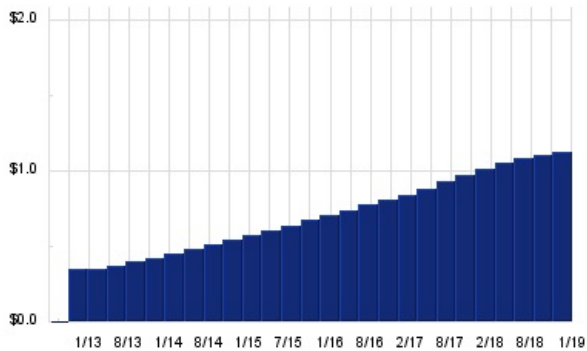


Summit Midstream Partners is engaged in developing, owning and operating midstream energy infrastructure assets that are located in the core producing areas of unconventional resource basins, primarily shale formations, in the continental U.S. Co. has ownership interests in the following gathering systems: Summit Midstream Utica, LLC, a natural gas gathering system operating in the Appalachian Basin; Tioga Midstream, LLC, crude oil, produced water and associated natural gas gathering systems operating in the Williston Basin; and Niobrara Gathering and Processing system, an associated natural gas gathering and processing system operating in the Denver-Julesburg Basin.

EQM — KEY STATS

Name:	EQM Midstream Partners LP
Website:	www.eqtmidstreampartners.com
Sector:	Oil & Gas Equipment & Services
36 Month Beta:	1.15
Total Market Cap:	\$5,666,000,000
% Held by Institutions:	0%
% Held by ETFs:	0.25%

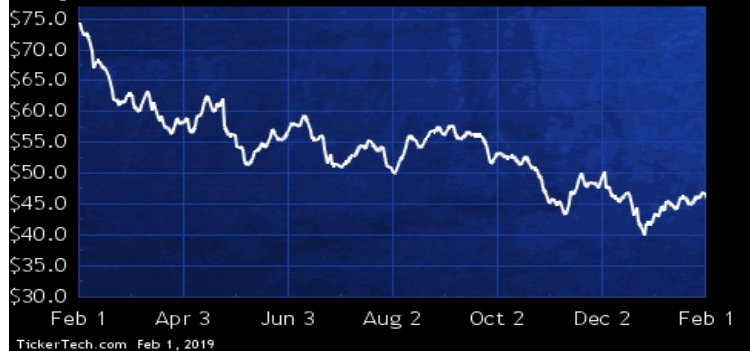
EQM DIVIDEND HISTORY



TickerTech.com Feb 1, 2019

EQM — 9.9% YIELD

EQM Midstream Partners LP

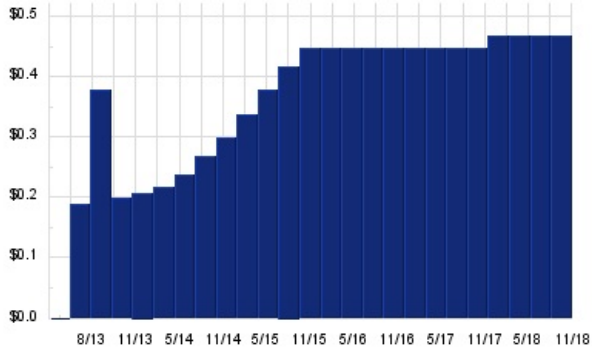


EQM Midstream Partners owns, operates, acquires and develops midstream assets in the Appalachian Basin. Co. provides midstream services to EQT Corporation (EQT) and multiple third parties in Pennsylvania, West Virginia and Ohio through its two primary assets: the gathering system, which delivers natural gas from wells and other receipt points to transmission pipelines, and the transmission and storage system, which delivers gas to local demand users and interstate pipelines for access to demand markets. Co.'s operations are primarily focused in southwestern Pennsylvania and northern West Virginia, known as the Marcellus, Upper Devonian and Utica Shales.

SEMG – KEY STATS

Name:	SemGroup Corp
Website:	www.semgroupcorp.com
Sector:	Oil & Gas Equipment & Services
36 Month Beta:	1.47
Total Market Cap:	\$1,299,000,000
% Held by Institutions:	100.13%
% Held by ETFs:	5.67%

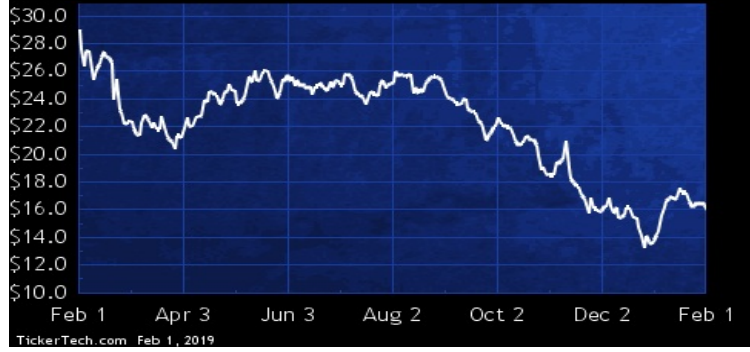
SEMG DIVIDEND HISTORY



TickerTech.com Feb 1, 2019

SEMG – 11.8% YIELD

SemGroup Corp

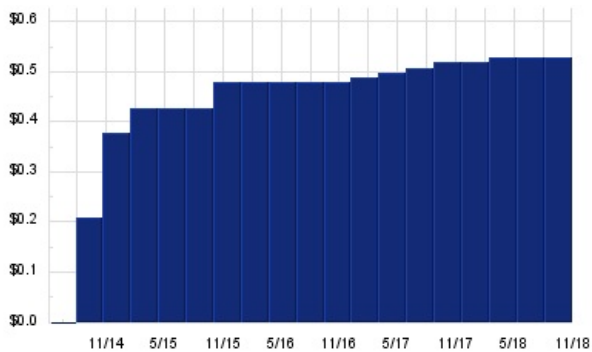


SemGroup provides gathering, transportation, storage, distribution, marketing and other midstream services. Co. segments are: Crude Transportation, which operates crude oil pipelines and a truck transportation business; Crude Facilities, which operates a crude oil storage and terminal business; Crude Supply and Logistics, which operates a crude oil marketing business; Houston Fuel Oil Terminal Company LLC, which stores, blends and transports refinery products and refinery feedstocks via pipeline, barge, rail, truck and ship; SemGas, which provides natural gas gathering, processing and marketing services; and SemCAMS, which owns and operates natural gas processing and gathering facilities.

GLOP – KEY STATS

Name:	GasLog Partners LP
Website:	www.gaslogmlp.com
Sector:	Oil & Gas Equipment & Services

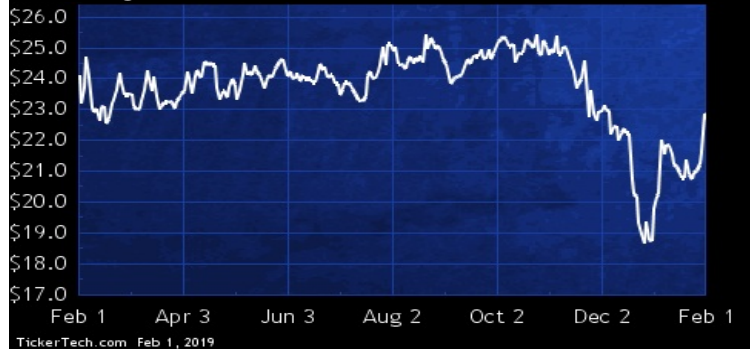
GLOP DIVIDEND HISTORY



TickerTech.com Feb 1, 2019

GLOP – 9.7% YIELD

GasLog Partners LP



GasLog Partners is a holding company. Co. is a limited partnership formed to own, operate and acquire liquefied natural gas (LNG) carriers engaged in LNG transportation under long-term charters. As of Feb 8 2018, Co. has a fleet of 12 LNG carriers, including seven vessels with TFDE propulsion technology and five Steam vessels. Co. provides services of its ships under time charters. A time charter is a contract for the use of the ship for a specified term at a daily hire rate. Under a time charter, the ship owner provides crewing and other services related to the ship's operation, the cost of which is covered by the hire rate, and the customer is responsible for all of the ship voyage costs.

ENLC – KEY STATS

Name:	EnLink Midstream LLC
Website:	www.enlink.com
Sector:	Oil & Gas Equipment & Services
36 Month Beta:	2.41
Total Market Cap:	\$2,012,000,000
% Held by Institutions:	67.53%
% Held by ETFs:	0.09%

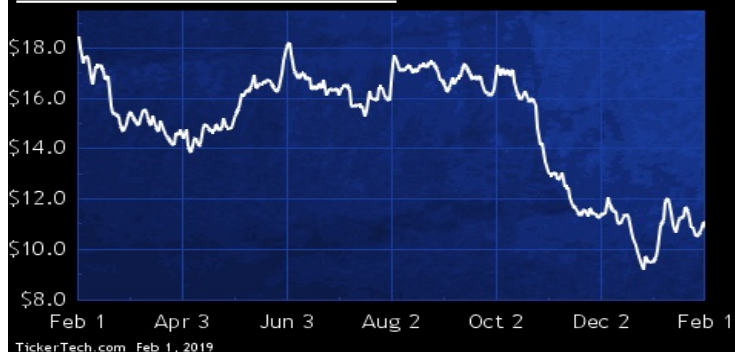
ENLC DIVIDEND HISTORY



TickerTech.com Feb 1, 2019

ENLC – 10.1% YIELD

EnLink Midstream LLC

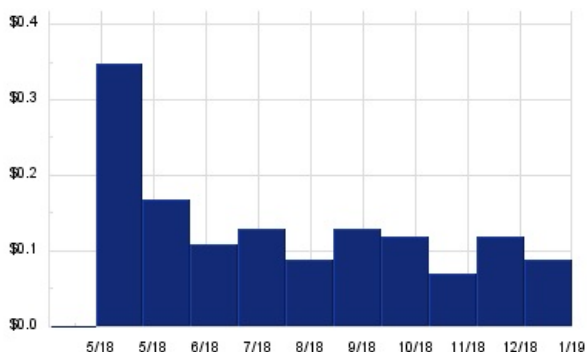


EnLink Midstream is a holding company. Co's assets consist of equity interests in EnLink Midstream Partners, LP (ENLK) and EnLink Oklahoma Gas Processing, LP (EnLink Oklahoma T.O.). ENLK primarily focuses on providing midstream energy services, including: gathering, compressing, treating, processing, transporting, storing and selling natural gas; fractionating, transporting, storing, exporting and selling natural gas liquids (NGLs); and gathering, transporting, stabilizing, storing, trans-loading and selling crude oil and condensate. EnLink Oklahoma T.O. is engaged in the gathering, transmission and processing of natural gas and NGLs.

PRT – KEY STATS

Name:	PermRock Royalty Trust
Sector:	Oil & Gas Exploration & Production

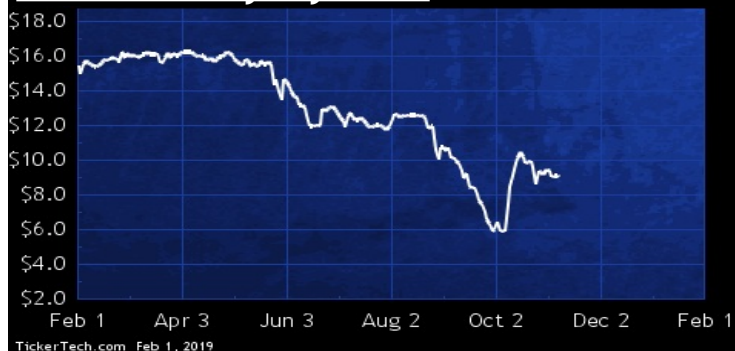
PRT DIVIDEND HISTORY



TickerTech.com Feb 1, 2019

PRT – 11.7% YIELD

PermRock Royalty Trust

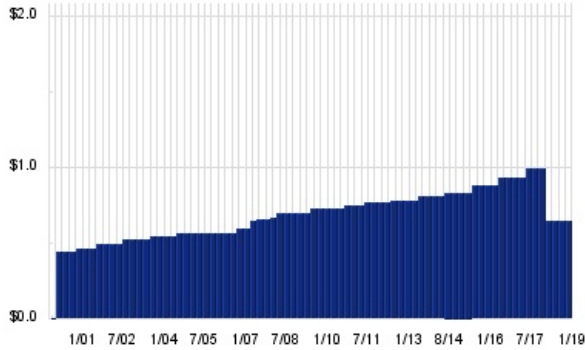


PermRock Royalty is focused on the acquisition, development and operation of oil and natural gas properties in the Permian Basin.

TCP — KEY STATS

Name:	TC PipeLines, LP
Website:	www.tcpipelineslp.com
Sector:	Oil & Gas Equipment & Services
36 Month Beta:	0.59
Total Market Cap:	\$2,330,000,000
% Held by Institutions:	61.79%
% Held by ETFs:	3.14%

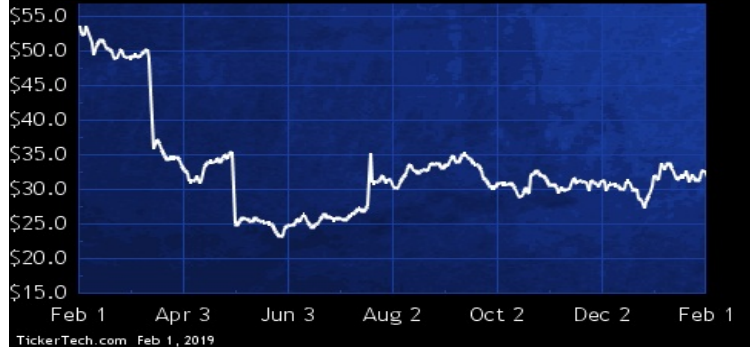
TCP DIVIDEND HISTORY



TickerTech.com Feb 1, 2019

TCP — 8.2% YIELD

TC PipeLines, LP

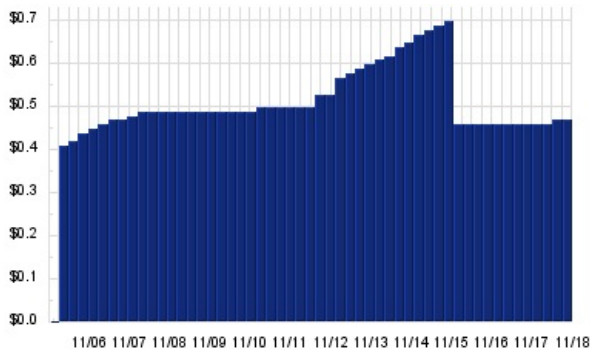


TC PipeLines is engaged in acquiring, owning and participating in the management of energy infrastructure businesses in North America. Co. has ownership interests in eight natural gas interstate pipeline systems (Gas Transmission Northwest LLC; Bison Pipeline LLC; North Baja Pipeline, LLC; Tuscarora Gas Transmission Company; Northern Border Pipeline Company; Portland Natural Gas Transmission System; Great Lakes Gas Transmission Limited Partnership; and Iroquois Gas Transmission System, L.P) that are collectively designed to transport natural gas from producing regions and import facilities to market hubs and consuming markets primarily in the Western, Midwestern and Eastern U.S.

GLP — KEY STATS

Name:	Global Partners LP
Website:	www.globalp.com
Sector:	Oil & Gas Equipment & Services
36 Month Beta:	0.46
Total Market Cap:	\$644,000,000
% Held by Institutions:	41.85%
% Held by ETFs:	1.35%

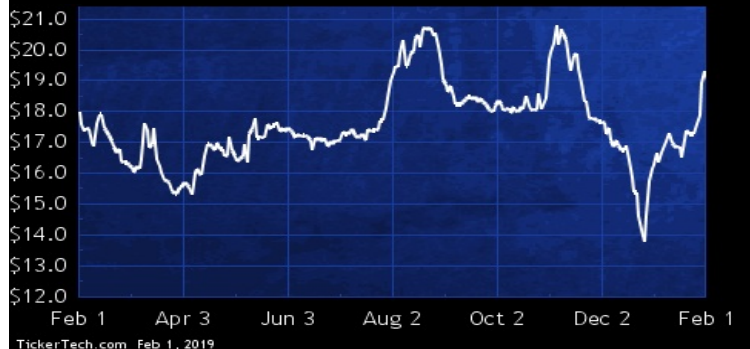
GLP DIVIDEND HISTORY



TickerTech.com Feb 1, 2019

GLP — 10.5% YIELD

Global Partners LP



Global Partners is a midstream logistics and marketing master limited partnership that engages in the purchasing, selling, storing and logistics of transporting petroleum and related products. Co.'s segments are: Wholesale, which sells, gathers, stores and transports refined petroleum products, renewable fuels, crude oil and propane; Gasoline Distribution and Station Operations, which sells branded and unbranded gasoline to gasoline station operators and sub-jobbers; and Commercial, which includes sales and deliveries to end user customers in the public sector and to commercial and industrial end users of unbranded gasoline, home heating oil, diesel, kerosene, residual oil and bunker fuel.

 **Energy Stock Channel**

 **Dividend Channel**

Nothing in Dividend Channel is intended to be investment advice, nor does it represent the opinion of, counsel from, or recommendations by BNK Invest Inc. or any of its affiliates, subsidiaries or partners. None of the information contained herein constitutes a recommendation that any particular security, portfolio, transaction, or investment strategy is suitable for any specific person. All viewers agree that under no circumstances will BNK Invest, Inc., its subsidiaries, partners, officers, employees, affiliates, or agents be held liable for any loss or damage caused by your reliance on information obtained. By visiting, using or viewing this site, you agree to the following [Full Disclaimer & Terms of Service](#). Video widget and dividend videos powered by Market News Video. Quote data delayed at least 20 minutes; data powered by Ticker Technologies, and Mergent. [Contact Dividend Channel](#); [Meet Our Editorial Staff](#).