

10 Yield Gushing Energy Stocks

<http://www.energystockchannel.com/>

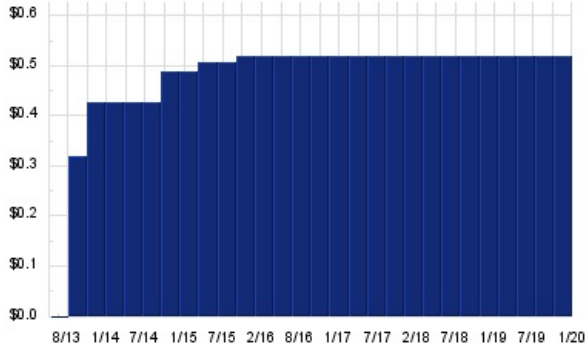
Energy Stock Channel paired our coverage universe of energy stocks, with Dividend Channel's proprietary DividendRank formula, to bring you this list of 10 top ranked energy dividend stocks. The DividendRank formula considers a variety of data – dividend history & yield, book value, quarterly earnings – and compares it to the stock's trading data to come up with certain calculations about profitability and about the stock's valuation (whether we think it looks "cheap" or "expensive"). The result is this list of the top most "interesting" ideas that merit further research.



KNOP — KEY STATS

Name:	KNOT Offshore Partners LP
Stock buyback:	KNOP buyback
Website:	www.knotoffshorepartners.com
Sector:	Oil & Gas Equipment & Services
36 Month Beta:	0.61
Total Market Cap:	\$166,000,000
% Held by Institutions:	62.81%
% Held by ETFs:	4.64%

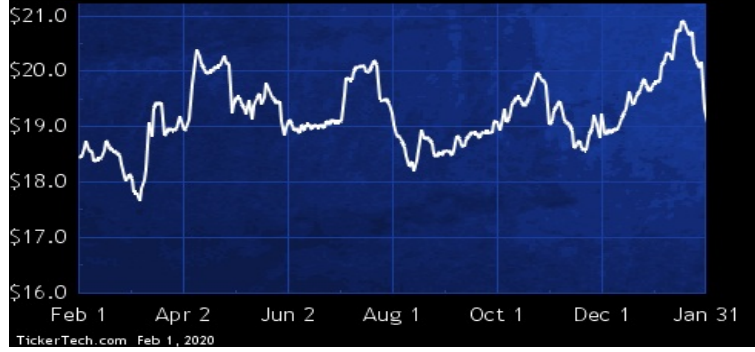
KNOP DIVIDEND HISTORY



TickerTech.com Feb 1, 2020

KNOP — 10.8% YIELD

KNOT Offshore Partners LP

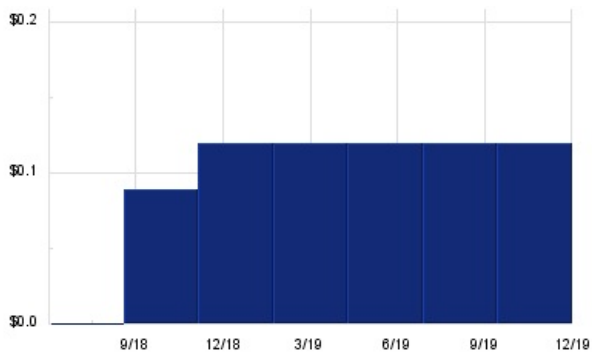


KNOT Offshore Partners is a limited partnership formed to own, operate and acquire shuttle tankers under long-term charters, which Co. defines as charters of five years or more.

BRY — KEY STATS

Name:	Berry Petroleum Corp
Stock buyback:	BRY buyback
Website:	www.berrypetroleum.com
Sector:	Oil & Gas Exploration & Production
36 Month Beta:	2.37
Total Market Cap:	\$569,000,000
% Held by Institutions:	97.75%
% Held by ETFs:	10.24%

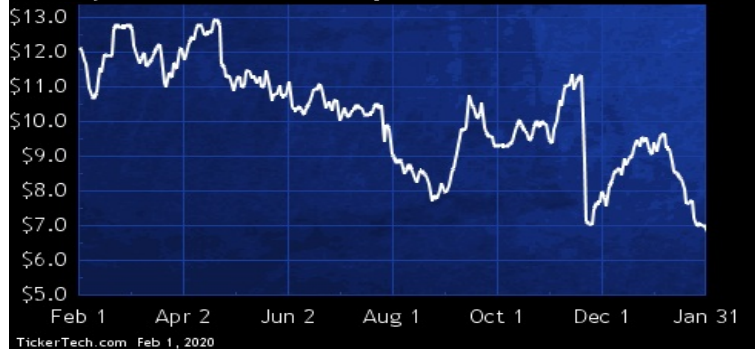
BRY DIVIDEND HISTORY



TickerTech.com Feb 1, 2020

BRY — 6.8% YIELD

Berry Petroleum Corp

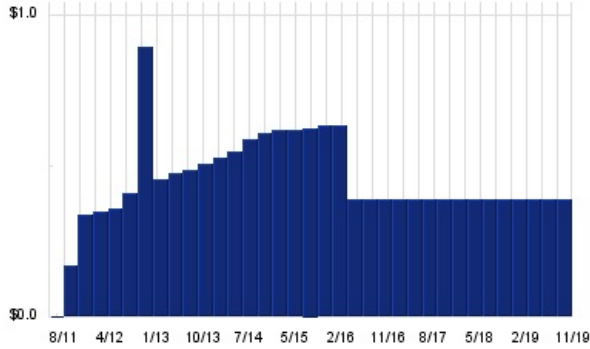


Berry Petroleum is a western United States independent upstream energy company with a focus on the conventional, long-lived oil reserves in the San Joaquin basin of California. Co. targets onshore reservoirs in the San Joaquin basin of California and, to a lesser extent, its Rockies assets including oil reservoirs in the Uinta basin of Utah and natural gas resource plays in the Piceance basin in Colorado.

NGL — KEY STATS

Name:	NGL Energy Partners LP
Stock buyback:	NGL buyback
Website:	www.nglenergypartners.com
Sector:	Oil & Gas Equipment & Services
36 Month Beta:	1.21
Total Market Cap:	\$1,353,000,000
% Held by Institutions:	64.28%
% Held by ETFs:	0.01%

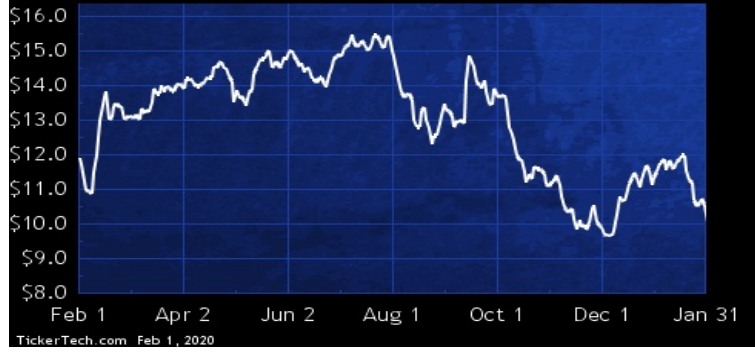
NGL DIVIDEND HISTORY



TickerTech.com Feb 1, 2020

NGL — 14.8% YIELD

NGL Energy Partners LP

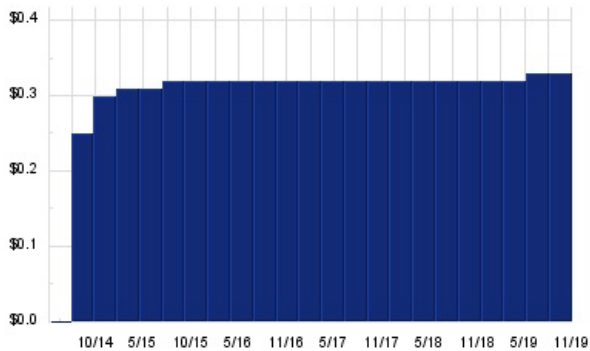


NGL Energy Partners is a limited partnership company. Co.'s operations include: Crude Oil Logistics, which purchases crude oil from producers and transports it to refineries or for resale; Water Solutions, which provides services for the treatment and disposal of wastewater generated from crude oil and natural gas production; Liquids, which supplies natural gas liquids to retailers, wholesalers, refiners, and petrochemical plants; and Refined Products and Renewables, which conducts gasoline, diesel, ethanol, and biodiesel marketing operations, purchases refined petroleum and renewable products primarily in the Gulf Coast, Southeast and Midwest regions of the U.S.

ENBL — KEY STATS

Name:	Enable Midstream Partners L.P.
Website:	www.enablemidstream.com
Sector:	Oil & Gas Equipment & Services
36 Month Beta:	0.67
Total Market Cap:	\$4,243,000,000
% Held by Institutions:	17.94%
% Held by ETFs:	0.24%

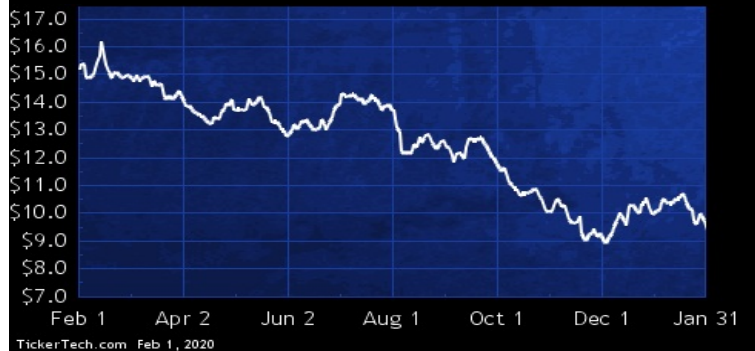
ENBL DIVIDEND HISTORY



TickerTech.com Feb 1, 2020

ENBL — 13.6% YIELD

Enable Midstream Partners L.P.



Enable Midstream Partners is engaged in owning, operating and developing midstream energy infrastructure. Co. has two segments: gathering and processing, which provides natural gas and crude oil gathering and natural gas processing services to its producer customers; and transportation and storage, which provides interstate and intrastate natural gas pipeline transportation and storage services primarily to Co.'s producer, power plant, local distribution company and industrial end-user customers. Co.'s natural gas gathering and processing assets are primarily located in Oklahoma, Texas, Arkansas and Louisiana and serve natural gas production in the Anadarko, Arkoma and Ark-La-Tex Basins.

NBLX — KEY STATS

Name:	Noble Midstream Partners LP
Website:	www.NBLMidstream.com
Sector:	Oil & Gas Equipment & Services
36 Month Beta:	NA
Total Market Cap:	\$885,000,000
% Held by Institutions:	58.51%
% Held by ETFs:	0.01%

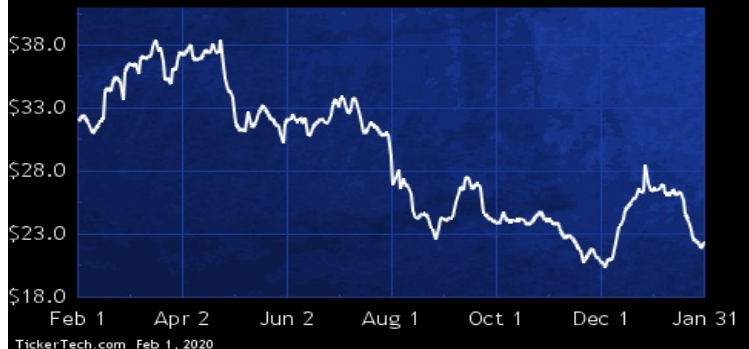
NBLX DIVIDEND HISTORY



TickerTech.com Feb 1, 2020

NBLX — 12.3% YIELD

Noble Midstream Partners LP

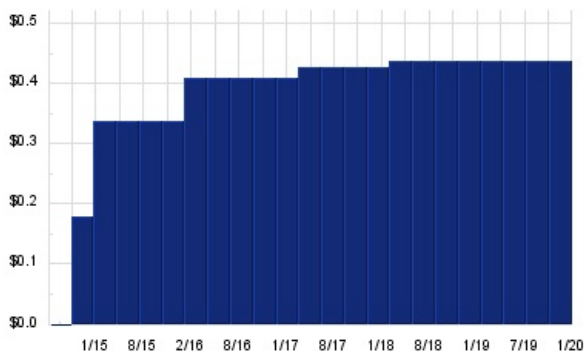


Noble Midstream Partners owns, operates, develops and acquires a range of domestic midstream infrastructure assets. Co. provides crude oil, natural gas, and water-related midstream services through longcontracts, as well as purchase crude oil from producers and sell crude oil to customers at various delivery points on its gathering systems. Co.'s business activities are conducted through three reportable segments: Gathering Systems (including crude oil, natural gas and produced water gathering and crude oil sales), Fresh Water Delivery, and Investments and Other. Co.'s areas of focus are in the Denver-Julesburg Basin, CO and the Southern Delaware Basin position of the Permian Basin, TX.

HMLP — KEY STATS

Name:	Hoegh LNG Partners LP
Website:	www.hoeghlngpartners.com
Sector:	Oil & Gas Equipment & Services

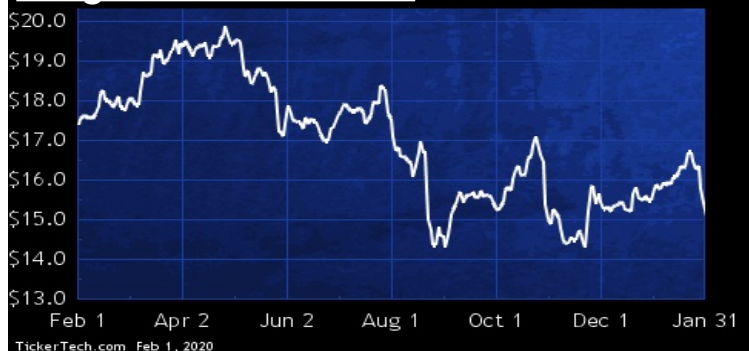
HMLP DIVIDEND HISTORY



TickerTech.com Feb 1, 2020

HMLP — 11.4% YIELD

Hoegh LNG Partners LP



Hoegh LNG Partners is a limited partnership formed to own, operate and acquire FSRUs, LNG carriers and other LNG infrastructure assets under long-term charters, which Co. defines as charters of five or more years. Co.'s fleet consists of interests in four modern FSRUs that operate under long-term charters with major energy companies or utilities. Co.'s initial fleet consists of interests in the following vessels: a 50% interest in the GDF Suez Neptune; s 50% interest in the GDF Suez Cape Ann; 100% economic interest in the PGN FSRU Lampung; a 100% interest in the HÅegh Gallant; and a 51% interest in HÅegh Grace.

MPC — KEY STATS

Name:	Marathon Petroleum Corp.
Stock buyback:	MPC buyback
Website:	www.marathonpetroleum.com
Sector:	Oil & Gas Refining & Marketing
36 Month Beta:	1.68
Total Market Cap:	\$35,291,000,000
% Held by Institutions:	71.5%
% Held by ETFs:	11.83%

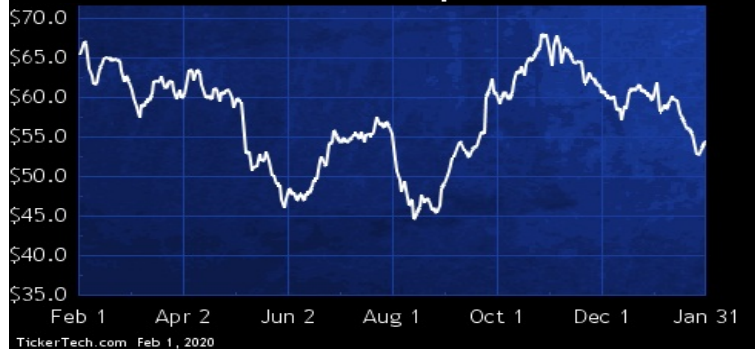
MPC DIVIDEND HISTORY



TickerTech.com Feb 1, 2020

MPC — 4.3% YIELD

Marathon Petroleum Corp.

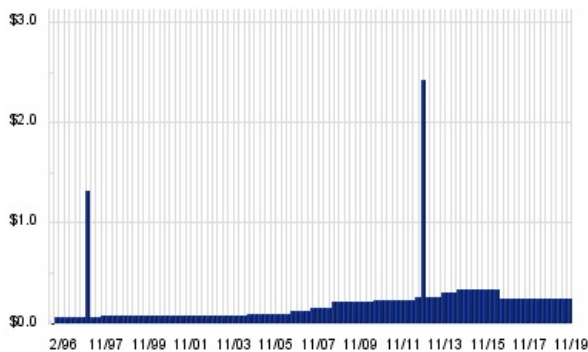


Marathon Petroleum is an independent petroleum refining and marketing, retail and midstream company. Co.'s segments include: Refining and Marketing, which refines crude oil and other feedstocks at its refineries, purchases refined products and ethanol for resale and distributes refined products; Retail, which sells transportation fuels and convenience products in the retail market across the U.S.; and Midstream, which transports, stores, distributes and markets crude oil and refined products via refining logistics assets, pipelines, terminals, towboats and barges, gathers, processes and transports natural gas, and gathers, transports, fractionates, stores and markets natural gas liquids.

MUR — KEY STATS

Name:	Murphy Oil Corp
Stock buyback:	MUR buyback
Website:	www.murphyoilcorp.com
Sector:	Oil & Gas Exploration & Production
36 Month Beta:	1.67
Total Market Cap:	\$3,546,000,000
% Held by Institutions:	86.49%
% Held by ETFs:	17.62%

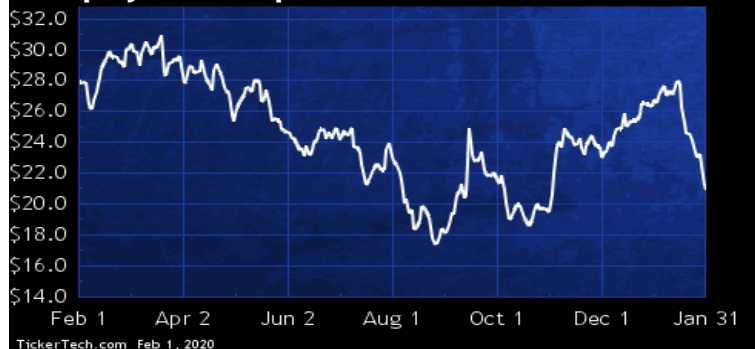
MUR DIVIDEND HISTORY



TickerTech.com Feb 1, 2020

MUR — 4.7% YIELD

Murphy Oil Corp

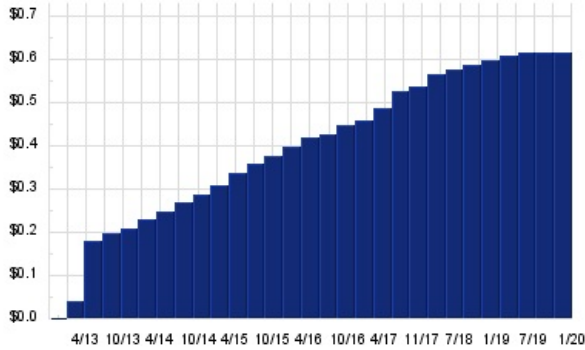


Murphy Oil is a holding company. Through its subsidiaries, Co. is an oil and gas exploration and production company. Co. explores for and produces crude oil, natural gas and natural gas liquids worldwide. Co.'s principal exploration and production activities are conducted in the U.S. by wholly owned Murphy Exploration & Production Company - USA, in Malaysia, Australia, Brunei, Mexico and Vietnam by wholly owned Murphy Exploration & Production Company - International and its subsidiaries, and in Western Canada and offshore Eastern Canada by wholly-owned Murphy Oil Company Ltd. and its subsidiaries. Co.'s hydrocarbon production is in the U.S., Canada, Malaysia and Brunei.

WES — KEY STATS

Name:	Western Midstream Partners LP
Website:	www.westerngas.com
Sector:	Oil & Gas Equipment & Services
36 Month Beta:	1.04
Total Market Cap:	\$7,683,000,000
% Held by Institutions:	85.81%
% Held by ETFs:	0.11%

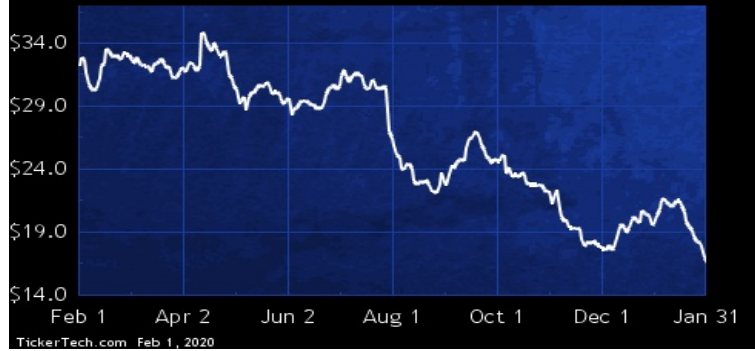
WES DIVIDEND HISTORY



TickerTech.com Feb 1, 2020

WES — 14.7% YIELD

Western Midstream Partners LP



Western Midstream Partners owns partnership interests in Western Gas Partners, LP (WES), which is engaged in the business of gathering, compressing, treating, processing and transporting natural gas; gathering, stabilizing and transporting condensate, natural gas liquids (NGLs) and crude oil; and gathering and disposing of produced water. In addition, in its capacity as a processor of natural gas, WES also buys and sells natural gas, NGLs and condensate on behalf of itself and as agent for its customers under certain of its contracts. WES provides these midstream services for Anadarko Petroleum Corporation and its subsidiaries, as well as for third-party producers and customers.

ENB — KEY STATS

Name:	Enbridge Inc
Website:	www.enbridge.com
Sector:	Oil & Gas Equipment & Services
36 Month Beta:	0.58
Total Market Cap:	\$83,244,000,000
% Held by Institutions:	65.48%
% Held by ETFs:	0.24%

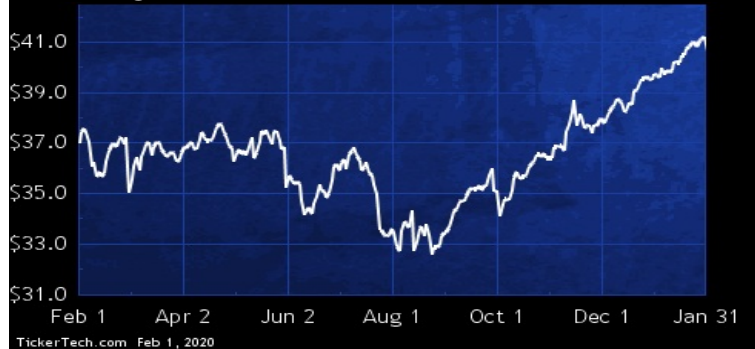
ENB DIVIDEND HISTORY



TickerTech.com Feb 1, 2020

ENB — 6.0% YIELD

Enbridge Inc



Enbridge is an energy transportation and distribution company. Co. conducts its business through five business segments: Liquids Pipelines, which consists of common carrier and contract pipelines that transport crude oil, natural gas liquids and refined products and terminals; Gas Transmission and Midstream, which consists of investments in natural gas pipelines and gathering and processing facilities; Gas Distribution, which consists of natural gas utility operations; Green Power and Transmission, which consists of Co.'s investments in renewable energy assets and transmission facilities; and Energy Services, which undertakes physical commodity marketing activity and logistical services.

 **Energy Stock Channel**

 **Dividend Channel**

Nothing in Dividend Channel is intended to be investment advice, nor does it represent the opinion of, counsel from, or recommendations by BNK Invest Inc. or any of its affiliates, subsidiaries or partners. None of the information contained herein constitutes a recommendation that any particular security, portfolio, transaction, or investment strategy is suitable for any specific person. All viewers agree that under no circumstances will BNK Invest, Inc., its subsidiaries, partners, officers, employees, affiliates, or agents be held liable for any loss or damage caused by your reliance on information obtained. By visiting, using or viewing this site, you agree to the following [Full Disclaimer & Terms of Service](#). Video widget and dividend videos powered by Market News Video. Quote data delayed at least 20 minutes; data powered by Ticker Technologies, and Mergent. [Contact Dividend Channel](#); [Meet Our Editorial Staff](#).