

10 Yield Gushing Energy Stocks

<http://www.energystockchannel.com/>

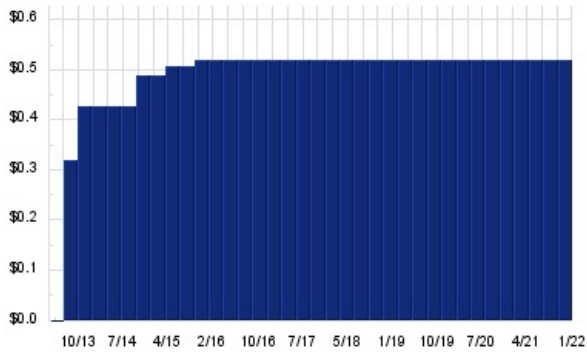
Energy Stock Channel paired our coverage universe of energy stocks, with Dividend Channel's proprietary DividendRank formula, to bring you this list of 10 top ranked energy dividend stocks. The DividendRank formula considers a variety of data – dividend history & yield, book value, quarterly earnings – and compares it to the stock's trading data to come up with certain calculations about profitability and about the stock's valuation (whether we think it looks "cheap" or "expensive"). The result is this list of the top most "interesting" ideas that merit further research.



KNOP — KEY STATS

Name: KNOT Offshore Partners LP
Stock buyback: KNOP buyback
Website: www.knotoffshorepartners.com
Sector: Oil & Gas Equipment & Services

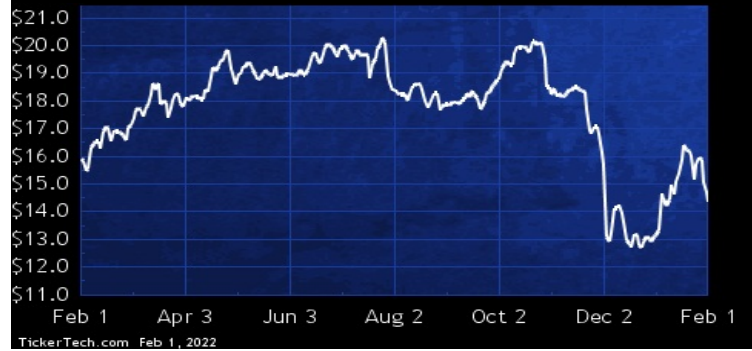
KNOP DIVIDEND HISTORY



TickerTech.com Feb 1, 2022

KNOP — 14.5% YIELD

KNOT Offshore Partners LP

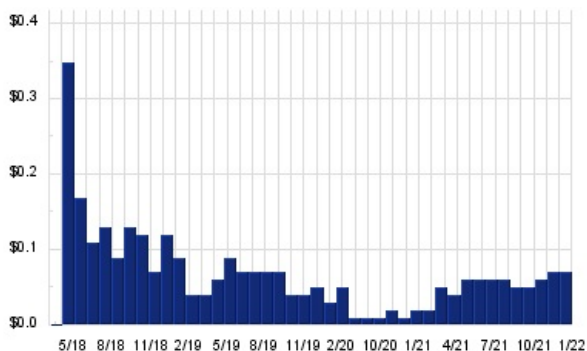


KNOT Offshore Partners owns and operates shuttle tankers under long-term charters. Co. has a fleet of shuttle tankers, including: the Windsor Knutsen, the Bodil Knutsen, the Recife Knutsen, the Fortaleza Knutsen, the Carmen Knutsen, the Hilda Knutsen, the Torill Knutsen, the Dan Cisne, the Dan Sabia, the Ingrid Knutsen, the Raquel Knutsen, the Tordis Knutsen, the Vigdis Knutsen, the Lena Knutsen, the Brasil Knutsen, the Anna Knutsen and the Tove Knutsen.

PRT — KEY STATS

Name: PermRock Royalty Trust
Website: www.permrock.com
Sector: Oil & Gas Exploration & Production

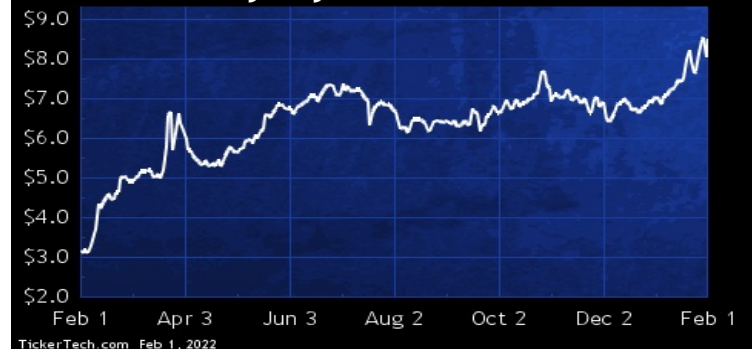
PRT DIVIDEND HISTORY



TickerTech.com Feb 1, 2022

PRT — 9.9% YIELD

PermRock Royalty Trust

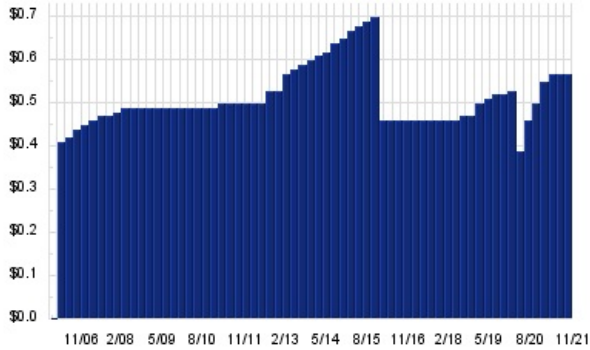


PermRock Royalty Trust acquires and holds the Net Profits Interest for the benefit of its unitholders. The Net Profits Interest entitles Co. to receive 80% of the net profits from the sale of oil and natural gas production from the Underlying Properties. The Underlying Properties consist of the following four operating areas: the Permian Clearfork area located in Hockley and Terry Counties, TX; the Permian Abo area located in Terry and Cochran Counties, TX; the Permian Shelf area located in Glasscock, Schleicher, Stonewall and Coke Counties, TX; and the Permian Platform area located in Ward, Crane, Terry and Ector Counties, TX.

GLP — KEY STATS

Name:	Global Partners LP
Website:	www.globalp.com
Sector:	Oil & Gas Equipment & Services
36 Month Beta:	1.31
Total Market Cap:	\$894,000,000
% Held by Institutions:	26.86%
% Held by ETFs:	0.01%

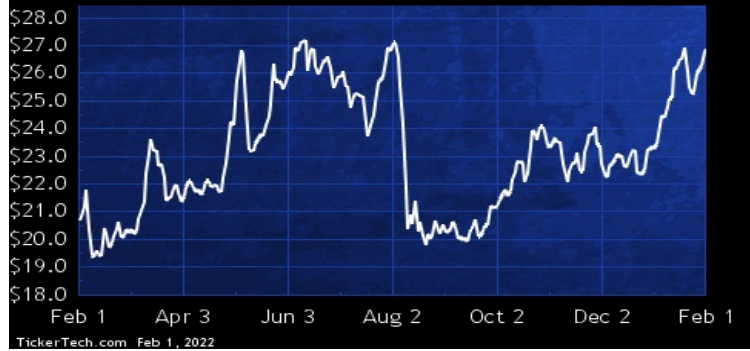
GLP DIVIDEND HISTORY



TickerTech.com Feb 1, 2022

GLP — 8.7% YIELD

Global Partners LP



Global Partners is a master limited partnership that owns, controls or has access to a terminal network of refined petroleum products and renewable fuels. Co.'s segments include: Wholesale, which sells, gathers, blends, stores and transports refined petroleum products, gasoline blendstocks, renewable fuels, crude oil and propane; Gasoline Distribution and Station Operations, which sells branded and unbranded gasoline to gasoline station operators and sub-jobbers; and Commercial, which includes sales and deliveries to end user customers in the public sector and to commercial and industrial end users of unbranded gasoline, home heating oil, diesel, kerosene, residual oil and bunker fuel.

ENB — KEY STATS

Name:	Enbridge Inc
Website:	www.enbridge.com
Sector:	Oil & Gas Equipment & Services
36 Month Beta:	0.76
Total Market Cap:	\$83,449,000,000
% Held by Institutions:	46.97%
% Held by ETFs:	0.23%

ENB DIVIDEND HISTORY



PBA — KEY STATS

Name:	Pembina Pipeline Corp
Website:	www.pembina.com
Sector:	Oil & Gas Equipment & Services
36 Month Beta:	1.36
Total Market Cap:	\$11,571,000,000
% Held by Institutions:	50.62%
% Held by ETFs:	0.30%

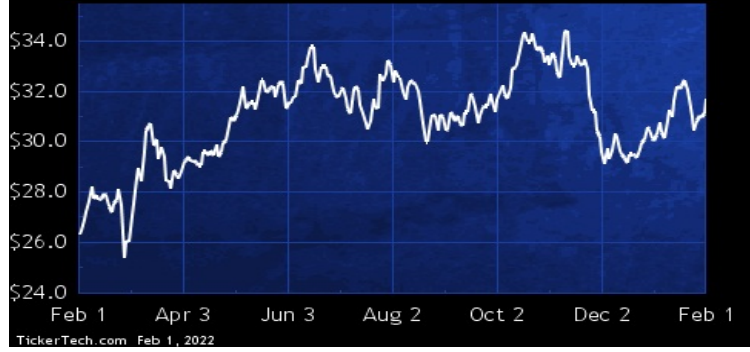
PBA DIVIDEND HISTORY



TickerTech.com Feb 1, 2022

PBA — 7.9% YIELD

Pembina Pipeline Corp

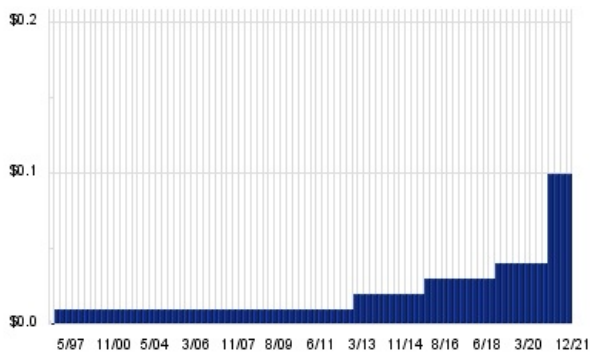


Pembina Pipeline is a Calgary-based transportation and midstream service provider serving North America's energy industry. Co. owns an integrated system of pipelines that transport various hydrocarbon liquids and natural gas products produced primarily in western Canada. Co. also owns gas gathering and processing facilities and an oil and natural gas liquids infrastructure, storage and logistics business; and is growing an export terminals business. Co.'s integrated assets and commercial operations along the majority of the hydrocarbon value chain allow it to offer a full spectrum of midstream and marketing services to the energy sector.

AAN — KEY STATS

Name:	Aaron's Co Inc (The)
Stock buyback:	AAN buyback
Website:	www.aarons.com
Sector:	Oil & Gas Equipment & Services
36 Month Beta:	1.12
Total Market Cap:	\$652,000,000
% Held by Institutions:	83.69%
% Held by ETFs:	25.49%

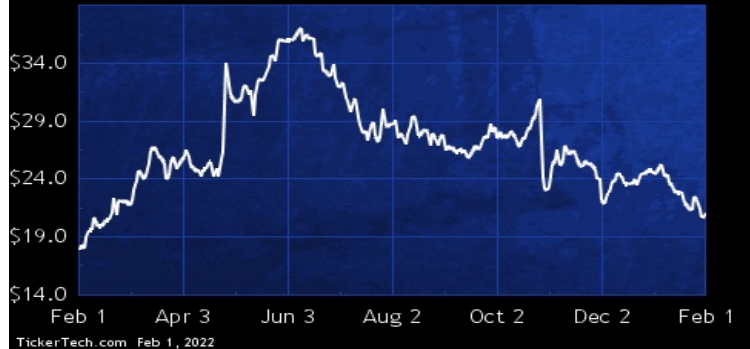
AAN DIVIDEND HISTORY



TickerTech.com Feb 1, 2022

AAN — 1.9% YIELD

Aaron's Co Inc

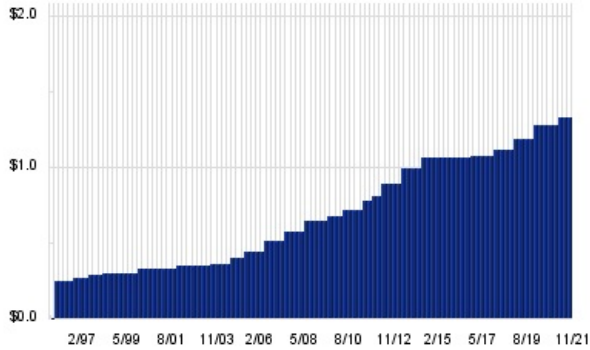


Aaron's provides lease-purchase solutions. Co. is engaged in direct-to-consumer sales and lease ownership of furniture, home appliances, consumer electronics, and accessories through its approximately 1,400 Company-operated and franchised stores in United States Canada, and Puerto Rico, as well as its e-commerce platform. Co. also manufactures and supplies bedding and upholstered furniture through company-operated and franchised stores.

CVX — KEY STATS

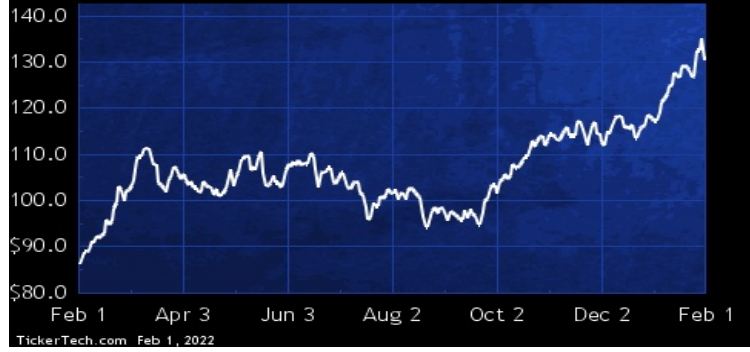
Name:	Chevron Corporation
Website:	www.chevron.com
Sector:	Oil & Gas Refining & Marketing
36 Month Beta:	1.11
Total Market Cap:	\$260,951,000,000
% Held by Institutions:	63.51%
% Held by ETFs:	13.77%

CVX DIVIDEND HISTORY



CVX — 4.3% YIELD

Chevron Corporation

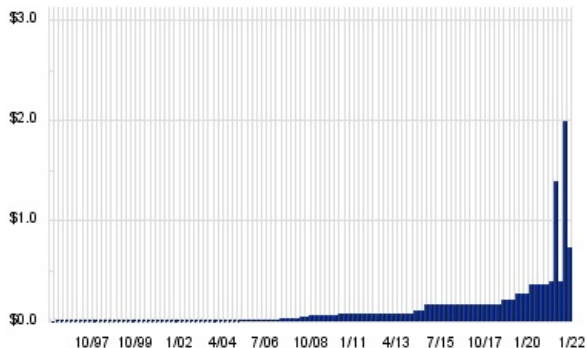


Chevron is engaged in energy and chemicals operations. Upstream operations consist primarily of, among others, exploring for, developing, producing and transporting crude oil and natural gas; processing, liquefaction, transportation and regasification associated with liquefied natural gas; transporting, storage and marketing of natural gas; and a gas-to-liquids plant. Downstream operations consist primarily of, among others, refining crude oil into petroleum products; marketing of crude oil, refined products and lubricants; and manufacturing and marketing of commodity petrochemicals, plastics for industrial uses and fuel and lubricant additives.

EOG — KEY STATS

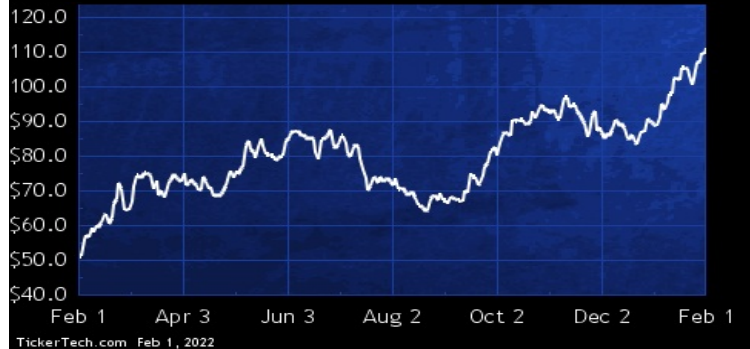
Name:	EOG Resources, Inc.
Website:	www.eogresources.com
Sector:	Oil & Gas Exploration & Production
36 Month Beta:	1.67
Total Market Cap:	\$64,214,000,000
% Held by Institutions:	86.08%
% Held by ETFs:	13.99%

EOG DIVIDEND HISTORY



EOG — 2.7% YIELD

EOG Resources, Inc.

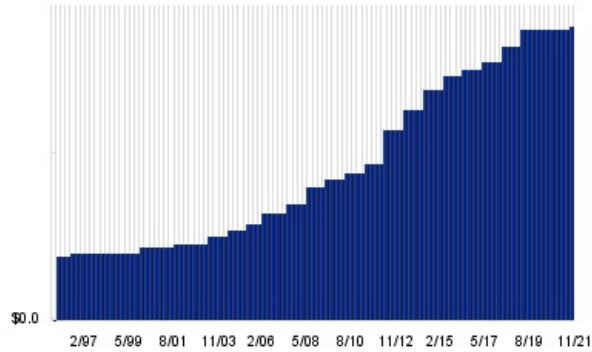


EOG Resources, together with its subsidiaries, explores for, develops, produces and markets crude oil, natural gas liquids and natural gas primarily in main producing basins in the U.S., The Republic of Trinidad and Tobago, The People's Republic of China, the Sultanate of Oman and, from time to time, select other international areas.

XOM – KEY STATS

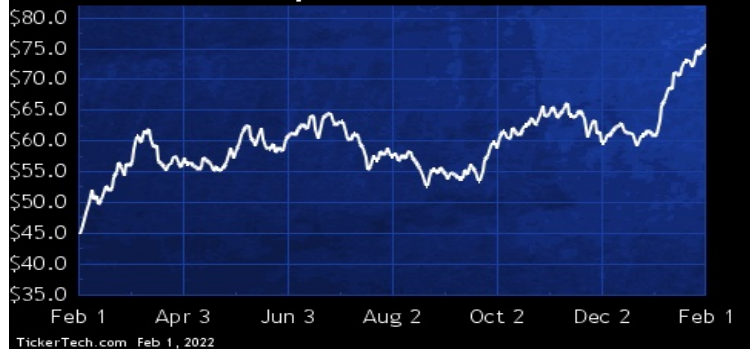
Name:	Exxon Mobil Corp
Website:	www.exxonmobil.com
Sector:	Oil & Gas Exploration & Production
36 Month Beta:	1.02
Total Market Cap:	\$318,026,000,000
% Held by Institutions:	50.04%
% Held by ETFs:	13.58%

XOM DIVIDEND HISTORY



XOM – 4.6% YIELD

Exxon Mobil Corp

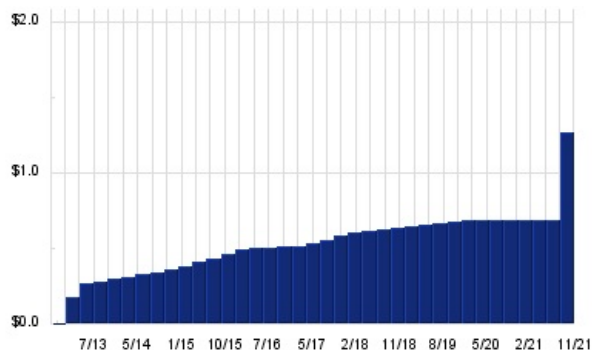


Exxon Mobil operates or markets products in the U.S. and other countries of the world through its divisions and affiliated companies. Co.'s principal business involves exploration for, and production of, crude oil and natural gas and manufacture, trade, transport and sale of crude oil, natural gas, petroleum products, petrochemicals and a variety of specialty products. In the U.S., Co.'s development activities are focused on the onshore U.S., primarily in the Permian Basin of West Texas and New Mexico. Co. also has ongoing activities in Canada/Other Americas, Europe, Africa, Asia, as well as Australia/Oceania.

MPLX – KEY STATS

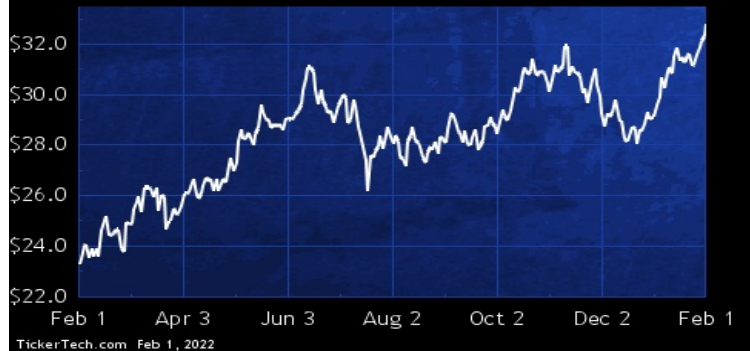
Name:	MPLX LP
Website:	www.mplx.com
Sector:	Oil & Gas Equipment & Services
36 Month Beta:	1.75
Total Market Cap:	\$32,768,000,000
% Held by Institutions:	18.06%
% Held by ETFs:	0.06%

MPLX DIVIDEND HISTORY



MPLX – 8.6% YIELD

MPLX LP



MPLX is formed by Marathon Petroleum Corporation that owns and operates midstream energy infrastructure and logistics assets and provides fuels distribution services. Co. is engaged in the transportation, storage and distribution of crude oil, asphalt and refined petroleum products; the gathering, processing and transportation of natural gas; and the gathering, transportation, fractionation, storage and marketing of natural gas liquids (NGLs). Co.'s business consists of two segments based on the nature of services it provides: Logistics and Storage, which relates to crude oil and refined petroleum products; and Gathering and Processing, which relates primarily to natural gas and NGLs.

 **Energy Stock Channel**

 **Dividend Channel**

Nothing in Dividend Channel is intended to be investment advice, nor does it represent the opinion of, counsel from, or recommendations by BNK Invest Inc. or any of its affiliates, subsidiaries or partners. None of the information contained herein constitutes a recommendation that any particular security, portfolio, transaction, or investment strategy is suitable for any specific person. All viewers agree that under no circumstances will BNK Invest, Inc., its subsidiaries, partners, officers, employees, affiliates, or agents be held liable for any loss or damage caused by your reliance on information obtained. By visiting, using or viewing this site, you agree to the following [Full Disclaimer & Terms of Service](#). Video widget and dividend videos powered by Market News Video. Quote data delayed at least 20 minutes; data powered by Ticker Technologies, and Mergent. [Contact Dividend Channel](#); [Meet Our Editorial Staff](#).