

10 Yield Gushing Energy Stocks

<http://www.energystockchannel.com/>

Energy Stock Channel paired our coverage universe of energy stocks, with Dividend Channel's proprietary DividendRank formula, to bring you this list of 10 top ranked energy dividend stocks. The DividendRank formula considers a variety of data – dividend history & yield, book value, quarterly earnings – and compares it to the stock's trading data to come up with certain calculations about profitability and about the stock's valuation (whether we think it looks "cheap" or "expensive"). The result is this list of the top most "interesting" ideas that merit further research.



DINO – KEY STATS

Name:	HF Sinclair Corp
Website:	www.hollyfrontier.com
Sector:	Oil & Gas Refining & Marketing
36 Month Beta:	0.59
Total Market Cap:	\$10,000,000,000
% Held by Institutions:	61.63%
% Held by ETFs:	17.59%

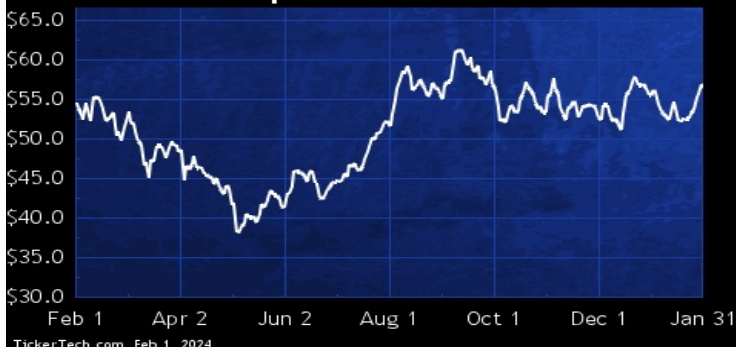
DINO DIVIDEND HISTORY



TickerTech.com Feb 1, 2024

DINO – 3.2% YIELD

HF Sinclair Corp

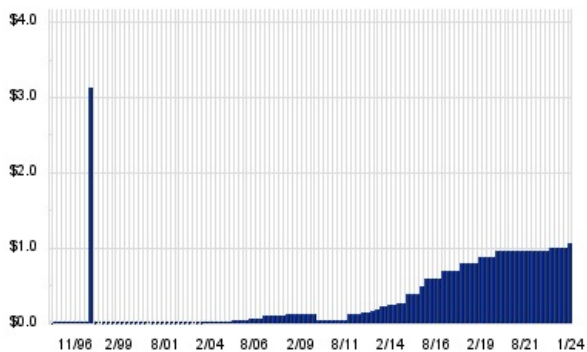


HF Sinclair is a holding company. Through its subsidiaries, Co. is an independent energy company that produces and markets light products such as gasoline, diesel fuel, jet fuel, renewable diesel and other products. Co. owns and operates refineries located in Kansas, Oklahoma, New Mexico, Wyoming, Washington and Utah and markets its refined products principally in the Southwest U.S., the Rocky Mountains extending into the Pacific Northwest and in other neighboring Plains states. Co. supplies fuels to various Sinclair branded stations and licenses the use of the Sinclair brand at additional locations throughout the country.

VLO – KEY STATS

Name:	Valero Energy Corp
Stock buyback:	VLO buyback
Website:	www.valero.com
Sector:	Oil & Gas Refining & Marketing
36 Month Beta:	0.60
Total Market Cap:	\$47,112,000,000
% Held by Institutions:	64.25%
% Held by ETFs:	15.59%

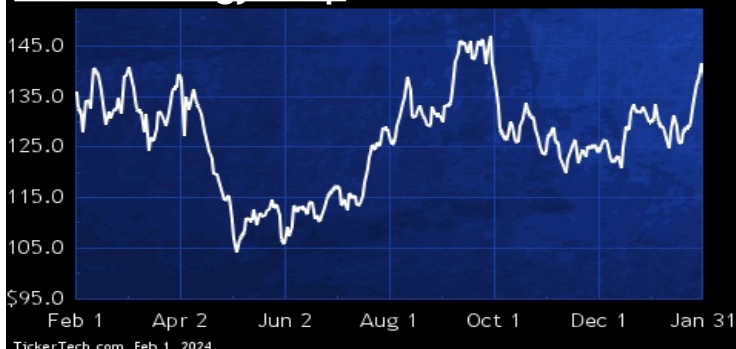
VLO DIVIDEND HISTORY



TickerTech.com Feb 1, 2024

VLO – 3.1% YIELD

Valero Energy Corp



Valero Energy is a multinational manufacturer and marketer of petroleum-based and low-carbon liquid transportation fuels and petrochemical products. Co.'s operations are managed through the following segments: Refining, which includes the operations of its petroleum refineries, the associated activities to market its refined petroleum products, and the logistics assets that support those operations; Renewable Diesel, which includes the operations of its subsidiary, Diamond Green Diesel Holdings LLC, and the associated activities to market renewable diesel; and Ethanol, which includes the operations of its ethanol plants and the associated activities to market its ethanol and co-products.

VET — KEY STATS

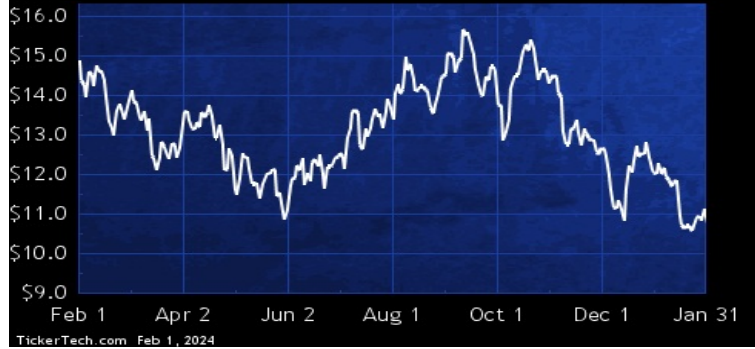
Name:	Vermilion Energy Inc
Website:	www.vermilionenergy.com
Sector:	Oil & Gas Exploration & Production
36 Month Beta:	0.43
Total Market Cap:	\$1,213,000,000
% Held by Institutions:	40.26%
% Held by ETFs:	0.40%

VET DIVIDEND HISTORY



VET — 3.7% YIELD

Vermilion Energy Inc

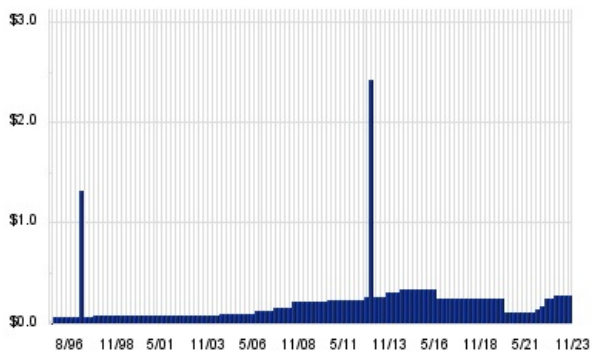


Vermilion Energy and its subsidiaries are engaged in the business of petroleum and natural gas exploration, development, acquisition, and production.

MUR — KEY STATS

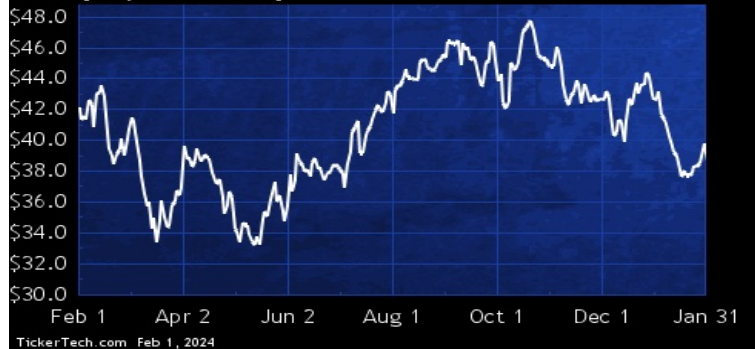
Name:	Murphy Oil Corp
Stock buyback:	MUR buyback
Website:	www.murphyoilcorp.com
Sector:	Oil & Gas Exploration & Production
36 Month Beta:	0.80
Total Market Cap:	\$6,021,000,000
% Held by Institutions:	77.88%
% Held by ETFs:	21.14%

MUR DIVIDEND HISTORY



MUR — 3.1% YIELD

Murphy Oil Corp

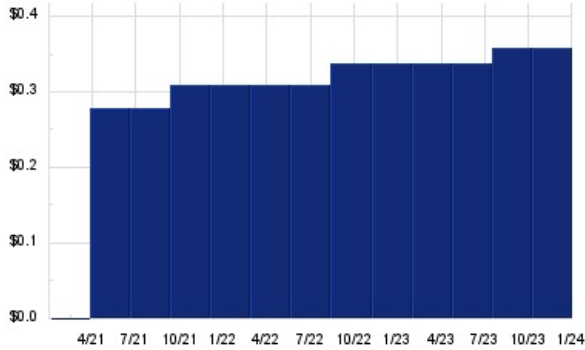


Murphy Oil is a holding company. Through its subsidiaries, Co. is a global oil and natural gas exploration and production company. Co. produces crude oil, natural gas and natural gas liquids primarily in the U.S. and Canada and explores for crude oil, natural gas and natural gas liquids in targeted areas worldwide. Co.'s principal exploration and production activities are conducted in the U.S. by wholly-owned Murphy Exploration & Production Company - USA and its subsidiaries, in Canada by wholly-owned Murphy Oil Company Ltd. and its subsidiaries, and in Australia, Brazil, Brunei, Mexico and Vietnam by wholly-owned Murphy Exploration & Production Company - International and its subsidiaries.

REPX — KEY STATS

Name:	Riley Exploration Permian Inc
Website:	www.tengasco.com
Sector:	Oil & Gas Exploration & Production
36 Month Beta:	0.95
Total Market Cap:	\$451,000,000
% Held by Institutions:	64.06%
% Held by ETFs:	4.60%

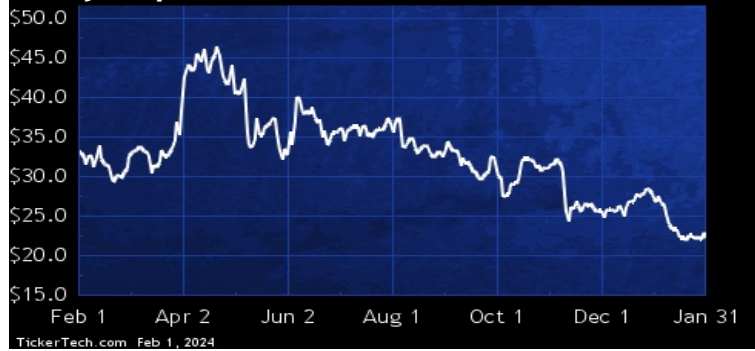
REPX DIVIDEND HISTORY



TickerTech.com Feb 1, 2024

REPX — 6.5% YIELD

Riley Exploration Permian Inc

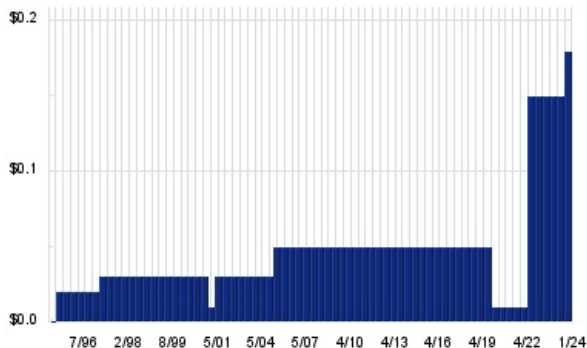


Riley Exploration Permian is an independent oil and natural gas company focused on the acquisition, exploration, development and production of oil, natural gas and natural gas liquids in Texas and New Mexico. Co.'s activities primarily target the horizontal development of the San Andres formation, a shelf margin deposit on the Northwest Shelf of the Permian Basin. Co.'s acreage is primarily located on a contiguous blocks in Yoakum County, TX with additional acreage located in Lea and Roosevelt Counties, NM. Co.'s acreage in Yoakum County offsets Permian Basin San Andres fields, including the Wasson and Brahaney Fields, from the San Andres Formation.

SM — KEY STATS

Name:	SM Energy Co.
Website:	www.sm-energy.com
Sector:	Oil & Gas Exploration & Production
36 Month Beta:	1.01
Total Market Cap:	\$4,361,000,000
% Held by Institutions:	92.17%
% Held by ETFs:	27.63%

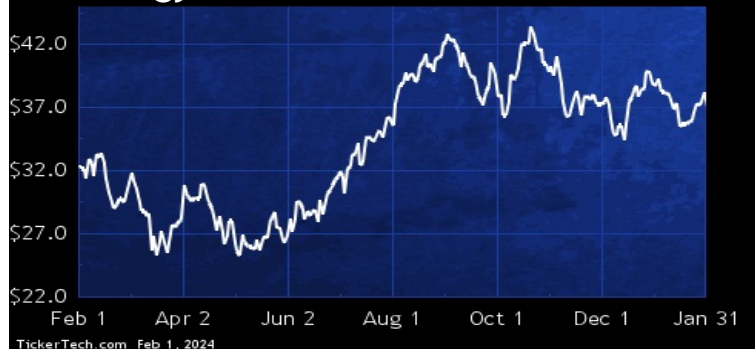
SM DIVIDEND HISTORY



TickerTech.com Feb 1, 2024

SM — 1.9% YIELD

SM Energy Co.

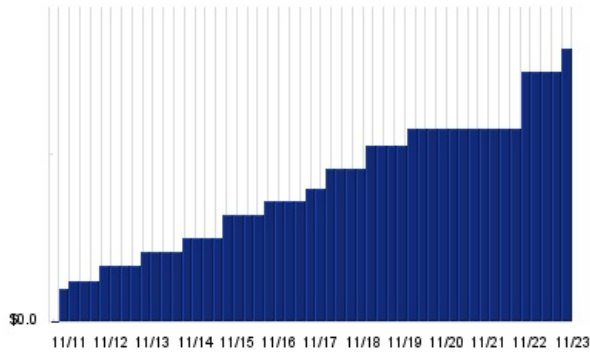


SM Energy is an independent energy company engaged in the acquisition, exploration, development, and production of oil, gas, and natural gas liquids in the state of Texas. Co.'s operations are concentrated in the Midland Basin and South Texas.

MPC — KEY STATS

Name:	Marathon Petroleum Corp.
Stock buyback:	MPC buyback
Website:	www.marathonpetroleum.com
Sector:	Oil & Gas Refining & Marketing
36 Month Beta:	0.54
Total Market Cap:	\$60,805,000,000
% Held by Institutions:	43.61%
% Held by ETFs:	16.19%

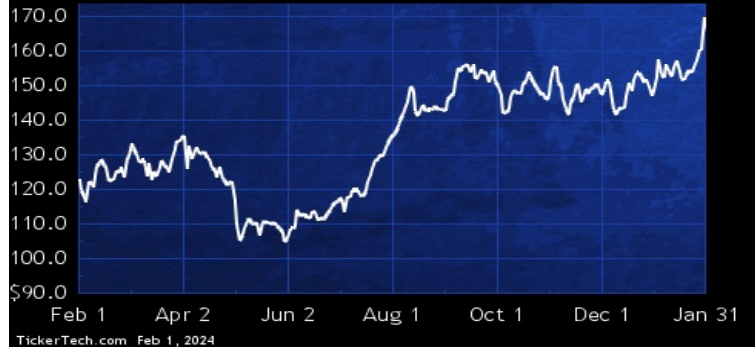
MPC DIVIDEND HISTORY



TickerTech.com Feb 1, 2024

MPC — 2.0% YIELD

Marathon Petroleum Corp.

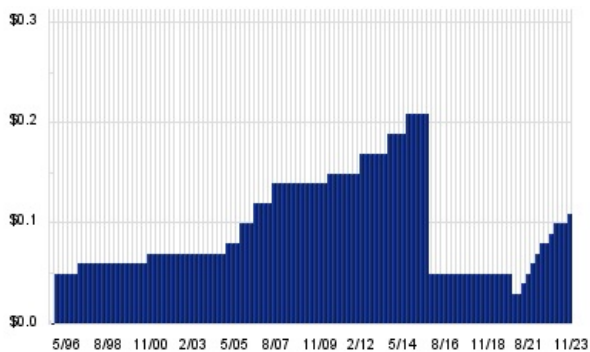


Marathon Petroleum is a downstream energy company. Co.'s segments are: Refining and Marketing, which refines crude oil and other feedstocks, including renewable feedstocks, at Co.'s refineries in the Gulf Coast, Mid-Continent and West Coast regions of the U.S., purchases refined products and ethanol for resale and distributes refined products, including renewable diesel, through transportation, storage, distribution and marketing services provided by its Midstream segment; and Midstream, which transports, stores, distributes and markets crude oil and refined products principally for the Refining and Marketing segment via refining logistics assets, pipelines, terminals, towboats and barges.

MRO — KEY STATS

Name:	Marathon Oil Corp.
Stock buyback:	MRO buyback
Website:	www.marathonoil.com
Sector:	Oil & Gas Exploration & Production
36 Month Beta:	0.75
Total Market Cap:	\$13,572,000,000
% Held by Institutions:	56.95%
% Held by ETFs:	19.96%

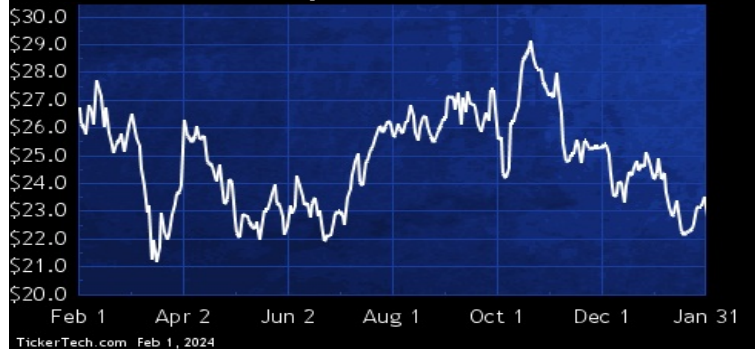
MRO DIVIDEND HISTORY



TickerTech.com Feb 1, 2024

MRO — 1.9% YIELD

Marathon Oil Corp.



Marathon Oil is an independent exploration and production company focused on U.S. resource plays: Eagle Ford, Bakken, Sooner Trend (oil field), Anadarko (basin), Canadian (and Kingfisher (counties) and South Central Oklahoma Oil Province in Oklahoma and Northern Delaware in New Mexico. Co.'s segments are: United States, which explores for, produces and markets crude oil and condensate, natural gas liquids (NGLs) and natural gas in the U.S.; and International, which produces and markets crude oil and condensate, NGLs and natural gas outside of the U.S. as well as produces and markets products manufactured from natural gas, such as liquefied natural gas and methanol, in Equatorial Guinea.

DK – KEY STATS

Name:	Delek US Holdings Inc (New)
Stock buyback:	DK buyback
Website:	www.Delekus.com
Sector:	Oil & Gas Refining & Marketing
36 Month Beta:	0.26
Total Market Cap:	\$1,725,000,000
% Held by Institutions:	85.94%
% Held by ETFs:	19.63%

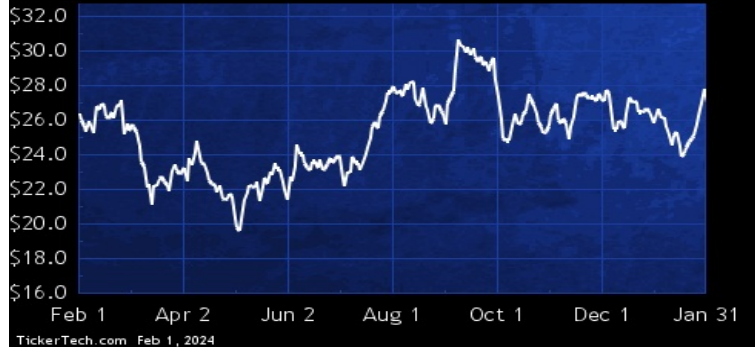
DK DIVIDEND HISTORY



TickerTech.com Feb 1, 2024

DK – 3.5% YIELD

Delek US Holdings Inc

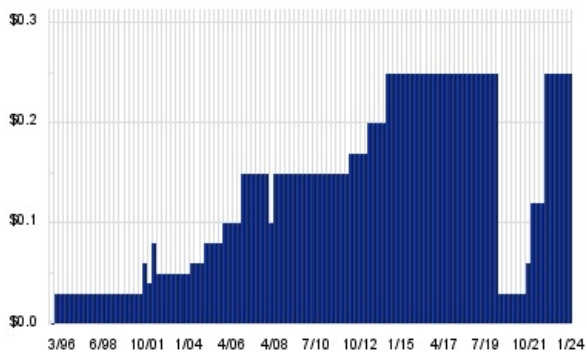


Delek US Holdings is a holding company. Through its subsidiaries, Co. is engaged in the downstream energy business focused on petroleum refining, the transportation, storage and wholesale distribution of crude oil, intermediate and refined products and convenience store retailing. Co. operates in three reportable operating segments: refining, which owns and operates four independent refineries located in Tyler, TX, El Dorado, AR, Big Spring, TX and Krotz Springs, LA; logistics, which gathers, transports and stores crude oil and markets, distributes, transports and stores refined products; and retail, which includes the operations of convenience store sites.

APA – KEY STATS

Name:	APA Corp
Stock buyback:	APA buyback
Website:	www.apachecorp.com
Sector:	Oil & Gas Exploration & Production
36 Month Beta:	0.77
Total Market Cap:	\$9,775,000,000
% Held by Institutions:	65.56%
% Held by ETFs:	23.23%

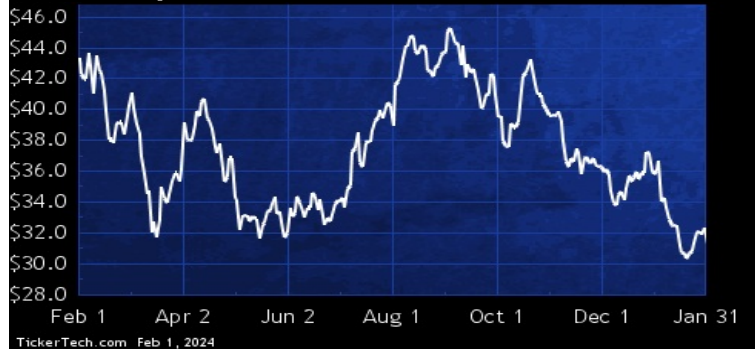
APA DIVIDEND HISTORY



TickerTech.com Feb 1, 2024

APA – 3.2% YIELD

APA Corp



APA is a holding company. Through its subsidiaries, Co. is an energy company that explores for, develops, and produces natural gas, crude oil, and natural gas liquids. Co.'s upstream business has exploration and production operations in three geographic areas: the U.S., Egypt, and offshore the U.K. in the North Sea. Co. also has exploration and appraisal operations ongoing in Suriname, as well as interests in other international locations. Co.'s midstream business is operated by its subsidiary, Altus Midstream Company, through its subsidiary, Altus Midstream LP (collectively, Altus). Altus owns, develops, and operates a midstream energy asset network in the Permian Basin of West Texas.

 **Energy Stock Channel**

 **Dividend Channel**

Nothing in Dividend Channel is intended to be investment advice, nor does it represent the opinion of, counsel from, or recommendations by BNK Invest Inc. or any of its affiliates, subsidiaries or partners. None of the information contained herein constitutes a recommendation that any particular security, portfolio, transaction, or investment strategy is suitable for any specific person. All viewers agree that under no circumstances will BNK Invest, Inc., its subsidiaries, partners, officers, employees, affiliates, or agents be held liable for any loss or damage caused by your reliance on information obtained. By visiting, using or viewing this site, you agree to the following [Full Disclaimer & Terms of Service](#). Video widget and dividend videos powered by Market News Video. Quote data delayed at least 20 minutes; data powered by Ticker Technologies, and Mergent. [Contact Dividend Channel](#); [Meet Our Editorial Staff](#).

