

10 Yield Gushing Energy Stocks

<http://www.energystockchannel.com/>

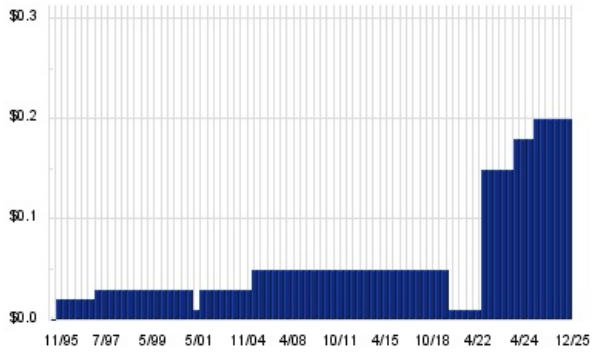
Energy Stock Channel paired our coverage universe of energy stocks, with Dividend Channel's proprietary DividendRank formula, to bring you this list of 10 top ranked energy dividend stocks. The DividendRank formula considers a variety of data – dividend history & yield, book value, quarterly earnings – and compares it to the stock's trading data to come up with certain calculations about profitability and about the stock's valuation (whether we think it looks "cheap" or "expensive"). The result is this list of the top most "interesting" ideas that merit further research.



SM – KEY STATS

Name: SM Energy Co.
 Website: www.sm-energy.com
 Sector: Oil & Gas Exploration & Production

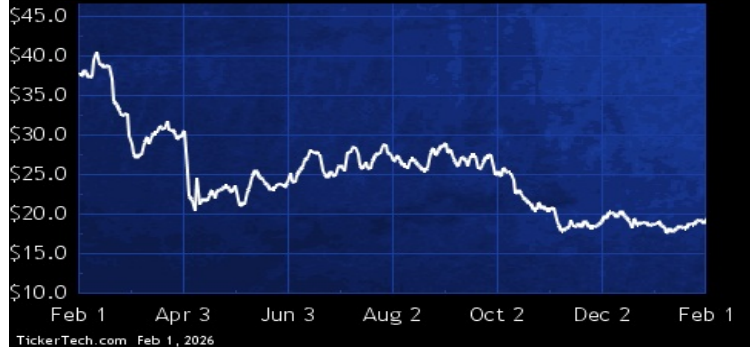
SM DIVIDEND HISTORY



TickerTech.com Jan 31, 2026

SM – 4.2% YIELD

SM Energy Co.

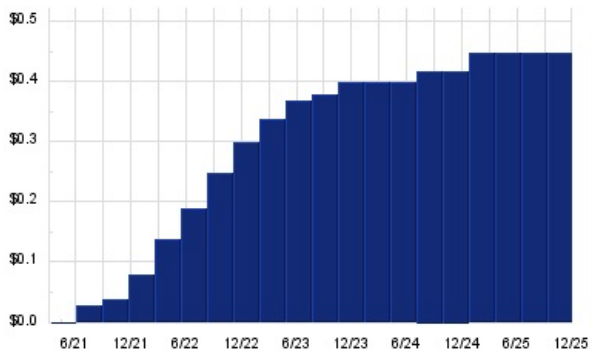


SM Energy Co. is an independent energy company. Co. is engaged in the acquisition, exploration, development, and production of oil, gas, and natural gas liquid (NGL) in the state of Texas. Co.'s asset portfolio is comprised of assets in the Midland Basin of West Texas and in the Maverick Basin of South Texas. Co.'s Midland Basin assets are located in the Permian Basin in West Texas and are comprised of approximately 110,000 net acres and include its RockStar assets in Howard and Martin Counties, Texas, its Sweetie Peck assets in Upton and Midland Counties, and Klondike assets in Dawson and northern Martin counties (Midland Basin).

NOG – KEY STATS

Name: Northern Oil & Gas Inc (MN)
 Stock buyback: **NOG buyback**
 Website: www.northernoil.com
 Sector: Oil & Gas Exploration & Production

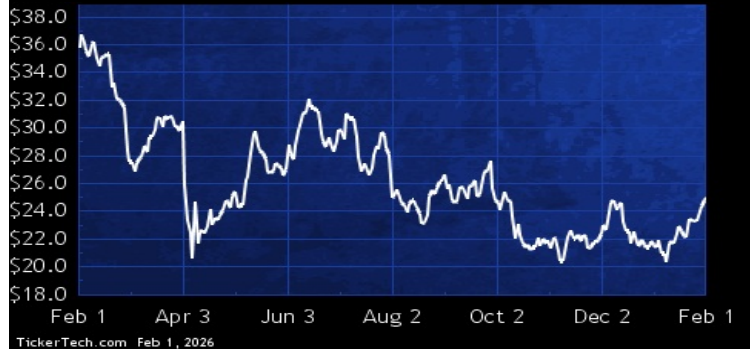
NOG DIVIDEND HISTORY



TickerTech.com Jan 31, 2026

NOG – 7.2% YIELD

Northern Oil & Gas Inc



Northern Oil and Gas, Inc. is a real asset company that focuses on acquiring and investing in non-operated minority working and mineral interests in the hydrocarbon producing basins within the contiguous U.S.. Its business is crude oil and natural gas exploration, development, and production with operations in the U.S.. Its 300,000-acre portfolio is distributed across the Williston, Permian and Appalachia Basins. Its portfolio comprises 300,000 acres of low-breakeven land with over 10,000 wells. Diversified by basin and across commodity type, its wells are operated by over 100 public and private operators.

PAA — KEY STATS

Name: Plains All American Pipeline LP
 Website: www.plainsallamerican.com
 Sector: Oil & Gas Equipment & Services

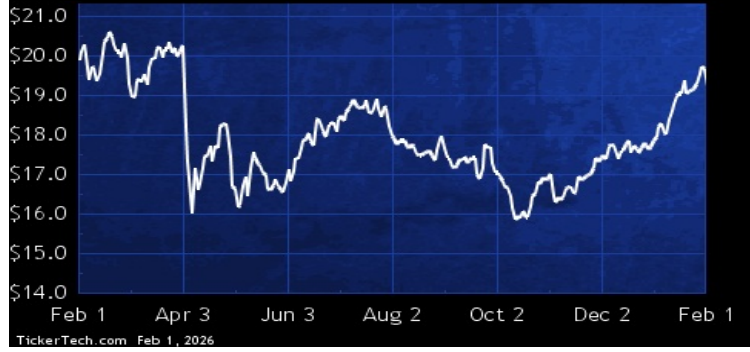
PAA DIVIDEND HISTORY



TickerTech.com Jan 31, 2026

PAA — 8.5% YIELD

Plains All American Pipeline LP

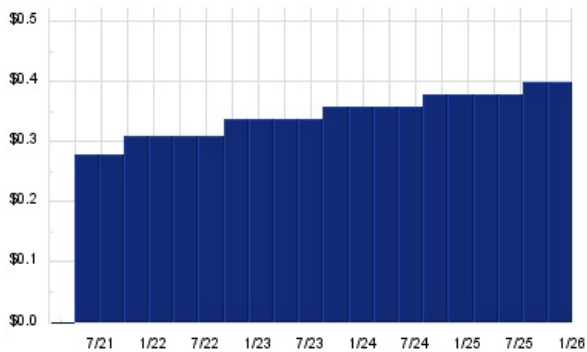


Plains All American Pipeline, L.P. is a North American midstream service provider with a network of pipeline transportation, terminalling, storage, and gathering assets in key crude oil and natural gas liquids (NGL) producing basins, including the Permian Basin, and major market hubs in the U.S. and Canada. It operates in two segments: Crude Oil and NGL. The Crude Oil segment focuses on gathering and transporting crude oil via pipelines, gathering systems, trucks, barges, or railcars, and providing terminalling and storage services. The NGL segment handles natural gas processing, NGL fractionation, storage, transportation, and terminalling services for third-party customers.

REPX — KEY STATS

Name: Riley Exploration Permian Inc
 Stock buyback: [REPX buyback](#)
 Website: www.tengasco.com
 Sector: Oil & Gas Exploration & Production

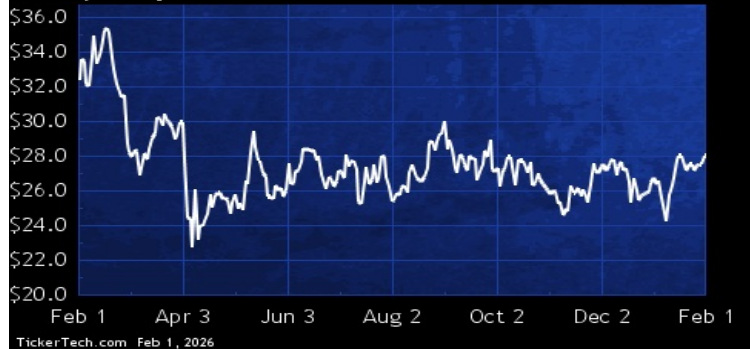
REPX DIVIDEND HISTORY



TickerTech.com Jan 31, 2026

REPX — 5.7% YIELD

Riley Exploration Permian Inc

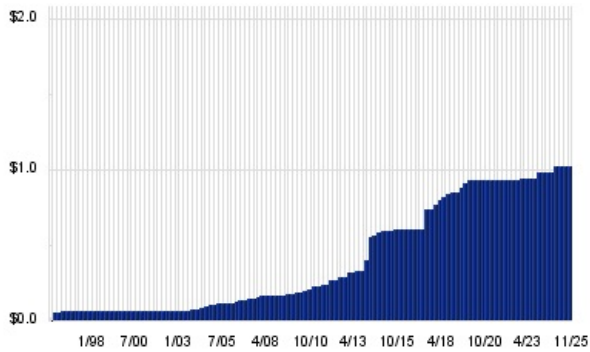


Riley Exploration Permian, Inc., together with its subsidiaries is an independent oil and natural gas company. Co. is focused on the acquisition, exploration, development and production of oil, natural gas, and natural gas liquids. Co. focuses on horizontal drilling and completions applied to conventional formations in the Permian Basin. The Permian Basin is an oil and natural gas producing area located in West Texas and the adjoining area of Southeastern New Mexico covering an area approximately 250 miles wide and 300 miles long, and encompasses several sub-basins, including the Delaware Basin, Midland Basin, Central Basin Platform and Northwest Shelf.

OKE — KEY STATS

Name:	ONEOK Inc
Stock buyback:	OKE buyback
Website:	www.oneok.com
Sector:	Oil & Gas Exploration & Production

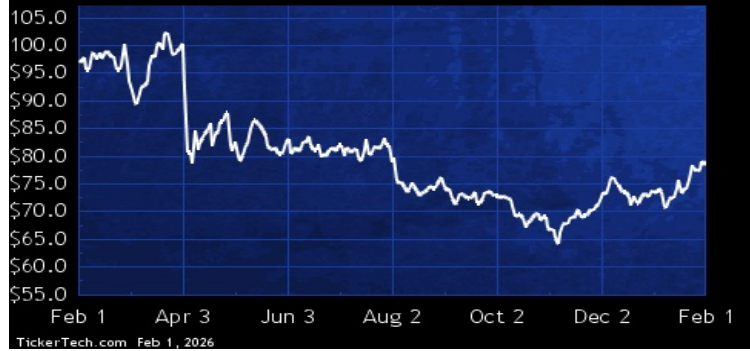
OKE DIVIDEND HISTORY



TickerTech.com Jan 31, 2026

OKE — 5.5% YIELD

ONEOK Inc

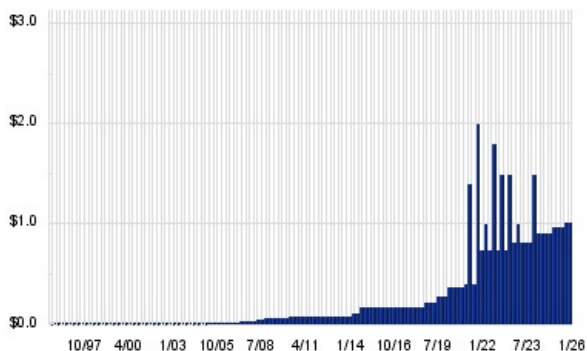


Oneok, Inc. is a midstream service provider offering gathering, processing, fractionation, transportation, storage, and marine export services. It operates in four segments: Natural Gas Gathering and Processing (serving producers in the northern and central U.S.), Natural Gas Liquids (handling NGLs in the southern and Rocky Mountain regions), Natural Gas Pipelines (transporting and storing natural gas), and Refined Products and Crude (handling refined products and crude oil, plus related commodity activities). These operations span several key U.S. regions, including North Dakota, Montana, Wyoming, Kansas, Oklahoma, Texas, New Mexico, and the Rocky Mountains.

EOG — KEY STATS

Name:	EOG Resources, Inc.
Website:	www.eogresources.com
Sector:	Oil & Gas Exploration & Production

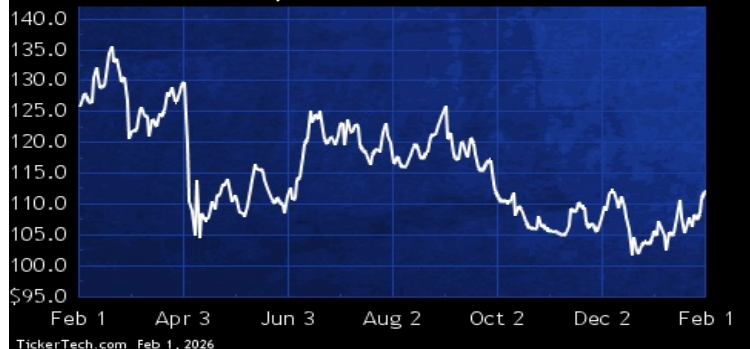
EOG DIVIDEND HISTORY



TickerTech.com Feb 1, 2026

EOG — 3.6% YIELD

EOG Resources, Inc.

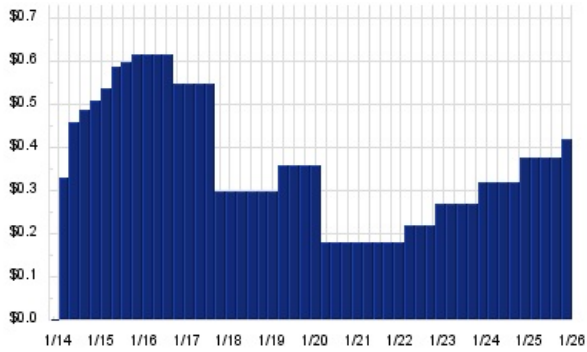


EOG Resources, Inc. is a crude oil and natural gas exploration and production company. It explores, develops, produces, and markets crude oil, natural gas liquids (NGLs) and natural gas primarily in major producing basins in the U.S., the Republic of Trinidad and Tobago (Trinidad) and, from time to time, selects other international areas. Its operations are located in the basins of the U.S. with a focus on crude oil and, to a lesser extent, natural gas plays. It is focused on the Wolfcamp, Bone Spring, and Leonard plays. The South Texas area includes its Eagle Ford play and its Dorado gas play.

PAGP — KEY STATS

Name: Plains GP Holdings LP
 Website: www.plains.com
 Sector: Oil & Gas Equipment & Services

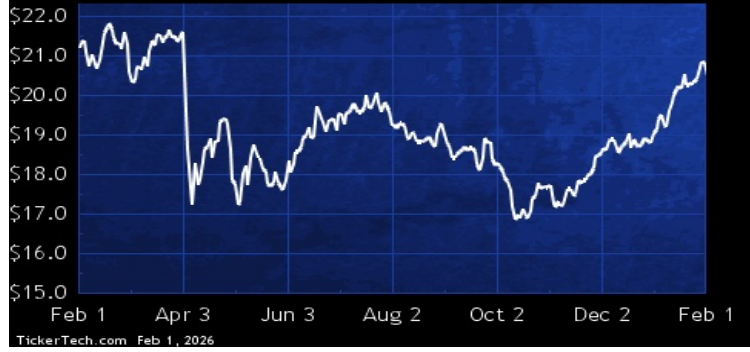
PAGP DIVIDEND HISTORY



TickerTech.com Jan 31, 2026

PAGP — 8.0% YIELD

Plains GP Holdings LP

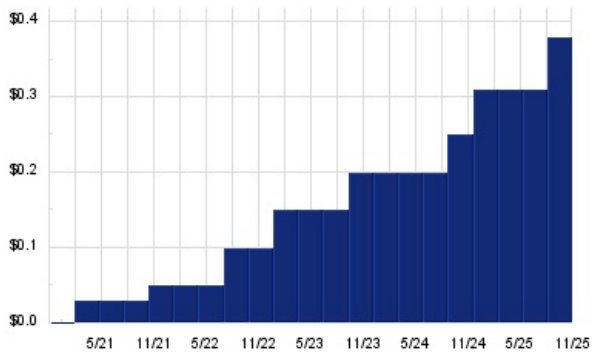


Plains GP Holdings, L.P. is a limited partnership. Co. owns and operates critical midstream infrastructure systems that connect various producing regions to key demand centers and export terminals. Co. operates through two segments: Crude Oil and Natural Gas Liquids (NGL). The Crude Oil segment operations generally consist of gathering and transporting crude oil using pipelines, gathering systems, trucks and at times on barges or railcars, in addition to providing terminalling, storage and other related services utilizing its integrated assets across the U.S. and Canada.

MTDR — KEY STATS

Name: Matador Resources Co
 Website: www.matadorresources.com
 Sector: Oil & Gas Exploration & Production

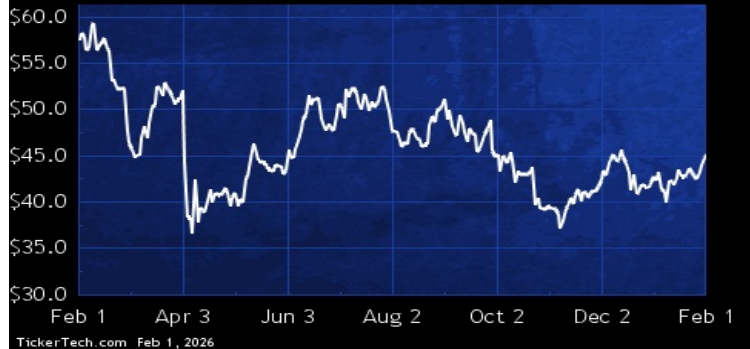
MTDR DIVIDEND HISTORY



TickerTech.com Feb 1, 2026

MTDR — 3.4% YIELD

Matador Resources Co



Matador Resources Co. is an independent energy company. Co. is engaged in the exploration, development, production and acquisition of oil and natural gas resources in the U.S., with an emphasis on oil and natural gas shale and other unconventional plays. It operates through two segments: exploration and production and midstream. The exploration and production segment are engaged in the exploration, development, production and acquisition of oil and natural gas resources in the U.S. and is focused primarily on the oil and liquids-rich portion of the Wolfcamp and Bone Spring plays in the Delaware Basin in Southeast New Mexico and West Texas.

ENB — KEY STATS

Name:	Enbridge Inc
Stock buyback:	ENB buyback
Website:	www.enbridge.com
Sector:	Oil & Gas Equipment & Services

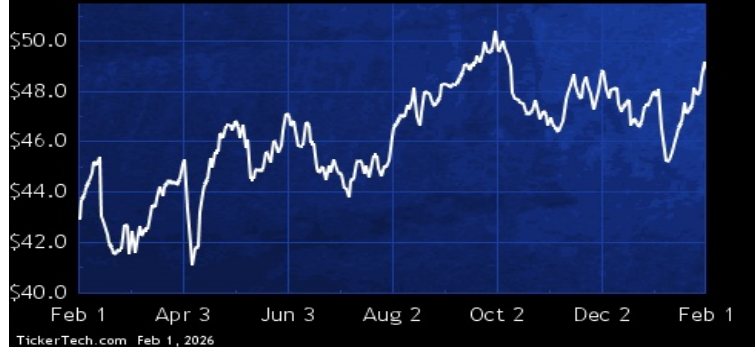
ENB DIVIDEND HISTORY



TickerTech.com Jan 31, 2026

ENB — 7.9% YIELD

Enbridge Inc

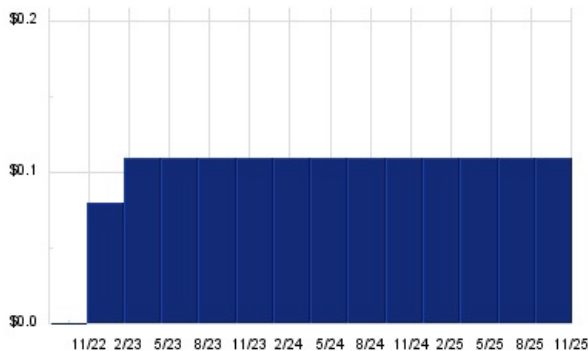


Enbridge Inc. is an energy transportation and distribution company. Co.'s segments include Liquids Pipelines, Gas Transmission, Gas Distribution and Storage and Renewable Power Generation. The Liquids Pipelines include marketing of crude oil and consist of pipelines and terminals in Canada and the U.S. that transport and export various grades of crude oil and other liquid hydrocarbons. The Gas Transmission consists of its investments in natural gas pipelines and gathering and processing facilities in Canada and the U.S.. The Gas Distribution and Storage consists of its natural gas utility operations.

GRNT — KEY STATS

Name:	Granite Ridge Resources Inc
Sector:	Oil & Gas Exploration & Production

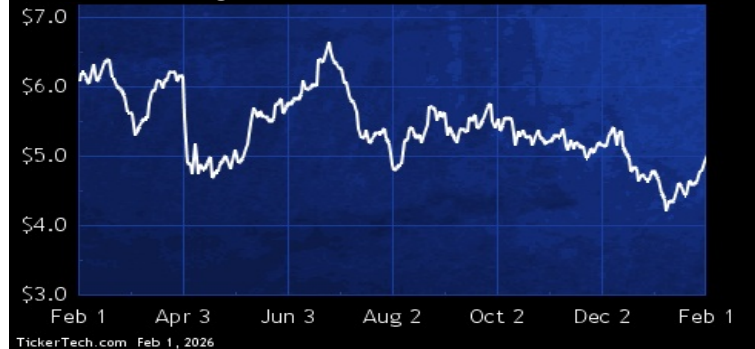
GRNT DIVIDEND HISTORY



TickerTech.com Jan 31, 2026

GRNT — 8.9% YIELD

Granite Ridge Resources Inc



Granite Ridge Resources, Inc. is an oil and gas exploration and production company. It owns a portfolio of wells and top-tier acreage across the Permian and four other prolific unconventional basins across the U.S.. It holds interests in wells in core operating areas of the Permian, Eagle Ford, Bakken, Haynesville and Denver-Julesburg (DJ) plays. It owns an interest in approximately 2,826 gross (176.50 net) producing wells, 309,472. The Permian Basin extends from southeastern New Mexico into west Texas. The Permian Basin consists of mature legacy onshore oil and liquids-rich natural gas reservoirs.

 **Energy Stock Channel**

 **Dividend Channel**

Nothing in Dividend Channel is intended to be investment advice, nor does it represent the opinion of, counsel from, or recommendations by BNK Invest Inc. or any of its affiliates, subsidiaries or partners. None of the information contained herein constitutes a recommendation that any particular security, portfolio, transaction, or investment strategy is suitable for any specific person. All viewers agree that under no circumstances will BNK Invest, Inc., its subsidiaries, partners, officers, employees, affiliates, or agents be held liable for any loss or damage caused by your reliance on information obtained. By visiting, using or viewing this site, you agree to the following [Full Disclaimer & Terms of Service](#). Video widget and dividend videos powered by Market News Video. Quote data delayed at least 20 minutes; data powered by Ticker Technologies, and Mergent. [Contact Dividend Channel](#); [Meet Our Editorial Staff](#).