

## 10 Yield Gushing Energy Stocks

<http://www.energystockchannel.com/>

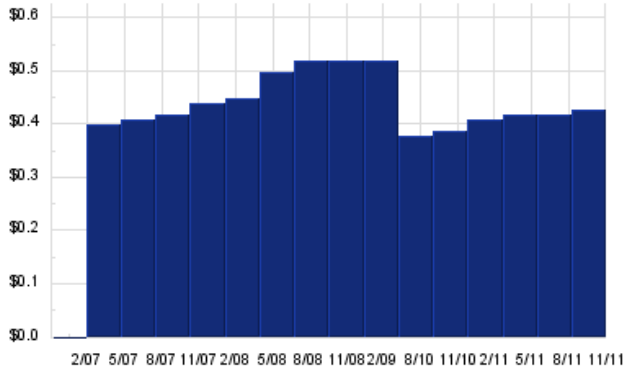
Energy Stock Channel paired our coverage universe of energy stocks, with Dividend Channel's proprietary DividendRank formula, to bring you this list of 10 top ranked energy dividend stocks. The DividendRank formula considers a variety of data – dividend history & yield, book value, quarterly earnings – and compares it to the stock's trading data to come up with certain calculations about profitability and about the stock's valuation (whether we think it looks "cheap" or "expensive"). The result is this list of the top most "interesting" ideas that merit further research.



## BBEP — Key Stats

Name:	BreitBurn Energy Partners LP
Website:	<a href="http://www.breitburn.com">www.breitburn.com</a>
Sector:	Oil & Gas Exploration & Production
36 Month Beta:	0.80
Total Market Cap:	\$1,122,000,000
% Held by Institutions:	26.78%
% Held by ETFs:	0.36%

## BBEP Dividend History



TickerTech.com Jan 18, 2012

## BBEP — 9.1% Yield

### BreitBurn Energy Partners LP

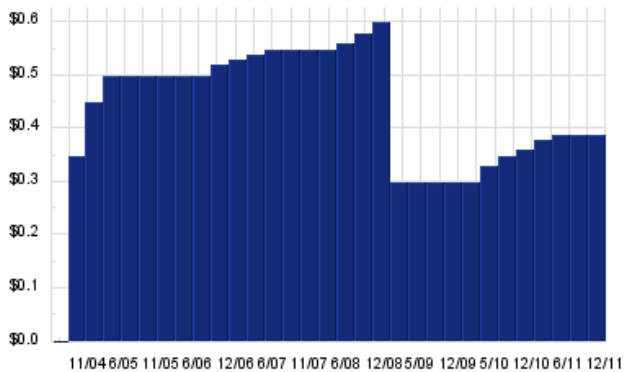


BreitBurn Energy Partners is an independent oil and gas partnership focused on the acquisition, exploitation and development of oil and gas properties in the U.S. Co.'s assets consist primarily of producing and non-producing crude oil and natural gas reserves located mainly in the Antrim Shale and other non-Antrim formations in Michigan, the Los Angeles Basin in California, the Wind River and Big Horn Basins in central Wyoming, the Sunniland Trend in Florida and the New Albany Shale in Indiana and Kentucky. As of Dec 31 2010, Co.'s total estimated proved reserves were 118.9 million barrels of oil equivalent, of which approximately 65.0 % was natural gas and 35.0% was crude oil.

## SFL — Key Stats

Name:	Ship Finance International Ltd
Website:	<a href="http://www.shipfinance.bm">www.shipfinance.bm</a>
Sector:	Oil & Gas Equipment & Services
36 Month Beta:	1.48
Total Market Cap:	\$812,000,000
% Held by Institutions:	19.5%
% Held by ETFs:	1.47%

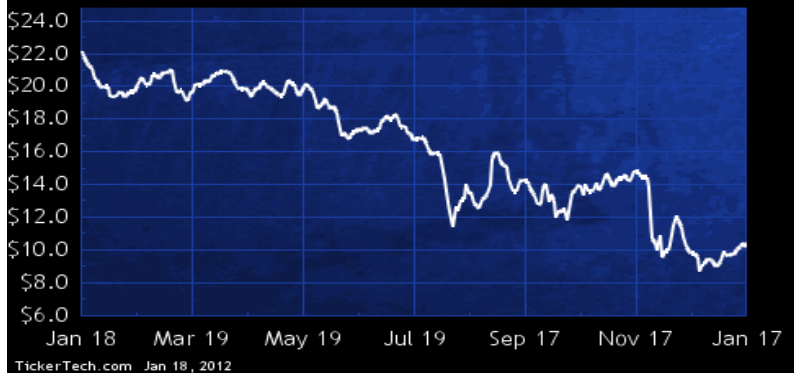
## SFL Dividend History



TickerTech.com Jan 18, 2012

## SFL — 14.9% Yield

### Ship Finance International Ltd

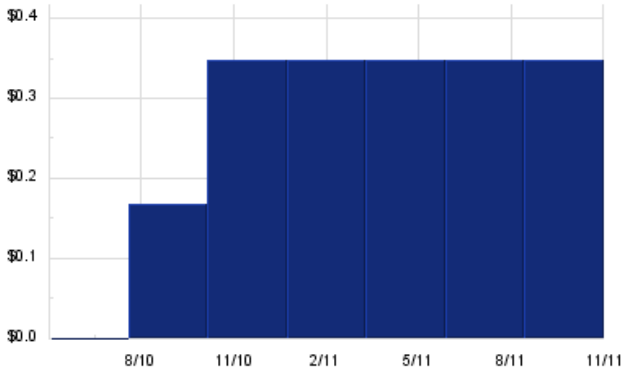


Ship Finance International is holding company. Through its subsidiaries, Co. is engaged in the ownership and operation of vessels and offshore related assets; as well as the charter, purchase and sale of assets. As of March 22 2011, Co. owned 29 oil tankers, 8 oil/bulk/ore carriers, 3 drybulk carriers, 9 container vessels, 2 jack-up drilling rigs, 3 ultra-deepwater drilling units, 6 offshore supply vessels and 2 chemical tankers.

## NKA — Key Stats

Name:	Niska Gas Storage Partners LLC
Website:	<a href="http://www.niskapartners.com">www.niskapartners.com</a>
Sector:	Oil & Gas Exploration & Production
36 Month Beta:	1.10
Total Market Cap:	\$338,000,000
% Held by Institutions:	NA%
% Held by ETFs:	0.58%

## NKA Dividend History



TickerTech.com Jan 18, 2012

## NKA — 14.8% Yield

### Niska Gas Storage Partners LLC

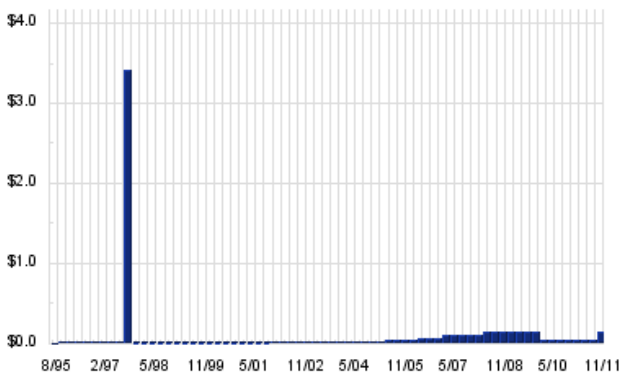


Niska Gas Storage Partners owns and operates natural gas storage assets. Co. stores natural gas for a range of customers, such as financial institutions, marketers, pipelines, power generators, utilities and producers of natural gas. Co. provides storage services under Long-Term Firm contracts, whereby customers pay monthly reservation fees in exchange for the right to inject, store and withdraw volumes of natural gas on days and for periods selected by them. Co. also provides services under Short-Term Firm contracts, whereby customer pays a fixed fee to inject certain quantity of natural gas on a specified date or dates and to store that gas in Co.'s storage facilities until withdrawa.

## VLO — Key Stats

Name:	Valero Energy Corp.
Website:	<a href="http://www.valero.com">www.valero.com</a>
Sector:	Oil & Gas Refining & Marketing
36 Month Beta:	1.42
Total Market Cap:	\$11,765,000,000
% Held by Institutions:	77.95%
% Held by ETFs:	3.90%

## VLO Dividend History



TickerTech.com Jan 18, 2012

## VLO — 2.7% Yield

### Valero Energy Corp.

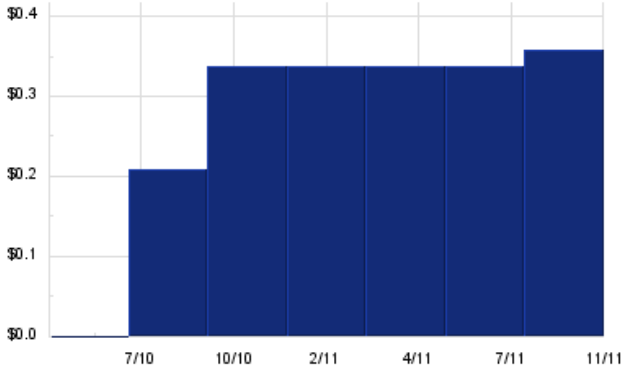


Valero Energy is a petroleum refining and marketing company. Co. markets its refined products through a bulk and rack marketing network and retail and wholesale branded outlets in the U.S. and eastern Canada under brands such as Valero®, Diamond Shamrock®, Shamrock®, Ultramar®, and Beacon®. Co. has three reportable segments: refining, which consists of refining operations, wholesale marketing, product supply and distribution, and transportation operations; ethanol, which includes sales of ethanol and distillers grains; and retail, which is comprised of company-operated convenience stores, Canadian dealers/jobbers, truckstop facilities, cardlock facilities, and home heating oil operations.

## PNG – Key Stats

Name: PAA Natural Gas Storage L P  
 Website: [www.pnglp.com](http://www.pnglp.com)  
 Sector: Oil & Gas Exploration & Production

## PNG Dividend History



TickerTech.com Jan 18, 2012

## PNG – 7.8% Yield

### PAA Natural Gas Storage L P



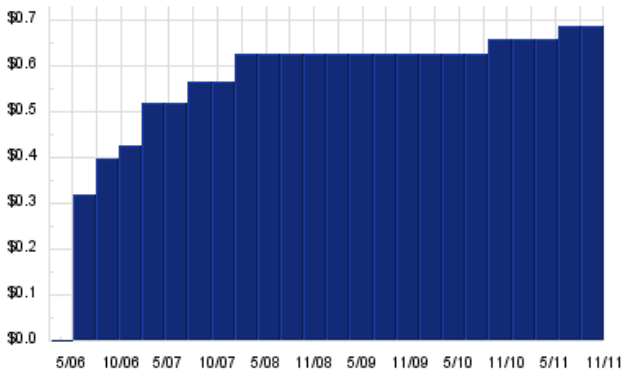
TickerTech.com Jan 18, 2012

PAA Natural Gas Storage is engaged in acquiring, developing, operating and commercializing management of natural gas storage facilities to a mix of customers, including local gas distribution companies, electric utilities, pipelines, direct industrial users, electric power generators, marketers, producers, liquefied natural gas importers and affiliates of such entities. As of Dec 31 2010, Co. owned and operated two natural gas storage facilities in Louisiana and Michigan that have an aggregate working gas storage capacity of 50.00 billion cubic feet and an aggregate peak injection and withdrawal capacity of 1.70 billion cubic feet per day and 3.20 billion cubic feet per day, respectively.

## LINE – Key Stats

Name: Linn Energy LLC  
 Website: [www.linnenergy.com](http://www.linnenergy.com)  
 Sector: Oil & Gas Exploration & Production  
 36 Month Beta: 0.84  
 Total Market Cap: \$6,353,000,000  
 % Held by Institutions: 21.63%  
 % Held by ETFs: 0.13%

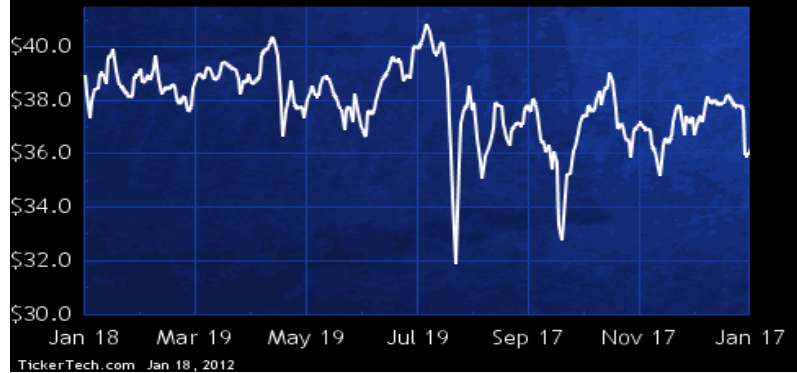
## LINE Dividend History



TickerTech.com Jan 18, 2012

## LINE – 7.6% Yield

### Linn Energy LLC



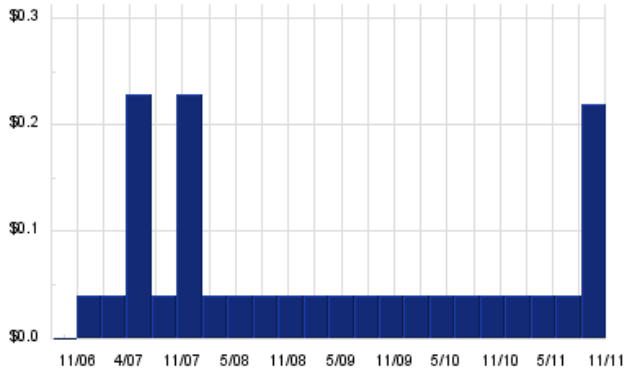
TickerTech.com Jan 18, 2012

Linn Energy is an independent oil and natural gas company. Co. has properties in five regions in the U.S.: Mid-Continent Deep, which include the Texas Panhandle Deep Granite Wash formation and deep formations in Oklahoma and Kansas; Mid-Continent Shallow, which include the Texas Panhandle Brown Dolomite formation and shallow formations in Oklahoma, Louisiana and Illinois; Permian Basin, which include areas in West Texas and Southeast New Mexico; Michigan, which include the Antrim Shale formation in the northern part of the state; and California, which include the Brea Olinda Field of the Los Angeles Basin. At Dec 31 2010, Co.'s proved reserves were 2,597.00 billion cubic feet equivalent.

## DK – Key Stats

Name:	Delek US Holdings Inc
Website:	<a href="http://www.DelekUS.com">www.DelekUS.com</a>
Sector:	Oil & Gas Refining & Marketing
36 Month Beta:	1.24
Total Market Cap:	\$697,000,000
% Held by Institutions:	23.54%
% Held by ETFs:	1.42%

## DK Dividend History



TickerTech.com Jan 18, 2012

## DK – 1.2% Yield

### Delek US Holdings Inc

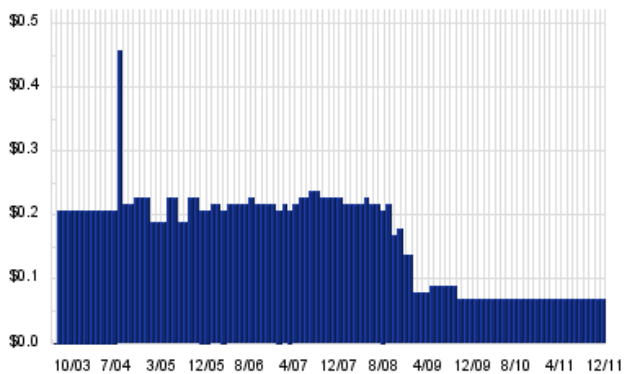


Delek US Holdings is a holding company focused on petroleum refining, wholesale sales of refined products and retail marketing. Co. has three segments. The refining segment operates a refinery in Tyler, TX. The marketing segment sells refined products on a wholesale basis in west Texas through Co.-owned and third-party operating terminals. The retail segment markets gasoline, diesel and other refined petroleum products, and convenience merchandise through a network of Co.-operated retail fuel and convenience stores. As of Dec 31 2010, Co. also owned a 34.6% equity interest in Lion Oil Company, which owns and operates a refinery located in El Dorado, AR.

## PGH – Key Stats

Name:	Pengrowth Energy Corp
Website:	<a href="http://www.pengrowth.com">www.pengrowth.com</a>
Sector:	Oil & Gas Exploration & Production
36 Month Beta:	1.77
Total Market Cap:	\$3,393,000,000
% Held by Institutions:	33.7%
% Held by ETFs:	0.12%

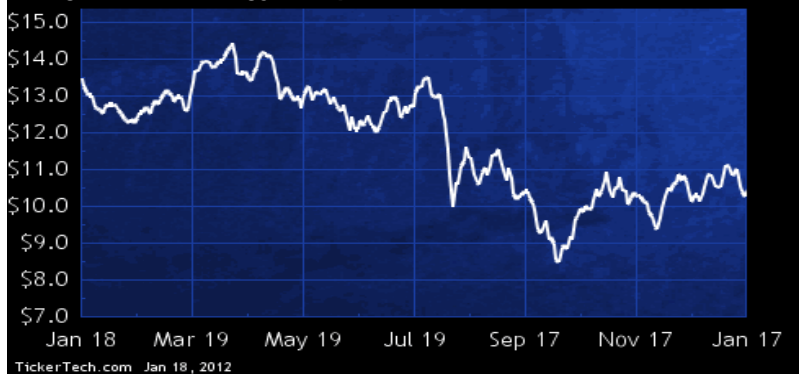
## PGH Dividend History



TickerTech.com Jan 18, 2012

## PGH – 8.0% Yield

### Pengrowth Energy Corp

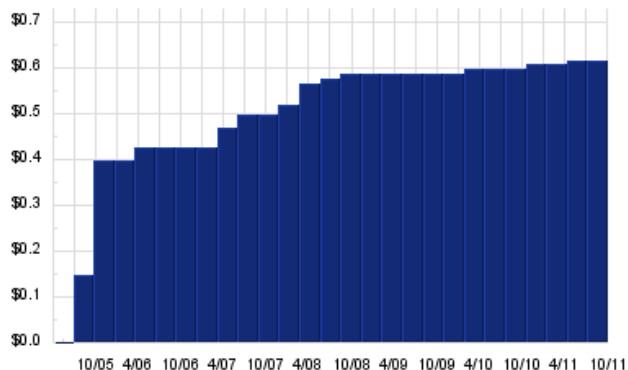


Pengrowth Energy is a Canadian resource company that is engaged in the production, development, exploration and acquisition of oil and natural gas assets. As of Dec 31 2010, total gross proved reserves for light and medium oil consisted of 80,746 thousands of barrels ("Mbbbl"), heavy oil consisted of 15,138 Mbbbl, natural gas liquids consisted of 20,726 Mbbbl, natural gas consisted of 531,374 millions of cubic feet ("MMcf") and coal bed methane consisted of 48,262 MMcf.

## TLP – Key Stats

Name:	Transmontaigne Partners L.P.
Website:	<a href="http://www.transmontaignepartners.com">www.transmontaignepartners.com</a>
Sector:	Oil & Gas Equipment & Services
36 Month Beta:	0.55
Total Market Cap:	\$497,000,000
% Held by Institutions:	34.92%
% Held by ETFs:	0.06%

## TLP Dividend History



TickerTech.com Jan 18, 2012

## TLP – 7.3% Yield

### Transmontaigne Partners L.P.

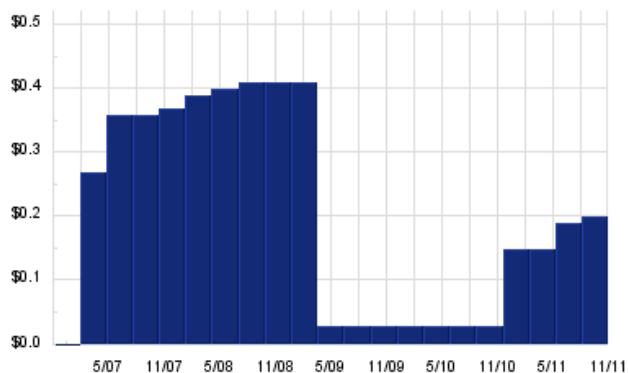


Transmontaigne Partners is a terminaling and transportation company with operations primarily in the U.S. along the Gulf Coast, in the Midwest, in Brownsville, TX, along the Mississippi and Ohio Rivers, and in the Southeast. Co. provides integrated terminaling, storage, transportation and related services for customers engaged in the distribution and marketing of light refined petroleum products, heavy refined petroleum products, crude oil, chemicals, fertilizers and other liquid products. Light refined products include gasolines, diesel fuels, heating oil and jet fuels. Heavy refined products include residual fuel oils and asphalt.

## EROC – Key Stats

Name:	Eagle Rock Energy Partners LP
Website:	<a href="http://www.eaglerockenergy.com">www.eaglerockenergy.com</a>
Sector:	Oil & Gas Equipment & Services
36 Month Beta:	1.11
Total Market Cap:	\$1,447,000,000
% Held by Institutions:	57.36%
% Held by ETFs:	0.01%

## EROC Dividend History



TickerTech.com Jan 18, 2012

## EROC – 7.1% Yield

### Eagle Rock Energy Partners LP



Eagle Rock Energy Partners is a limited partnership engaged in the business of gathering, compressing, treating, processing and transporting natural gas, fractionating and transporting natural gas liquids (NGLs) and marketing natural gas, condensate and NGLs in the Texas Panhandle, East Texas/Louisiana, South Texas, West Texas and Gulf of Mexico regions; and acquiring, developing and producing interests in oil and natural gas properties in Southern Alabama, East Texas, South Texas and West Texas. At Dec 31 2010, Co.'s proved reserves included about 38.40 billion cubic feet of natural gas, 8.7 million barrels of crude oil, and 6.2 million barrels of NGLs, of which 89.0% were proved developed.

 **Energy Stock Channel**

 **Dividend Channel**

Nothing in Dividend Channel is intended to be investment advice, nor does it represent the opinion of, counsel from, or recommendations by BNK Invest Inc. or any of its affiliates, subsidiaries or partners. None of the information contained herein constitutes a recommendation that any particular security, portfolio, transaction, or investment strategy is suitable for any specific person. All viewers agree that under no circumstances will BNK Invest, Inc., its subsidiaries, partners, officers, employees, affiliates, or agents be held liable for any loss or damage caused by your reliance on information obtained. By visiting, using or viewing this site, you agree to the following [Full Disclaimer & Terms of Service](#). Video widget and dividend videos powered by Market News Video. Quote data delayed at least 20 minutes; [data powered by Ticker Technologies](#), and Mergent. [Contact Dividend Channel](#); [Meet Our Editorial Staff](#).