

## 10 Yield Gushing Energy Stocks

<http://www.energystockchannel.com/>

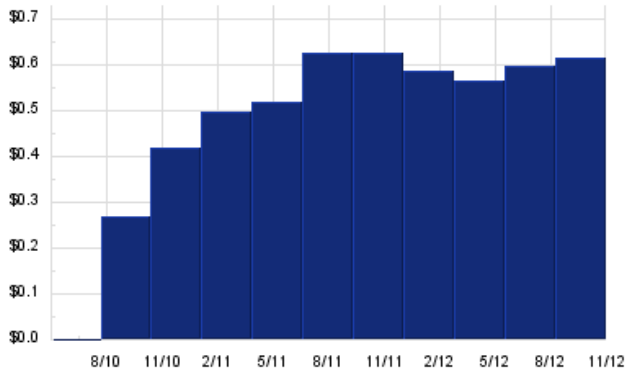
Energy Stock Channel paired our coverage universe of energy stocks, with Dividend Channel's proprietary DividendRank formula, to bring you this list of 10 top ranked energy dividend stocks. The DividendRank formula considers a variety of data – dividend history & yield, book value, quarterly earnings – and compares it to the stock's trading data to come up with certain calculations about profitability and about the stock's valuation (whether we think it looks "cheap" or "expensive"). The result is this list of the top most "interesting" ideas that merit further research.



## ECT – Key Stats

Name: ECA Marcellus Trust I  
 Website: [www.energycorporationofamerica.com](http://www.energycorporationofamerica.com)  
 Sector: Rental, Leasing, & Royalty

## ECT Dividend History



TickerTech.com Jan 15, 2013

## ECT – 14.9% Yield

### ECA Marcellus Trust I



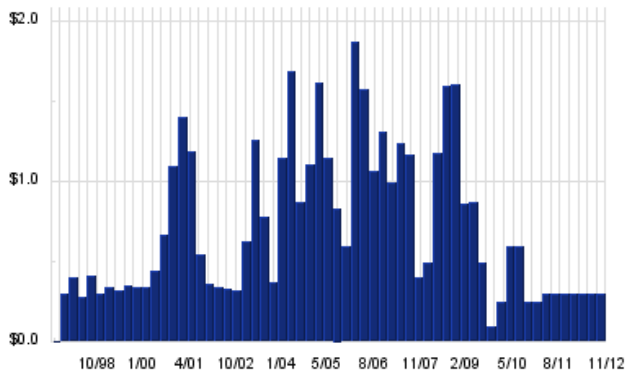
TickerTech.com Jan 15, 2013

ECA Marcellus Trust I is a statutory trust. At Dec 31 2011, Co. owned royalty interests in 14 producing horizontal natural gas wells producing from the Marcellus Shale formation, all of which were online and were located in Greene County, PA and royalty interests in 31 development wells that were online and producing, and nine development wells that were drilled but awaiting completion procedures in the Marcellus Shale formation. As of Dec 31 2011, the total gas reserves attributable to Co.'s interests were 81.72 billion cubic feet (Bcf). This amount included 67.25 Bcf of proved developed reserves and 14.47 Bcf of proved undeveloped reserves.

## NAT – Key Stats

Name: Nordic American Tankers Ltd  
 Website: [www.nat.bm](http://www.nat.bm)  
 Sector: Oil & Gas Equipment & Services  
 36 Month Beta: 1.09  
 Total Market Cap: \$484,000,000  
 % Held by Institutions: 34.19%  
 % Held by ETFs: 2.47%

## NAT Dividend History



TickerTech.com Jan 15, 2013

## NAT – 13.3% Yield

### Nordic American Tankers Ltd



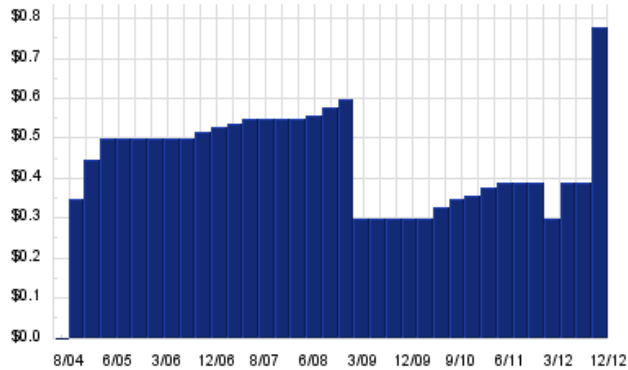
TickerTech.com Jan 15, 2013

Nordic American Tanker Shipping is an international tanker company. Co. is engaged in owning and operating double hull Suezmax crude oil tankers. As of Dec 31 2011, Co. operated 20 vessels in the spot market.

## SFL – Key Stats

Name:	Ship Finance International Ltd
Website:	<a href="http://www.shipfinance.org">www.shipfinance.org</a>
Sector:	Oil & Gas Equipment & Services
36 Month Beta:	1.19
Total Market Cap:	\$1,370,000,000
% Held by Institutions:	18.28%
% Held by ETFs:	1.89%

## SFL Dividend History



TickerTech.com Jan 15, 2013

## SFL – 9.0% Yield

### Ship Finance International Ltd

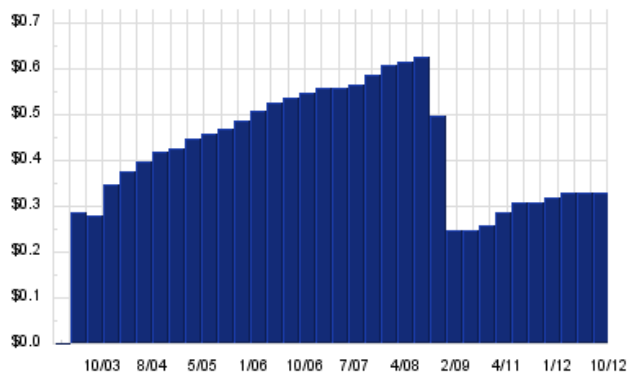


Ship Finance International is holding company. Through its subsidiaries, Co. is engaged in the ownership and operation of vessels and offshore related assets; as well as the charter, purchase and sale of assets. As of March 22 2011, Co. owned 29 oil tankers, 8 oil/bulk/ore carriers, 3 drybulk carriers, 9 container vessels, 2 jack-up drilling rigs, 3 ultra-deepwater drilling units, 6 offshore supply vessels and 2 chemical tankers.

## XTEX – Key Stats

Name:	Crosstex Energy LP
Website:	<a href="http://www.crosstexenergy.com">www.crosstexenergy.com</a>
Sector:	Oil & Gas Refining & Marketing

## XTEX Dividend History



TickerTech.com Jan 15, 2013

## XTEX – 8.4% Yield

### Crosstex Energy LP

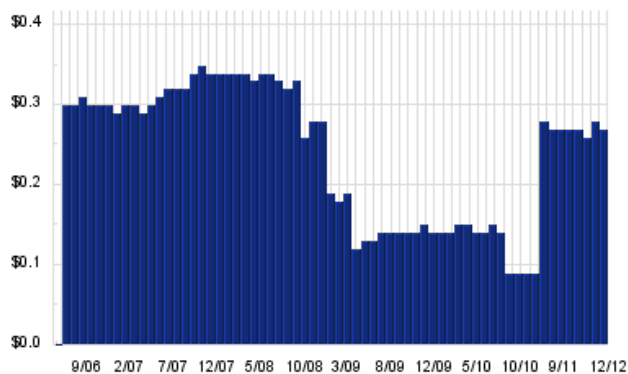


Crosstex Energy is engaged in the gathering, processing, transmission and marketing of natural gas and natural gas liquids (NGLs). Co. processes natural gas for the removal of NGLs, fractionate NGLs into purity products and market those products for a fee, transports natural gas and provides natural gas to a variety of markets. Co. purchases natural gas from natural gas producers and other supply sources and sells that natural gas to utilities, industrial consumers, other marketers and pipelines. Co. also purchases natural gas from producers not connected to its gathering systems for resale and sells natural gas on behalf of producers.

## PWE – Key Stats

Name:	Penn West Petroleum Ltd
Website:	<a href="http://www.pennwest.com">www.pennwest.com</a>
Sector:	<a href="#">Oil &amp; Gas Exploration &amp; Production</a>
36 Month Beta:	2.10
Total Market Cap:	\$4,940,000,000
% Held by Institutions:	34.98%
% Held by ETFs:	0.14%

## PWE Dividend History



TickerTech.com Jan 15, 2013

## PWE – 10.3% Yield

### Penn West Petroleum Ltd

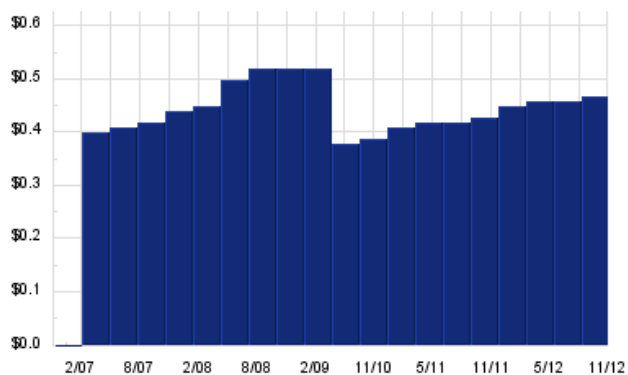


Penn West Petroleum is engaged in the business of acquiring, exploring, developing, exploiting and holding interests in petroleum and natural gas properties and related assets. As of Dec 31 2011, Co.'s gross proven developed and undeveloped reserves for oil and gas was 498 million barrels of oil equivalent (net: 430 million barrels of oil equivalent).

## BBEP – Key Stats

Name:	BreitBurn Energy Partners LP
Website:	<a href="http://www.breitburn.com">www.breitburn.com</a>
Sector:	<a href="#">Oil &amp; Gas Exploration &amp; Production</a>

## BBEP Dividend History



TickerTech.com Jan 15, 2013

## BBEP – 9.0% Yield

### BreitBurn Energy Partners LP

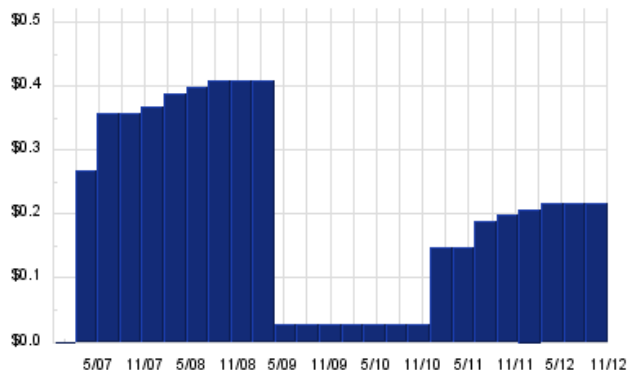


BreitBurn Energy Partners is an independent oil and gas partnership focused on the acquisition, exploitation and development of oil and gas properties in the U.S. Co.'s assets consist primarily of producing and non-producing crude oil and natural gas reserves located mainly in the Antrim Shale and other non-Antrim formations in Michigan, the Los Angeles Basin in California, the Wind River and Big Horn Basins in central Wyoming, the Sunniland Trend in Florida and the New Albany Shale in Indiana and Kentucky. As of Dec 31 2010, Co.'s total estimated proved reserves were 118.9 million barrels of oil equivalent, of which approximately 65.0 % was natural gas and 35.0% was crude oil.

## EROC – Key Stats

Name:	Eagle Rock Energy Partners LP
Website:	<a href="http://www.eaglerockenergy.com">www.eaglerockenergy.com</a>
Sector:	Oil & Gas Equipment & Services
36 Month Beta:	1.16
Total Market Cap:	\$1,252,000,000
% Held by Institutions:	62.93%
% Held by ETFs:	0.01%

## EROC Dividend History



TickerTech.com Jan 15, 2013

## EROC – 9.7% Yield

### Eagle Rock Energy Partners LP

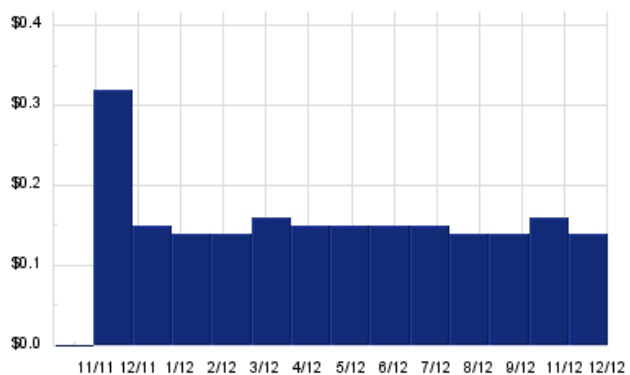


Eagle Rock Energy Partners is a domestically-focused limited partnership engaged in the following two businesses: Midstream Business - gathering, compressing, treating, processing, transporting, marketing and trading natural gas; fractionating, transporting and marketing natural gas liquids (NGLs); and crude oil logistics and marketing; and Upstream Business - developing and producing oil and natural gas property interests. At Dec 31 2011, Co.'s proved reserves included about 234.0 billion cubic feet of natural gas, 11.5 million barrels of crude oil, and 11.3 million barrels of NGLs, of which 76% were proved developed.

## NDRO – Key Stats

Name:	Enduro Royalty Trust
Sector:	Oil & Gas Exploration & Production
36 Month Beta:	1.68
Total Market Cap:	\$544,000,000
% Held by Institutions:	NA%
% Held by ETFs:	0.00%

## NDRO Dividend History



TickerTech.com Jan 15, 2013

## NDRO – 10.1% Yield

### Enduro Royalty Trust

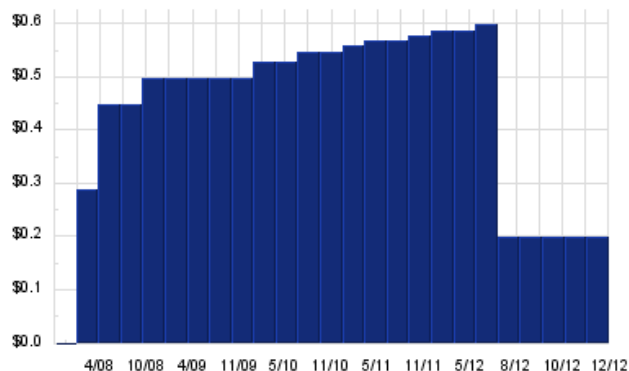


Enduro Royalty is a statutory trust which was formed to acquire and hold a net profits interest for the benefit of the Trust unitholders pursuant to an agreement between Enduro Resource Partners LLC ("Enduro"), the Trustee, and Wilmington Trust Company. These interests are in underlying properties consisting of Enduro's interests in specified oil and natural gas properties located in Texas, Louisiana and New Mexico. These properties consist of 30,319 developed oil and natural gas wells at Dec 31 2010, and 30,467 undeveloped oil and natural gas wells.

## VNR — Key Stats

Name: Vanguard Natural Resource LLC  
Website: [www.vnrlc.com](http://www.vnrlc.com)  
Sector: Oil & Gas Exploration & Production

## VNR Dividend History



TickerTech.com Jan 15, 2013

## VNR — 8.6% Yield

### Vanguard Natural Resource LLC



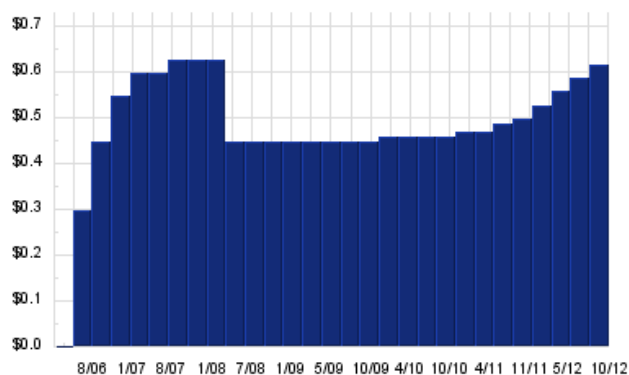
TickerTech.com Jan 15, 2013

Vanguard Natural Resource is engaged in the acquisition and development of oil and natural gas properties. Co. owns properties and oil and natural gas reserves in: the Permian Basin in West Texas and New Mexico; the Big Horn Basin in Wyoming and Montana; the southern portion of the Appalachian Basin, primarily in southeast Kentucky and northeast Tennessee; South Texas; the Williston Basin in North Dakota and Montana; Mississippi; and the Arkoma Basin in Arkansas and Oklahoma. At Dec 31 2011, Co.'s estimated proved developed and undeveloped reserves for crude oil, natural gas, and natural gas liquids were 44.8 million barrels, 163.00 billion cubic feet, and 7.4 million barrels, respectively.

## CLMT — Key Stats

Name: Calumet Specialty Product Partners LP  
Website: [www.calumetspecialty.com](http://www.calumetspecialty.com)  
Sector: Oil & Gas Refining & Marketing  
36 Month Beta: 1.33  
Total Market Cap: \$1,828,000,000  
% Held by Institutions: 33.53%  
% Held by ETFs: 0.19%

## CLMT Dividend History



TickerTech.com Jan 15, 2013

## CLMT — 8.1% Yield

### Calumet Specialty Product Partners LP



TickerTech.com Jan 15, 2013

Calumet Specialty Product Partners is a producer of hydrocarbon products in North America. Co. has two business segments: specialty products, which processes crude oil and other feedstocks into a variety of lubricating oils, white mineral oils, solvents, petrolatums, asphalt and waxes; and fuel products, which processes crude oil into a variety of fuel and fuel-related products including gasoline, diesel, jet fuel and heavy fuel oils. Co.'s specialty products are sold to domestic and international customers who purchase them primarily as raw material components for basic industrial, consumer and automotive goods. Co. also produces asphalt and a limited number of other by-products.

 **Energy Stock Channel**

 **Dividend Channel**

Nothing in Dividend Channel is intended to be investment advice, nor does it represent the opinion of, counsel from, or recommendations by BNK Invest Inc. or any of its affiliates, subsidiaries or partners. None of the information contained herein constitutes a recommendation that any particular security, portfolio, transaction, or investment strategy is suitable for any specific person. All viewers agree that under no circumstances will BNK Invest, Inc., its subsidiaries, partners, officers, employees, affiliates, or agents be held liable for any loss or damage caused by your reliance on information obtained. By visiting, using or viewing this site, you agree to the following [Full Disclaimer & Terms of Service](#). Video widget and dividend videos powered by Market News Video. Quote data delayed at least 20 minutes; [data powered by Ticker Technologies](#), and Mergent. [Contact Dividend Channel](#); [Meet Our Editorial Staff](#).