

10 Yield Gushing Energy Stocks

<http://www.energystockchannel.com/>

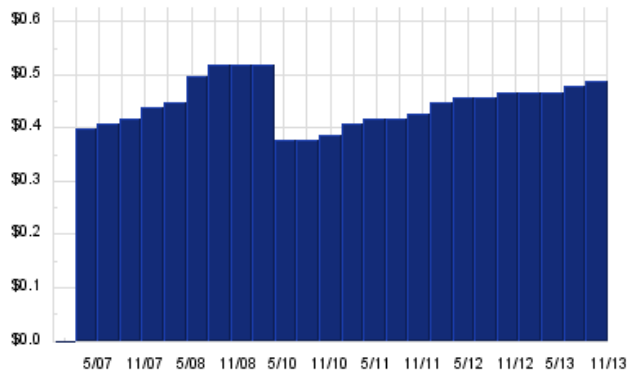
Energy Stock Channel paired our coverage universe of energy stocks, with Dividend Channel's proprietary DividendRank formula, to bring you this list of 10 top ranked energy dividend stocks. The DividendRank formula considers a variety of data – dividend history & yield, book value, quarterly earnings – and compares it to the stock's trading data to come up with certain calculations about profitability and about the stock's valuation (whether we think it looks "cheap" or "expensive"). The result is this list of the top most "interesting" ideas that merit further research.



BBEP — Key Stats

| | |
|-------------------------|--|
| Name: | BreitBurn Energy Partners LP |
| Website: | www.breitburn.com |
| Sector: | Oil & Gas Exploration & Production |
| 36 Month Beta: | 0.77 |
| Total Market Cap: | \$2,012,000,000 |
| % Held by Institutions: | 31.05% |
| % Held by ETFs: | 0.37% |

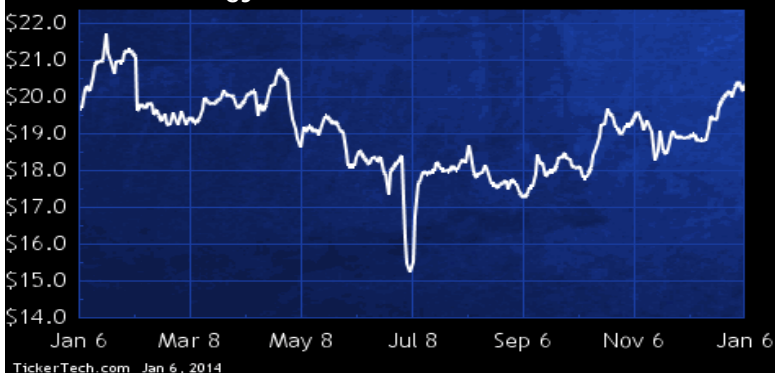
BBEP Dividend History



TickerTech.com Jan 6, 2014

BBEP — 9.7% Yield

BreitBurn Energy Partners LP

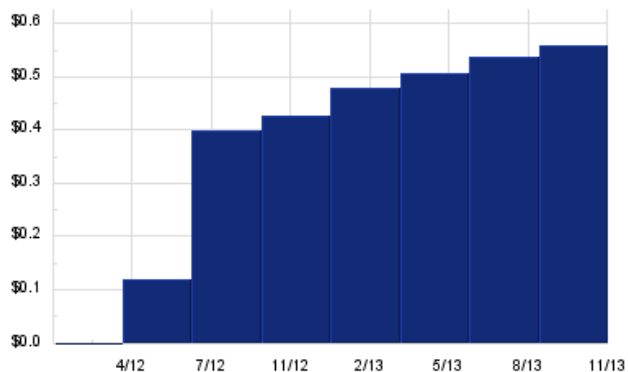


BreitBurn Energy Partners is an independent oil and gas partnership focused on the acquisition, exploitation and development of oil and gas properties. Co.'s assets are located in: the Antrim Shale and several non-Antrim formations in Michigan; the Evanston, Green River, Wind River, Big Horn and Powder River Basins in Wyoming; the Los Angeles and San Joaquin Basins in California; the Permian Basin in Texas; the Sunniland Trend in Florida; and the New Albany Shale in Indiana and Kentucky. As of Dec 31 2012, Co.'s total estimated proved reserves were 149.4 million barrels of oil equivalent, of which approximately 53% was crude oil and 47% was natural gas.

ARP — Key Stats

| | |
|-------------------------|--|
| Name: | Atlas Resource Partners, L.P. |
| Website: | www.atlasresourcepartners.com |
| Sector: | Oil & Gas Exploration & Production |
| 36 Month Beta: | 0.70 |
| Total Market Cap: | \$1,209,000,000 |
| % Held by Institutions: | NA% |
| % Held by ETFs: | 0.05% |

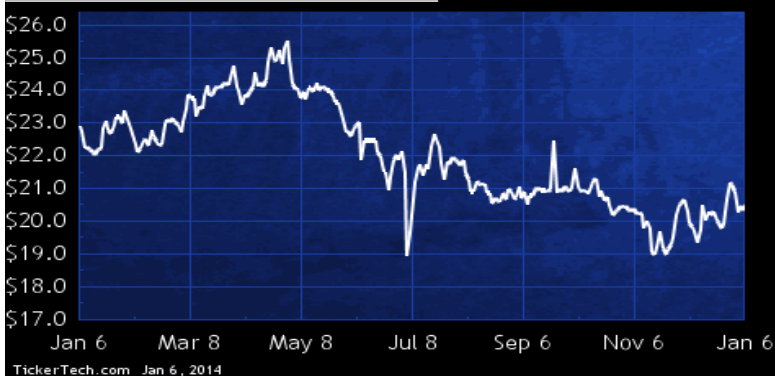
ARP Dividend History



TickerTech.com Jan 6, 2014

ARP — 10.9% Yield

Atlas Resource Partners, L.P.

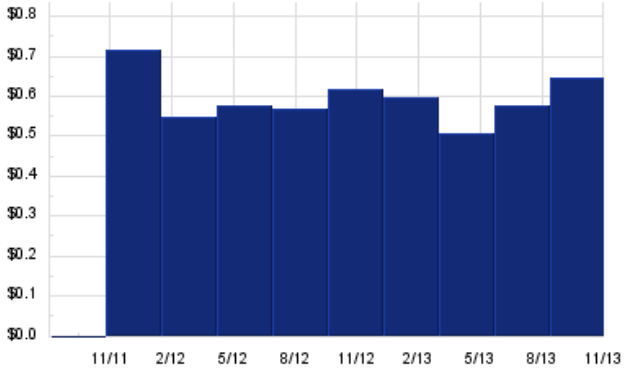


Atlas Resource Partners is an independent developer and producer of natural gas, crude oil and natural gas liquids, with operations in the following areas: the Barnett Shale and Marble Falls play in the Forth Worth Basin in northern Texas; the Appalachia basin, including the Marcellus Shale and the Utica Shale; the Mississippi Lime and Hunton plays in northwestern Oklahoma; the Chattanooga Shale in northeastern Tennessee, the Niobrara Shale in northeastern Colorado, the New Albany Shale in southwestern Indiana, and the Antrim Shale in Michigan. As of Dec 31 2012, Co. had proved natural gas and oil reserves of 723.36 billion cubic feet equivalent.

PER – Key Stats

Name: SandRidge Permian Trust
 Website: www.sandridgeenergy.com
 Sector: Oil & Gas Exploration & Production

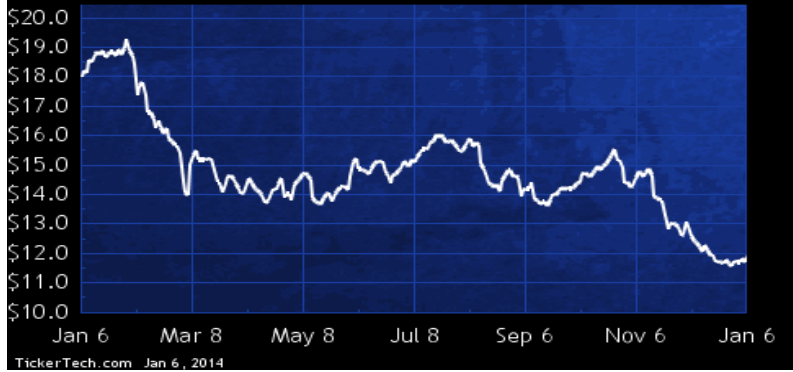
PER Dividend History



TickerTech.com Jan 6, 2014

PER – 21.7% Yield

SandRidge Permian Trust

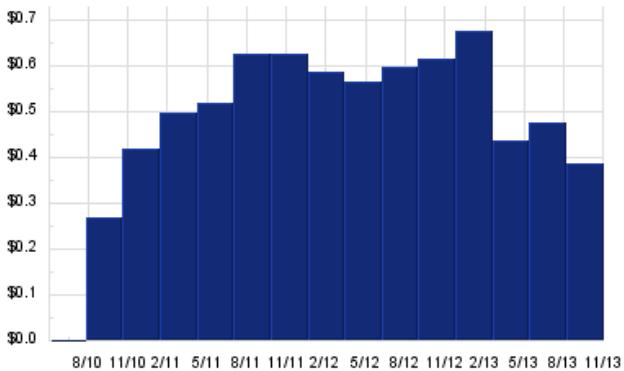


SandRidge Permian Trust is a statutory trust. Co. is formed pursuant to a trust agreement by and among SandRidge Energy, Inc. (SandRidge), as Trustor, The Bank of New York Mellon Trust Company, N.A., as Trustee, and The Corporation Trust Company, as Delaware Trustee. SandRidge conveys to Co. royalty interests in certain oil and natural gas properties in the Permian Basin located in Andrews County, TX. As of Dec 31 2012, Co. had total estimated proved reserves of 18.0 million barrels of oil equivalents, consisted of 15.2 million barrels of oil, 1.9 million barrels of natural gas liquids, and 5.21 billion cubic feet of natural gas.

ECT – Key Stats

Name: ECA Marcellus Trust I
 Sector: Rental, Leasing, & Royalty

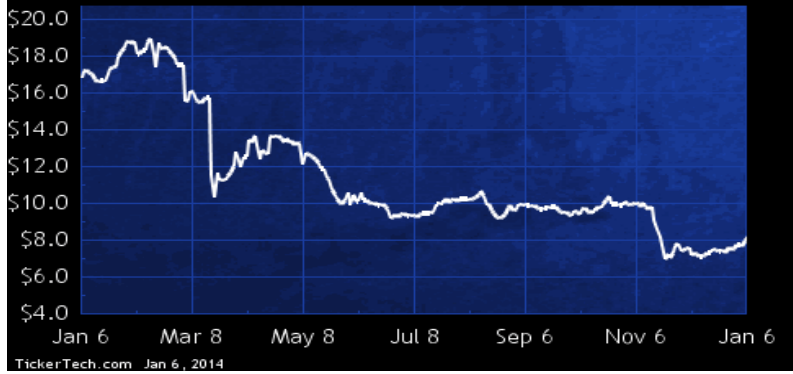
ECT Dividend History



TickerTech.com Jan 6, 2014

ECT – 19.1% Yield

ECA Marcellus Trust I

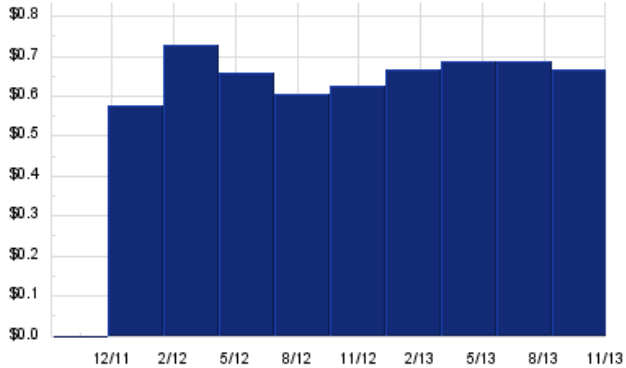


ECA Marcellus Trust I is a statutory trust engaged in owning royalty interests in 14 producing horizontal natural gas wells producing from the Marcellus Shale formation, all of which are online and are located in Greene County, PA, and royalty interests in 52 development wells drilled in the Marcellus Shale formation. As of Dec 31 2012, the total gas reserves attributable to Co.'s interests were 68.50 billion cubic feet.

CHKR — Key Stats

Name: [Chesapeake Granite Wash Trust](#)
 Website: www.chkgranitewashtrust.com
 Sector: [Oil & Gas Exploration & Production](#)

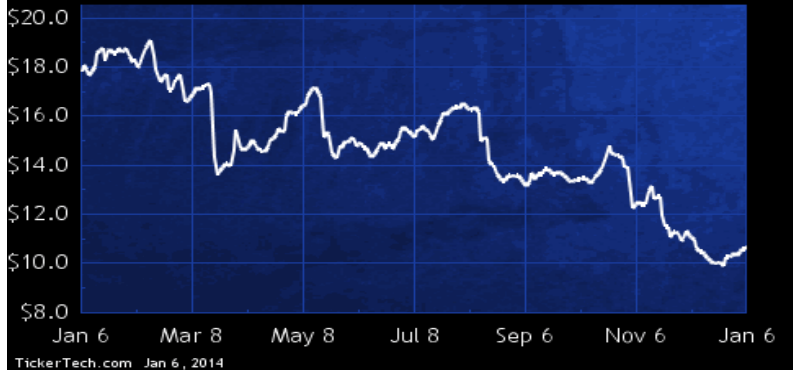
CHKR Dividend History



TickerTech.com Jan 8, 2014

CHKR — 24.9% Yield

Chesapeake Granite Wash Trust

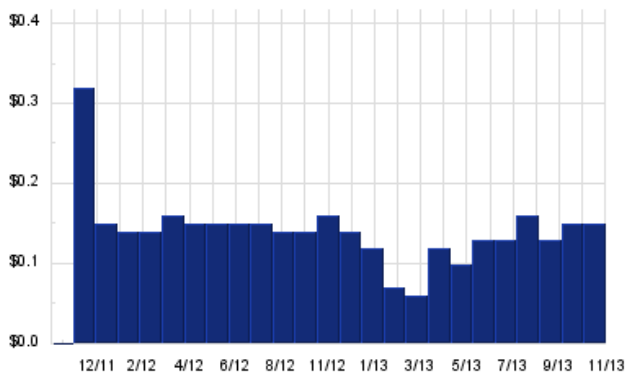


Chesapeake Granite Wash Trust is a statutory trust. The business and affairs of Co. is managed by The Bank of New York Mellon Trust Company, N.A., as Trustee. Co. was created to own royalty interests for the benefit of its unitholders. The royalty interests are derived from Chesapeake Energy Corporation's (Chesapeake), as Trustor, interests in specified oil and natural gas properties located in the Colony Granite Wash play in Washita County in the Anadarko Basin of western Oklahoma. The area of mutual interest is limited to the Colony Granite Wash formation, consisting of approximately 45,400 gross acres (29,000 net acres) held by Chesapeake as of Dec 31 2012.

NDRO — Key Stats

Name: [Enduro Royalty Trust](#)
 Website: www.enduroroyaltytrust.com
 Sector: [Rental, Leasing, & Royalty](#)

NDRO Dividend History



TickerTech.com Jan 8, 2014

NDRO — 13.3% Yield

Enduro Royalty Trust

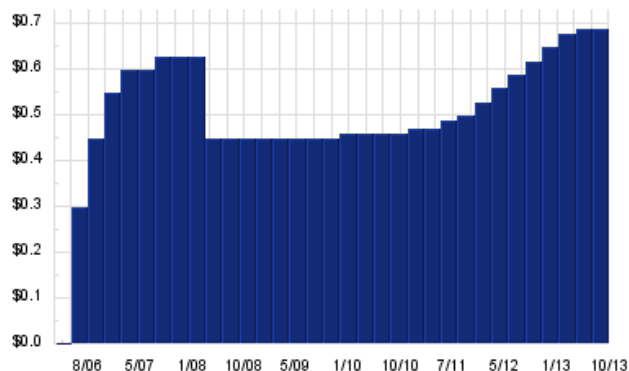


Enduro Royalty Trust is a statutory trust, engaged in holding a net profits interest representing the right to receive 80% of the net profits from the sale of oil and natural gas production from certain properties in the states of Texas, Louisiana and New Mexico (Underlying Properties). As of Dec 31 2012, the Underlying Properties had proved reserves of 21.4 million barrels of oil equivalent.

CLMT – Key Stats

Name: Calumet Specialty Product Partners LP
 Website: www.calumetspecialty.com
 Sector: Oil & Gas Refining & Marketing

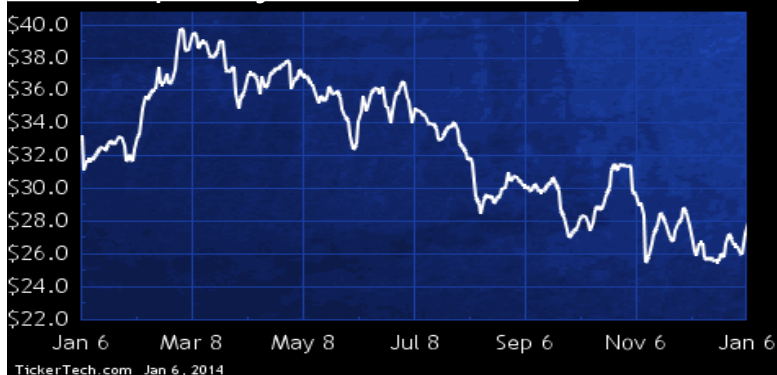
CLMT Dividend History



TickerTech.com Jan 8, 2014

CLMT – 9.8% Yield

Calumet Specialty Product Partners LP

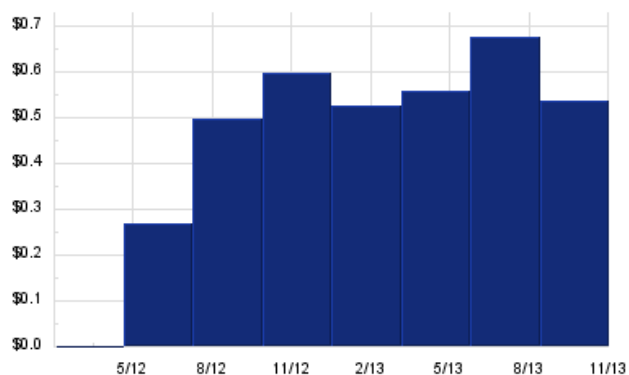


Calumet Specialty Product Partners is a producer of hydrocarbon products and fuel products in North America. Co. has two business segments: specialty products, which processes crude oil and other feedstocks into a variety of lubricating oils, white mineral oils, solvents, petrolatums, waxes and asphalt; and fuel products, which processes crude oil into a variety of fuel and fuel-related products including gasoline, diesel, jet fuel and heavy fuel oils. In connection with its production of specialty products and fuel products, Co. also produces asphalt and a limited number of other by-products. Co.'s facilities are primarily located in Louisiana, Wisconsin, Montana, Texas and Pennsylvania.

SDR – Key Stats

Name: SandRidge Mississippian Trust II
 Website: www.sandridgeenergy.com
 Sector: Oil & Gas Exploration & Production
 36 Month Beta: 1.34
 Total Market Cap: \$336,000,000
 % Held by Institutions: NA%
 % Held by ETFs: 0.03%

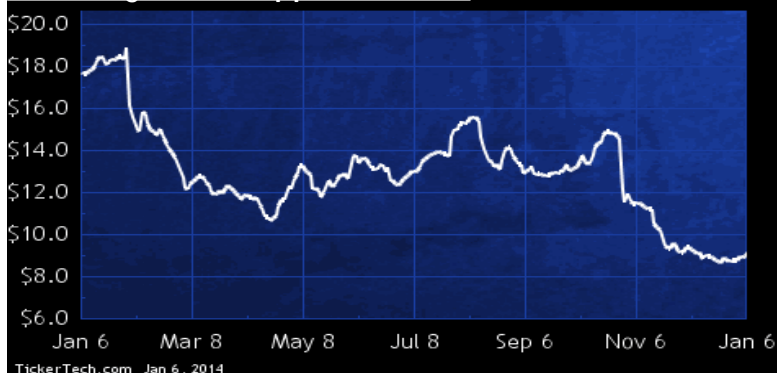
SDR Dividend History



TickerTech.com Jan 8, 2014

SDR – 23.3% Yield

SandRidge Mississippian Trust II

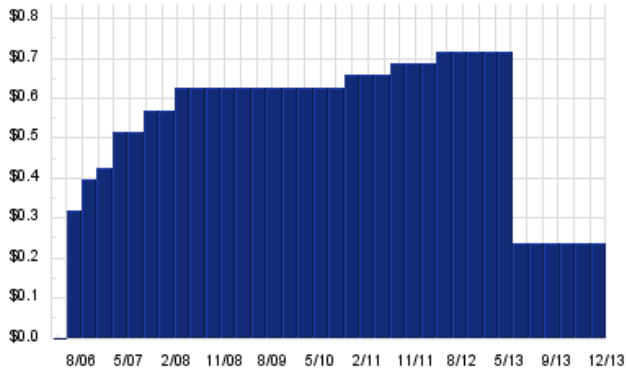


SandRidge Mississippian Trust II is a statutory trust formed among and by SandRidge Energy, Inc. (SandRidge), as Trustor, The Bank of New York Mellon Trust Company, N.A., as Trustee, and The Corporation Trust Company, as Delaware Trustee. Co. acquires and holds the royalty interests for the benefit of its unitholders pursuant to a trust agreement by and among SandRidge, the Trustee and the Delaware Trustee. SandRidge conveyed to Co.'s royalty interests in specified oil and natural gas properties in the Mississippian formation in Alfalfa, Grant, Kay, Noble and Woods counties in northern Oklahoma and Barber, Comanche, Harper and Sumner counties in southern Kansas.

LINE — Key Stats

| | |
|-------------------------|--|
| Name: | Linn Energy LLC |
| Website: | www.linnenergy.com |
| Sector: | Oil & Gas Exploration & Production |
| 36 Month Beta: | 0.78 |
| Total Market Cap: | \$7,246,000,000 |
| % Held by Institutions: | 21.23% |
| % Held by ETFs: | 0.08% |

LINE Dividend History



 **Energy Stock Channel**

 **Dividend Channel**

Nothing in Dividend Channel is intended to be investment advice, nor does it represent the opinion of, counsel from, or recommendations by BNK Invest Inc. or any of its affiliates, subsidiaries or partners. None of the information contained herein constitutes a recommendation that any particular security, portfolio, transaction, or investment strategy is suitable for any specific person. All viewers agree that under no circumstances will BNK Invest, Inc., its subsidiaries, partners, officers, employees, affiliates, or agents be held liable for any loss or damage caused by your reliance on information obtained. By visiting, using or viewing this site, you agree to the following [Full Disclaimer & Terms of Service](#). Video widget and dividend videos powered by Market News Video. Quote data delayed at least 20 minutes; [data powered by Ticker Technologies](#), and Mergent. [Contact Dividend Channel](#); [Meet Our Editorial Staff](#).