

10 Yield Gushing Energy Stocks

<http://www.energystockchannel.com/>

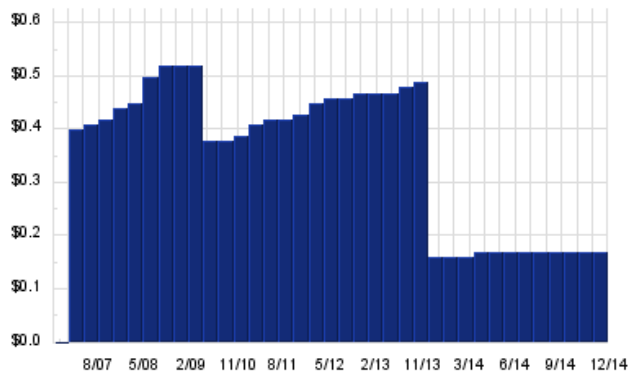
Energy Stock Channel paired our coverage universe of energy stocks, with Dividend Channel's proprietary DividendRank formula, to bring you this list of 10 top ranked energy dividend stocks. The DividendRank formula considers a variety of data – dividend history & yield, book value, quarterly earnings – and compares it to the stock's trading data to come up with certain calculations about profitability and about the stock's valuation (whether we think it looks "cheap" or "expensive"). The result is this list of the top most "interesting" ideas that merit further research.



BBEP — Key Stats

Name:	Breitburn Energy Partners LP
Sector:	Oil & Gas Exploration & Production
36 Month Beta:	1.18
Total Market Cap:	\$971,000,000
% Held by Institutions:	22.06%
% Held by ETFs:	0.73%

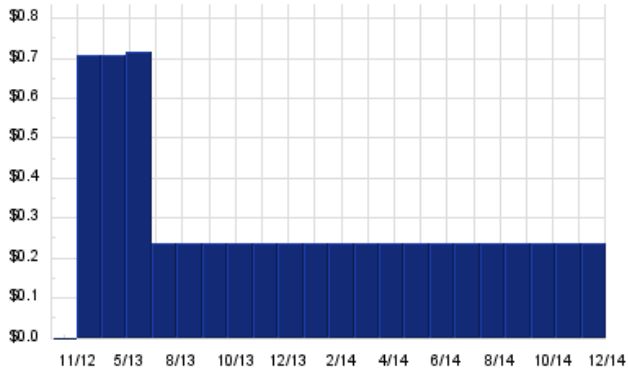
BBEP Dividend History



LNCO – Key Stats

Name:	LinnCo, LLC
Website:	www.linnco.com
Sector:	Oil & Gas Exploration & Production
36 Month Beta:	0.51
Total Market Cap:	\$1,333,000,000
% Held by Institutions:	59.18%
% Held by ETFs:	0.52%

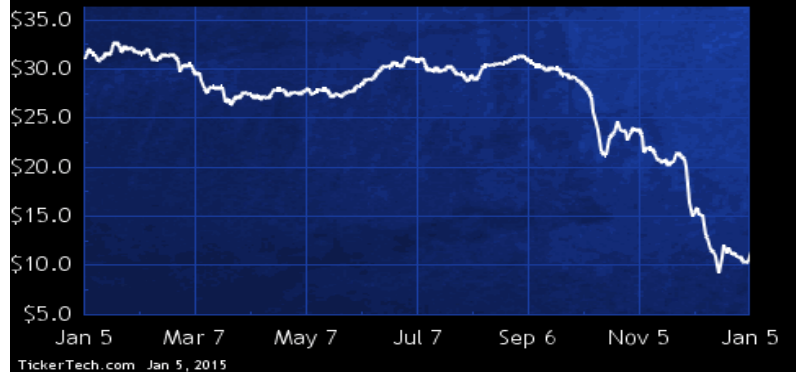
LNCO Dividend History



TickerTech.com Jan 2, 2015

LNCO – 10.7% Yield

LinnCo, LLC



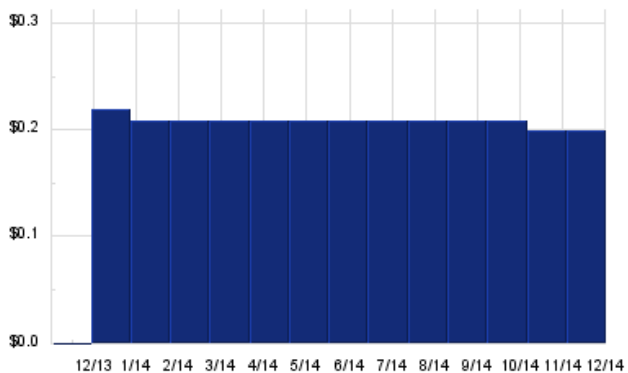
TickerTech.com Jan 5, 2015

LinnCo is engaged as an independent oil and natural gas company through its subsidiary, Linn Energy, LLC.

CPG – Key Stats

Name:	Crescent Point Energy Corp
Website:	www.crescentpointenergy.com
Sector:	Oil & Gas Exploration & Production
36 Month Beta:	1.30
Total Market Cap:	\$9,148,000,000
% Held by Institutions:	46.64%
% Held by ETFs:	0.08%

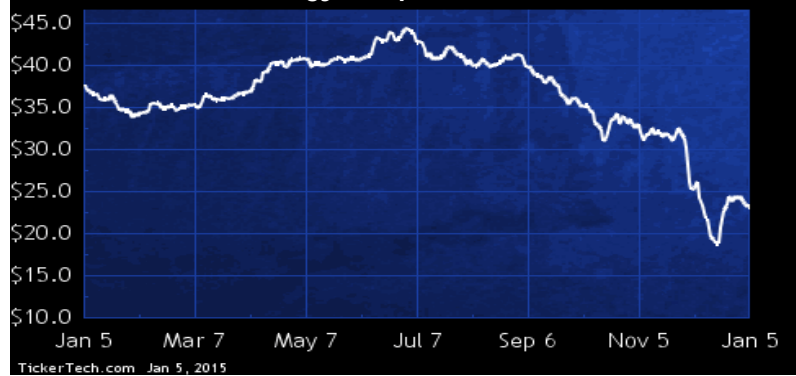
CPG Dividend History



TickerTech.com Jan 2, 2015

CPG – 11.9% Yield

Crescent Point Energy Corp



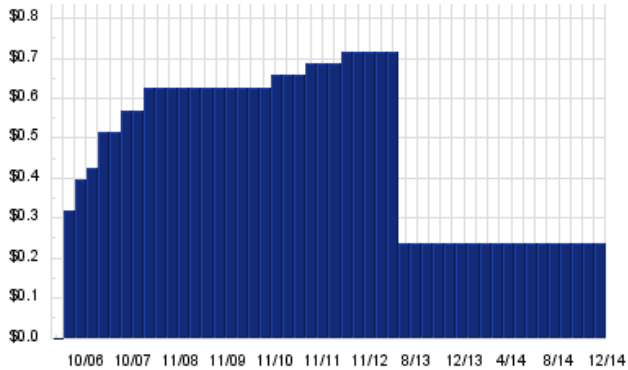
TickerTech.com Jan 5, 2015

Crescent Point Energy is an oil and gas exploration, development and production company with assets focused in properties comprised of crude oil and natural gas reserves located in Canada and the United States. Co. is engaged in acquiring, developing and holding interests in petroleum and natural gas properties and assets related thereto through a general partnership and wholly owned subsidiaries.

LINE — Key Stats

Name:	Linn Energy LLC
Website:	www.linnenergy.com
Sector:	Oil & Gas Exploration & Production
36 Month Beta:	0.96
Total Market Cap:	\$3,360,000,000
% Held by Institutions:	12.83%
% Held by ETFs:	0.31%

LINE Dividend History



TickerTech.com Jan 2, 2015

LINE — 10.8% Yield

Linn Energy LLC

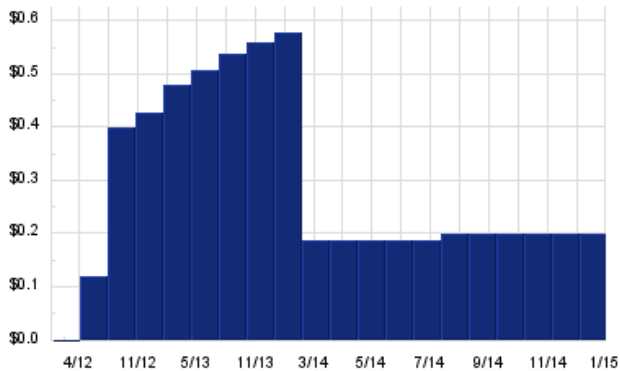


Linn Energy is an independent oil and natural gas company. Co.'s properties are located in seven operating regions in the U.S., including Rockies, which includes properties located in Wyoming (Green River Basin and Powder River Basin), Utah (Uinta Basin), North Dakota (Williston Basin) and Colorado (Piceance Basin); Mid-Continent; Texas Panhandle; Hugoton Basin, which includes properties located primarily in Kansas and the Shallow Texas Panhandle; California, which includes the San Joaquin Valley Basin and the Los Angeles Basin; Permian Basin; Michigan/Illinois; and East Texas. At Dec 31 2013, Co. had estimated total proved reserves of 6.40 trillion cubic feet of gas equivalent.

ARP — Key Stats

Name:	Atlas Resource Partners, L.P.
Website:	www.atlasresourcepartners.com
Sector:	Oil & Gas Exploration & Production
36 Month Beta:	0.37
Total Market Cap:	\$873,000,000
% Held by Institutions:	58.38%
% Held by ETFs:	1.36%

ARP Dividend History

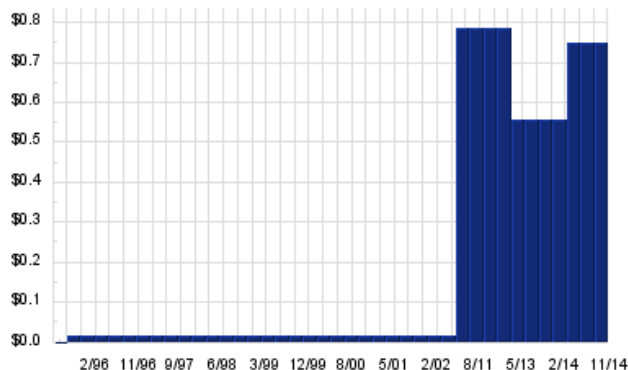


TickerTech.com Jan 2, 2015

RIG — Key Stats

Name:	Transocean Ltd.
Website:	www.deepwater.com
Sector:	Oil & Gas Exploration & Production
36 Month Beta:	2.02
Total Market Cap:	\$6,640,000,000
% Held by Institutions:	72.86%
% Held by ETFs:	4.20%

RIG Dividend History



TickerTech.com Jan 2, 2015

RIG — 16.6% Yield

Transocean Ltd.



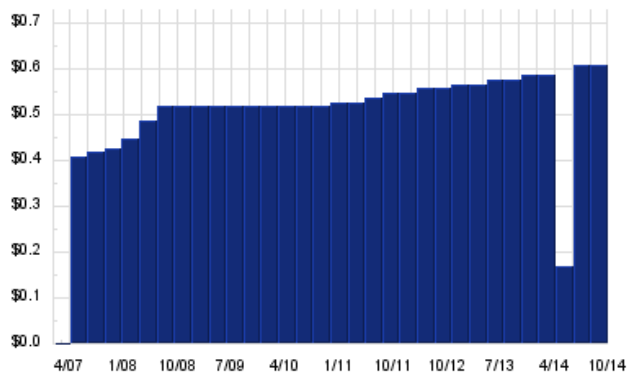
TickerTech.com Jan 5, 2015

Transocean is a provider of offshore contract drilling services for oil and gas wells. Co. focuses on deepwater and harsh environment drilling services. Co. contracts its drilling rigs, related equipment and work crews on a day rate basis to drill oil and gas wells. Co. also provides oil and gas drilling management services, drilling engineering and drilling project management services primarily in the North Sea, through Advanced Drilling Technology International Limited (ADTI), its wholly-owned U.K. subsidiary. ADTI conducts drilling management services primarily either on a dayrate or on a completed-project, fixed-price or turnkey basis.

LGCY — Key Stats

Name:	Legacy Reserves LP
Website:	www.legacylp.com
Sector:	Oil & Gas Exploration & Production
36 Month Beta:	1.33
Total Market Cap:	\$659,000,000
% Held by Institutions:	24.37%
% Held by ETFs:	1.30%

LGCY Dividend History



TickerTech.com Jan 2, 2015

LGCY — 20.0% Yield

Legacy Reserves LP



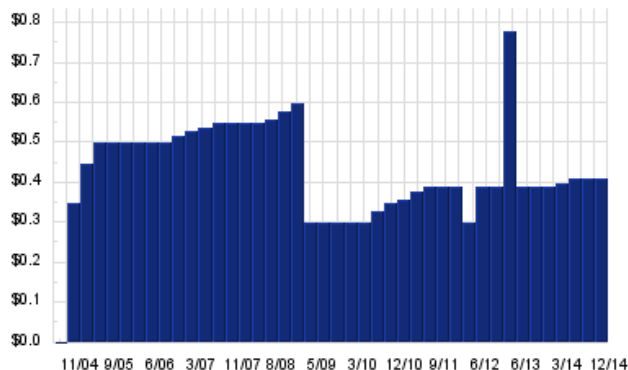
TickerTech.com Jan 5, 2015

Legacy Reserves focused on the acquisition and development of oil and natural gas properties primarily located in the Permian Basin, Mid-Continent and Rocky Mountain regions of the U.S. Co.'s development projects are primarily focused on drilling and completing new wells, but also include accessing additional productive formations in existing well-bores, formation stimulation, and artificial lift equipment enhancement, as well as secondary (waterflood) and tertiary (miscible carbon dioxide and nitrogen) recovery projects. As of Dec 31 2012, Co. had proved reserves of 57.0 million barrels of oil, 159.02 billion cubic feet of natural gas, and 4.1 million barrels of natural gas liquids.

SFL – Key Stats

Name:	Ship Finance International Ltd
Website:	www.shipfinance.org
Sector:	Oil & Gas Equipment & Services
36 Month Beta:	1.07
Total Market Cap:	\$1,317,000,000
% Held by Institutions:	33.65%
% Held by ETFs:	2.64%

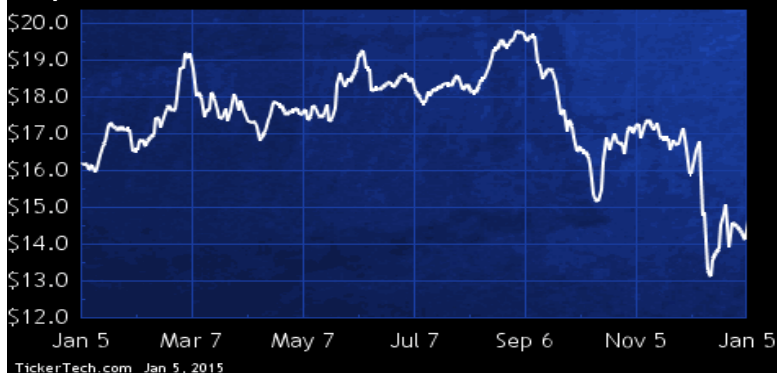
SFL Dividend History



TickerTech.com Jan 2, 2015

SFL – 11.2% Yield

Ship Finance International Ltd

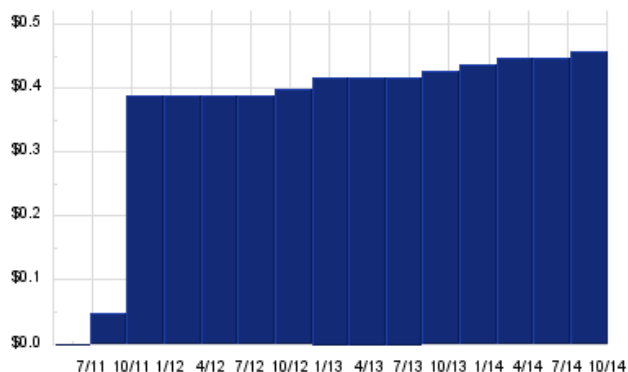


Ship Finance International is holding company. Through its subsidiaries, Co. is engaged in the ownership and operation of vessels and offshore related assets; as well as the charter, purchase and sale of assets. Co. operates through subsidiaries, partnerships and branches located in Bermuda, Cyprus, Malta, Liberia, Norway, Singapore, the United Kingdom and the Marshall Islands. As at April 12, 2013, Co.'s assets consist of 24 oil tankers, 12 drybulk carriers, 11 container vessels (including two chartered-in 13,800 TEU vessels), two car carriers, one jack-up drilling rig, three ultra-deepwater drilling units, six offshore supply vessels and two chemical tankers.

CCLP – Key Stats

Name:	CSI Compressco LP
Website:	www.compressco.com
Sector:	Oil & Gas Equipment & Services

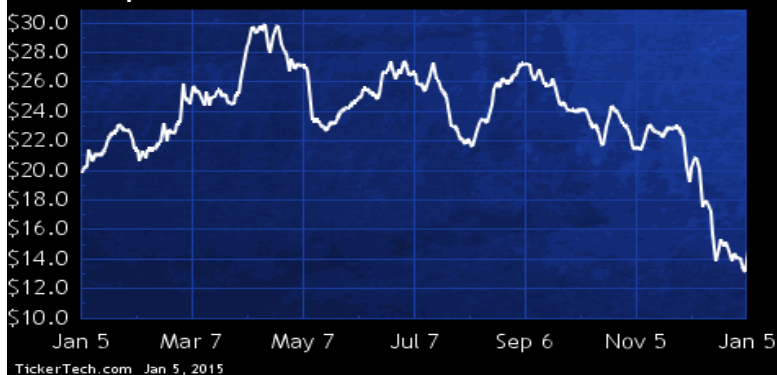
CCLP Dividend History



TickerTech.com Jan 2, 2015

CCLP – 12.6% Yield

CSI Compressco LP



Compressco Partners is a provider of compression-based production enhancement services, which are used in conventional wellhead compression applications and unconventional compression applications, and, in certain circumstances, well monitoring and sand separation services. Co.'s conventional applications include production enhancement services for dry gas wells and liquid-loaded gas wells, and backside auto injection systems for liquid-loaded gas wells. Co.'s unconventional compression services are utilized primarily in horizontal resource play reservoirs in connection with oil and liquids production and include vapor recovery and casing gas system applications.

 **Energy Stock Channel**

 **Dividend Channel**

Nothing in Dividend Channel is intended to be investment advice, nor does it represent the opinion of, counsel from, or recommendations by BNK Invest Inc. or any of its affiliates, subsidiaries or partners. None of the information contained herein constitutes a recommendation that any particular security, portfolio, transaction, or investment strategy is suitable for any specific person. All viewers agree that under no circumstances will BNK Invest, Inc., its subsidiaries, partners, officers, employees, affiliates, or agents be held liable for any loss or damage caused by your reliance on information obtained. By visiting, using or viewing this site, you agree to the following [Full Disclaimer & Terms of Service](#). Video widget and dividend videos powered by Market News Video. Quote data delayed at least 20 minutes; [data powered by Ticker Technologies](#), and Mergent. [Contact Dividend Channel](#); [Meet Our Editorial Staff](#).