

## 10 Yield Gushing Energy Stocks

<http://www.energystockchannel.com/>

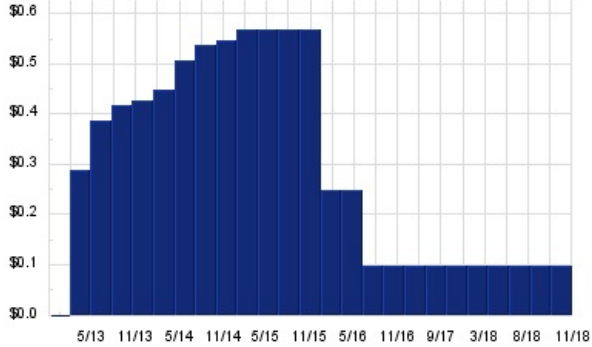
Energy Stock Channel paired our coverage universe of energy stocks, with Dividend Channel's proprietary DividendRank formula, to bring you this list of 10 top ranked energy dividend stocks. The DividendRank formula considers a variety of data – dividend history & yield, book value, quarterly earnings – and compares it to the stock's trading data to come up with certain calculations about profitability and about the stock's valuation (whether we think it looks "cheap" or "expensive"). The result is this list of the top most "interesting" ideas that merit further research.



## SDLP – KEY STATS

Name:	Seadrill Partners LLC
Website:	<a href="http://www.seadrillpartners.com">www.seadrillpartners.com</a>
Sector:	<a href="#">Oil &amp; Gas Exploration &amp; Production</a>
36 Month Beta:	2.10
Total Market Cap:	\$123,000,000
% Held by Institutions:	74.43%
% Held by ETFs:	0.02%

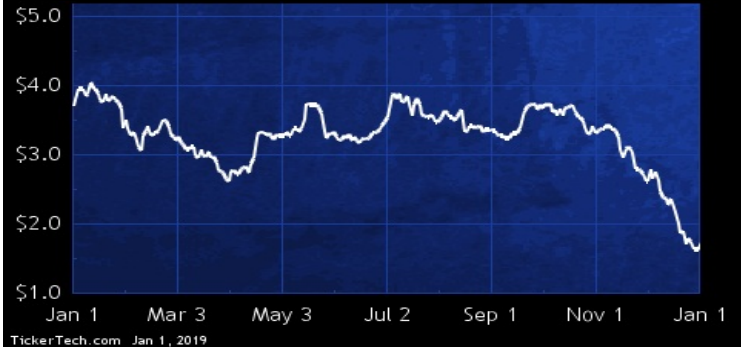
## SDLP DIVIDEND HISTORY



TickerTech.com Jan 1, 2019

## SDLP – 23.1% YIELD

### Seadrill Partners LLC

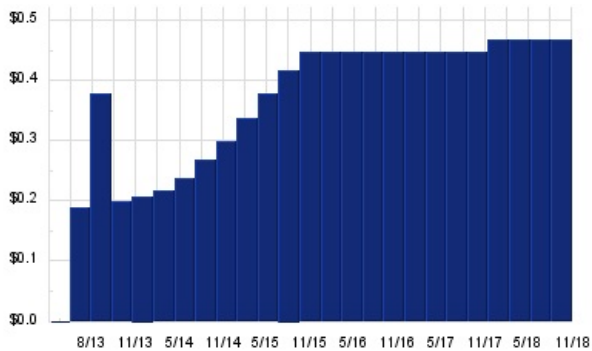


Seadrill Partners is engaged in owning, operating and acquiring offshore drilling units. Co.'s drilling units are under long-term contracts with major oil companies such as Chevron, Total, BP, ExxonMobil and Tullow. Offshore drillings units are categorized in four rigs: jack-up rigs which are mobile, self-elevating drilling platforms equipped with legs that are lowered to the ocean floor; tender rigs conduct production drilling from fixed or floating platforms; semi-submersible rigs operate in a "semi-submerged" floating position; and drillship which are self-propelled ships equipped for drilling in deepwater.

## SEMG – KEY STATS

Name:	SemGroup Corp
Website:	<a href="http://www.semgroupcorp.com">www.semgroupcorp.com</a>
Sector:	<a href="#">Oil &amp; Gas Equipment &amp; Services</a>
36 Month Beta:	1.56
Total Market Cap:	\$1,082,000,000
% Held by Institutions:	100.13%
% Held by ETFs:	5.61%

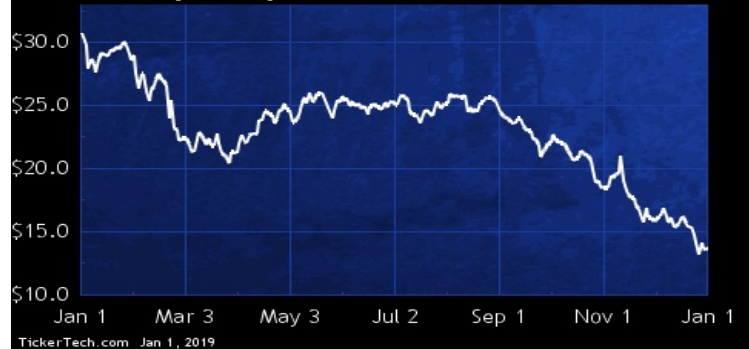
## SEMG DIVIDEND HISTORY



TickerTech.com Jan 1, 2019

## SEMG – 13.7% YIELD

### SemGroup Corp

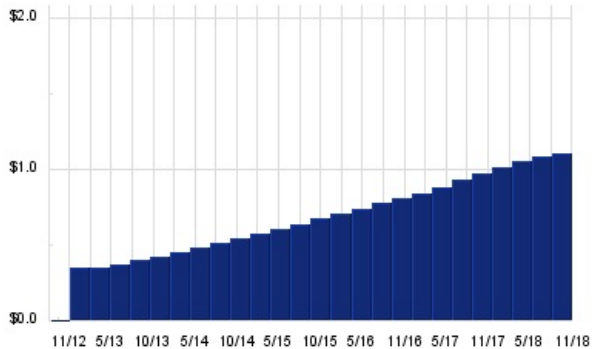


SemGroup provides gathering, transportation, storage, distribution, marketing and other midstream services. Co. segments are: Crude Transportation, which operates crude oil pipelines and a truck transportation business; Crude Facilities, which operates a crude oil storage and terminal business; Crude Supply and Logistics, which operates a crude oil marketing business; Houston Fuel Oil Terminal Company LLC, which stores, blends and transports refinery products and refinery feedstocks via pipeline, barge, rail, truck and ship; SemGas, which provides natural gas gathering, processing and marketing services; and SemCAMS, which owns and operates natural gas processing and gathering facilities.

## EQM – KEY STATS

Name:	EQM Midstream Partners LP
Website:	<a href="http://www.eqtmidstreampartners.com">www.eqtmidstreampartners.com</a>
Sector:	Oil & Gas Equipment & Services
36 Month Beta:	1.16
Total Market Cap:	\$5,059,000,000
% Held by Institutions:	0%
% Held by ETFs:	0.85%

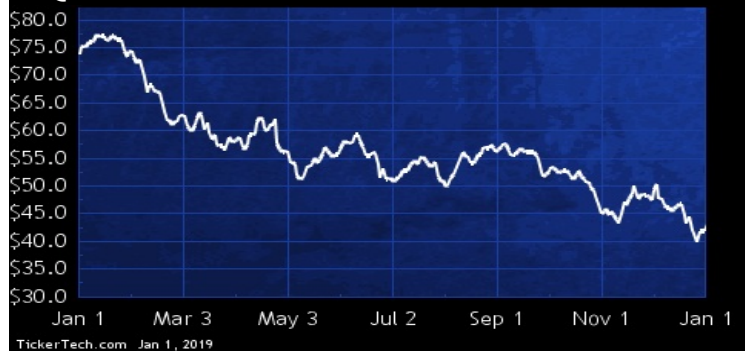
## EQM DIVIDEND HISTORY



TickerTech.com Jan 1, 2019

## EQM – 10.3% YIELD

### EQM Midstream Partners LP

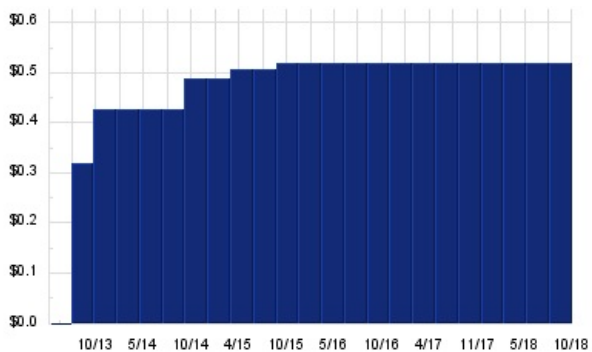


EQM Midstream Partners owns, operates, acquires and develops midstream assets in the Appalachian Basin. Co. provides midstream services to EQT Corporation (EQT) and multiple third parties in Pennsylvania, West Virginia and Ohio through its two primary assets: the gathering system, which delivers natural gas from wells and other receipt points to transmission pipelines, and the transmission and storage system, which delivers gas to local demand users and interstate pipelines for access to demand markets. Co.'s operations are primarily focused in southwestern Pennsylvania and northern West Virginia, known as the Marcellus, Upper Devonian and Utica Shales.

## KNOP – KEY STATS

Name:	KNOT Offshore Partners LP
Stock buyback:	KNOP buyback
Website:	<a href="http://www.knotoffshorepartners.com">www.knotoffshorepartners.com</a>
Sector:	Oil & Gas Equipment & Services
36 Month Beta:	0.53
Total Market Cap:	\$151,000,000
% Held by Institutions:	40.71%
% Held by ETFs:	6.31%

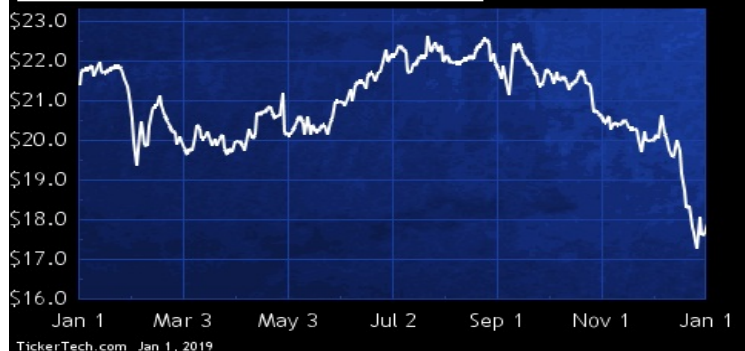
## KNOP DIVIDEND HISTORY



TickerTech.com Jan 1, 2019

## KNOP – 11.6% YIELD

### KNOT Offshore Partners LP

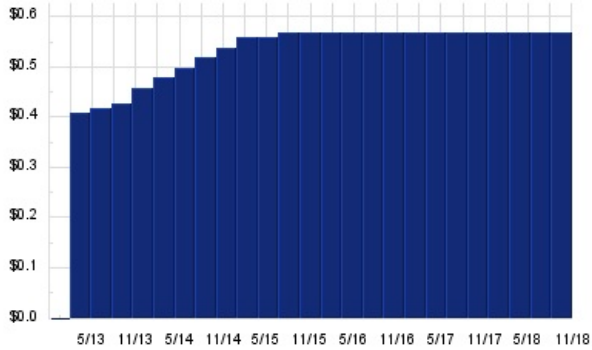


KNOT Offshore Partners is a limited partnership formed to own, operate and acquire shuttle tankers under long-term charters, which Co. defines as charters of five years or more. Co.'s initial fleet of shuttle tankers was contributed to Co. by Knutsen NYK Offshore Tankers AS, or KNOT, which is jointly owned by TS Shipping Invest AS (TSSI), and Nippon Yusen Kaisha (NYK). As of Dec. 31, 2016, Co.'s fleet consists of eleven shuttle tankers. The market for Co.'s services is the offshore oil transportation industry, and Co.'s customers consist primarily of major oil and gas companies, independent oil and gas producers and government-owned oil companies.

## SMLP — KEY STATS

Name:	Summit Midstream Partners LP
Website:	<a href="http://www.summitmidstream.com">www.summitmidstream.com</a>
Sector:	<a href="#">Oil &amp; Gas Equipment &amp; Services</a>
36 Month Beta:	1.32
Total Market Cap:	\$794,000,000
% Held by Institutions:	0%
% Held by ETFs:	0.97%

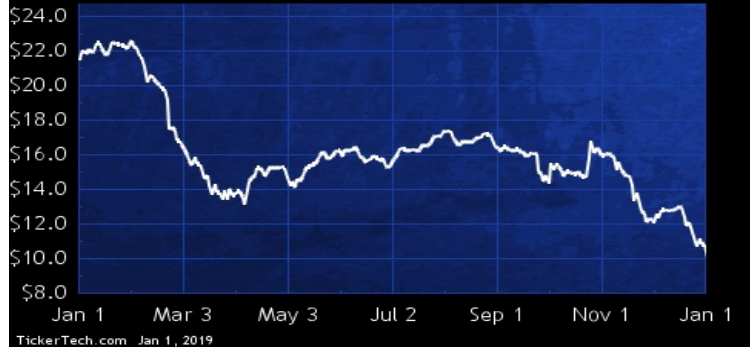
## SMLP DIVIDEND HISTORY



TickerTech.com Jan 1, 2019

## SMLP — 22.9% YIELD

### Summit Midstream Partners LP

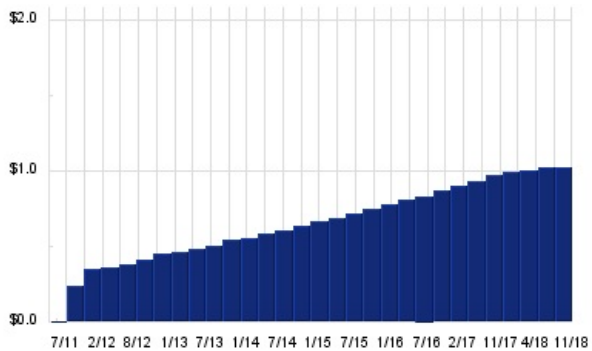


Summit Midstream Partners is engaged in developing, owning and operating midstream energy infrastructure assets that are located in the core producing areas of unconventional resource basins, primarily shale formations, in the continental U.S. Co. has ownership interests in the following gathering systems: Summit Midstream Utica, LLC, a natural gas gathering system operating in the Appalachian Basin; Tioga Midstream, LLC, crude oil, produced water and associated natural gas gathering systems operating in the Williston Basin; and Niobrara Gathering and Processing system, an associated natural gas gathering and processing system operating in the Denver-Julesburg Basin.

## ANDX — KEY STATS

Name:	Aneavor Logistics LP
Website:	<a href="http://www.tesorologistics.com">www.tesorologistics.com</a>
Sector:	<a href="#">Oil &amp; Gas Equipment &amp; Services</a>
36 Month Beta:	1.51
Total Market Cap:	\$8,084,000,000
% Held by Institutions:	NA%
% Held by ETFs:	0.09%

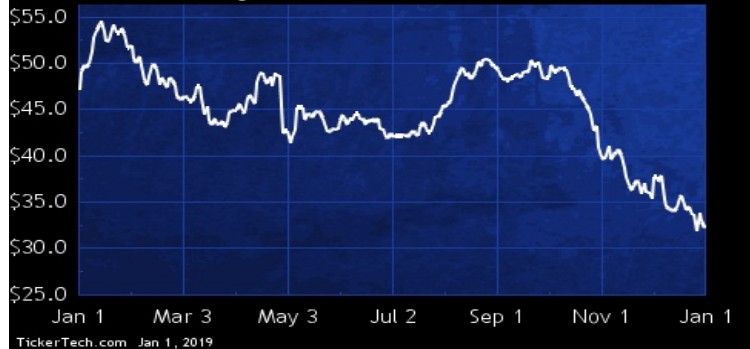
## ANDX DIVIDEND HISTORY



TickerTech.com Jan 1, 2019

## ANDX — 12.7% YIELD

### Aneavor Logistics LP

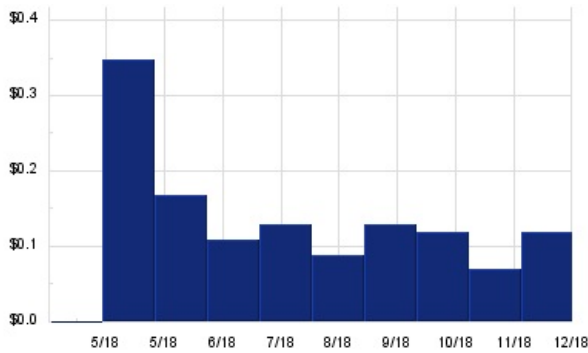


Aneavor Logistics owns and operates networks of crude oil, refined products and natural gas pipelines, terminals with crude oil and refined products storage capacity, rail loading and offloading facilities, marine terminals including storage, bulk petroleum distribution facilities, a trucking fleet and natural gas processing. Co.'s has three segments: Terminalling and Transportation, which provides storage services, transporting refined products, and delivering crude oil; Gathering and Processing, which gathering and transporting crude oil, natural gas and produced water; and Wholesale, which includes the operations of several bulk petroleum distribution plants.

## PRT — KEY STATS

Name: PermRock Royalty Trust  
Sector: Oil & Gas Exploration & Production

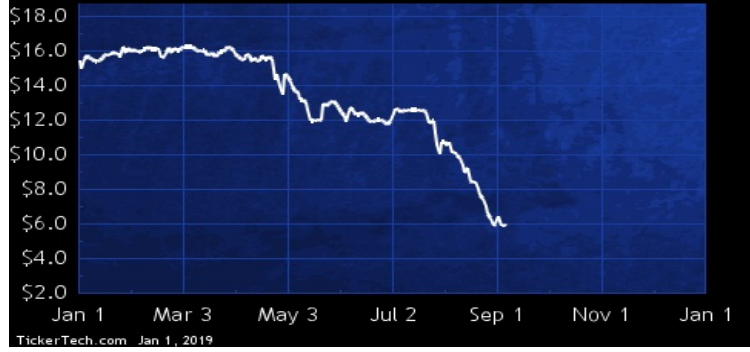
## PRT DIVIDEND HISTORY



TickerTech.com Jan 1, 2019

## PRT — 23.2% YIELD

### PermRock Royalty Trust

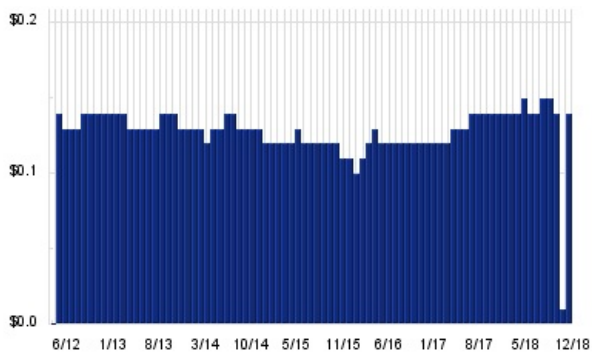


PermRock Royalty is focused on the acquisition, development and operation of oil and natural gas properties in the Permian Basin.

## PBA — KEY STATS

Name: Pembina Pipeline Corp  
Website: [www.pembina.com](http://www.pembina.com)  
Sector: Oil & Gas Equipment & Services  
36 Month Beta: 0.58  
Total Market Cap: \$11,045,000,000  
% Held by Institutions: 36.67%  
% Held by ETFs: 0.25%

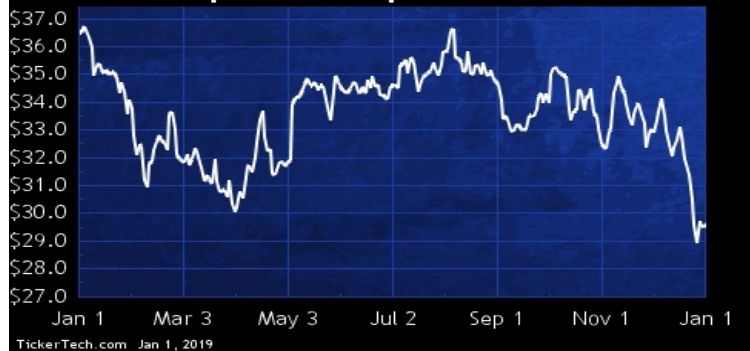
## PBA DIVIDEND HISTORY



TickerTech.com Jan 1, 2019

## PBA — 5.7% YIELD

### Pembina Pipeline Corp

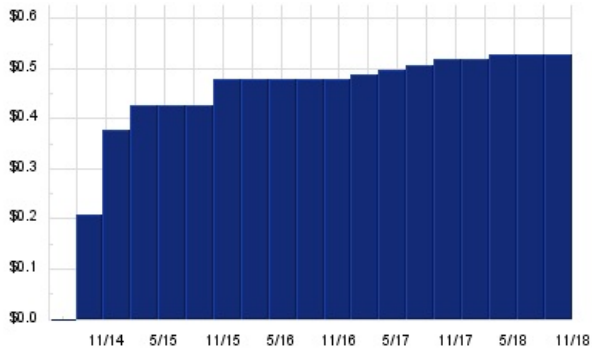


Pembina Pipeline has four operating segments: conventional pipelines business, which is a tariff-based operation consisting of pipelines and related facilities that deliver crude oil and natural gas liquids; oil sands and heavy oil business, which consists of the Syncrude Pipeline, the Cheecham Lateral and the Horizon Pipeline; midstream and marketing business, which consists of Co.'s direct and indirect interest in a storage operation, its direct interest in terminals, storage and hub services under a mixture of short, medium and long-term contractual arrangements; and gas services business which consists of natural gas gathering and processing facilities.

## GLOP — KEY STATS

Name: GasLog Partners LP  
 Website: [www.gaslogmlp.com](http://www.gaslogmlp.com)  
 Sector: Oil & Gas Equipment & Services

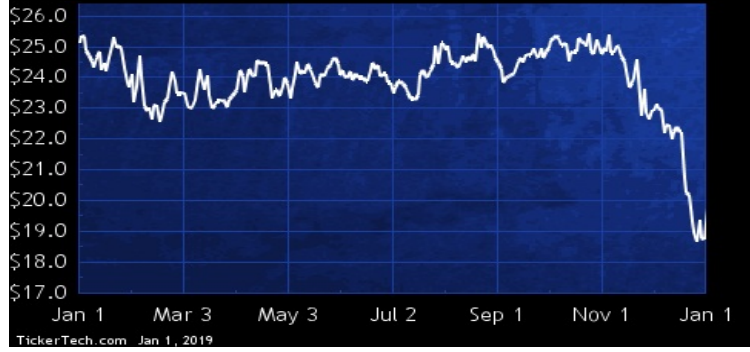
## GLOP DIVIDEND HISTORY



TickerTech.com Jan 1, 2019

## GLOP — 10.7% YIELD

### GasLog Partners LP

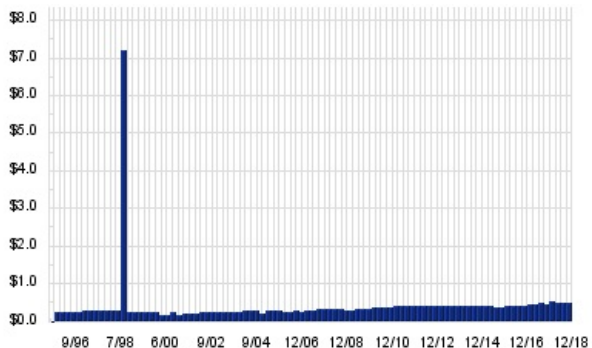


GasLog Partners is a holding company. Co. is a limited partnership formed to own, operate and acquire liquefied natural gas (LNG) carriers engaged in LNG transportation under long-term charters. As of Feb 8 2018, Co. has a fleet of 12 LNG carriers, including seven vessels with TFDE propulsion technology and five Steam vessels. Co. provides services of its ships under time charters. A time charter is a contract for the use of the ship for a specified term at a daily hire rate. Under a time charter, the ship owner provides crewing and other services related to the ship's operation, the cost of which is covered by the hire rate, and the customer is responsible for all of the ship voyage costs.

## TRP — KEY STATS

Name: TransCanada Corp  
 Website: [www.transcanada.com](http://www.transcanada.com)  
 Sector: Oil & Gas Equipment & Services  
 36 Month Beta: 0.57  
 Total Market Cap: \$25,407,000,000  
 % Held by Institutions: 46.23%  
 % Held by ETFs: 0.64%

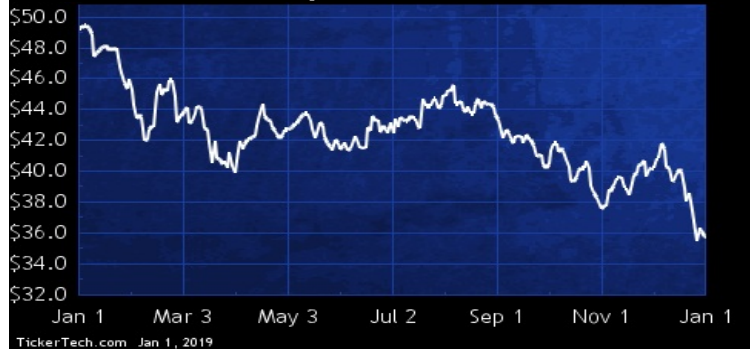
## TRP DIVIDEND HISTORY



TickerTech.com Jan 1, 2019

## TRP — 5.7% YIELD

### TransCanada Corp



TransCanada is an energy company. Co. operates three business segments: natural gas pipeline, which transports natural gas across Canada, the U.S. and Mexico, and has regulated natural gas storage facilities in Michigan with a total capacity of 250 billion cubic ft.; liquids pipelines, which consists of wholly-owned and operated crude oil pipeline systems that connects Alberta and U.S. crude oil supplies to U.S. refining markets, as well as connecting U.S. crude oil supplies from the Cushing, OK hub to refining markets in the U.S. Gulf Coast; and energy, which includes a portfolio of power generation assets in Canada and the U.S., and unregulated natural gas storage assets in Alberta.

 **Energy Stock Channel**

 **Dividend Channel**

Nothing in Dividend Channel is intended to be investment advice, nor does it represent the opinion of, counsel from, or recommendations by BNK Invest Inc. or any of its affiliates, subsidiaries or partners. None of the information contained herein constitutes a recommendation that any particular security, portfolio, transaction, or investment strategy is suitable for any specific person. All viewers agree that under no circumstances will BNK Invest, Inc., its subsidiaries, partners, officers, employees, affiliates, or agents be held liable for any loss or damage caused by your reliance on information obtained. By visiting, using or viewing this site, you agree to the following [Full Disclaimer & Terms of Service](#). Video widget and dividend videos powered by Market News Video. Quote data delayed at least 20 minutes; data powered by Ticker Technologies, and Mergent. [Contact Dividend Channel](#); [Meet Our Editorial Staff](#).