

10 Yield Gushing Energy Stocks

<http://www.energystockchannel.com/>

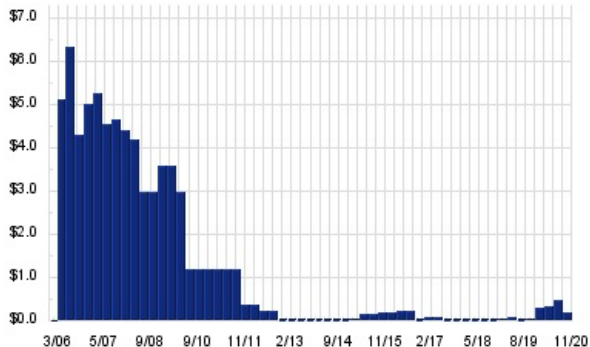
Energy Stock Channel paired our coverage universe of energy stocks, with Dividend Channel's proprietary DividendRank formula, to bring you this list of 10 top ranked energy dividend stocks. The DividendRank formula considers a variety of data – dividend history & yield, book value, quarterly earnings – and compares it to the stock's trading data to come up with certain calculations about profitability and about the stock's valuation (whether we think it looks "cheap" or "expensive"). The result is this list of the top most "interesting" ideas that merit further research.



DHT — KEY STATS

Name:	DHT Holdings Inc
Website:	www.dhtankers.com
Sector:	Oil & Gas Equipment & Services
36 Month Beta:	-0.28
Total Market Cap:	\$771,000,000
% Held by Institutions:	51.72%
% Held by ETFs:	3.98%

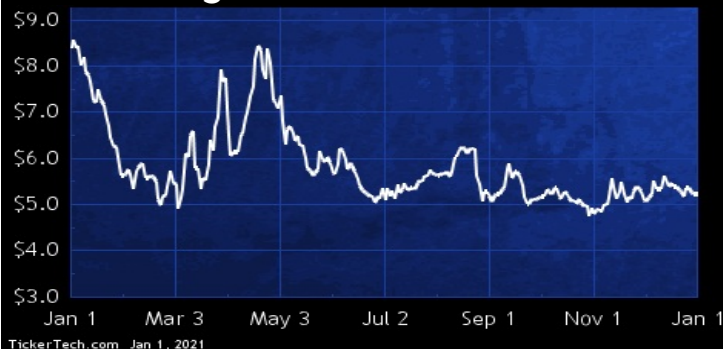
DHT DIVIDEND HISTORY



TickerTech.com Jan 1, 2021

DHT — 15.3% YIELD

DHT Holdings Inc

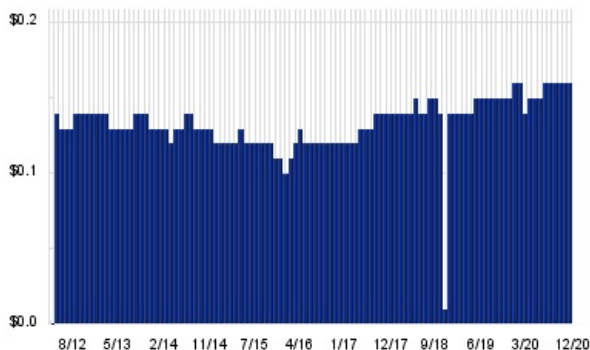


DHT Holdings operate a fleet of crude oil tankers. As of Mar. 19, 2020, Co.'s fleet consisted of 27 very large crude carrier (VLCC) crude oil tankers, all of which are wholly owned by Co. VLCCs are tankers ranging in size from 200,000 to 320,000 deadweight tons. Co. operates its vessels through its wholly owned management companies in Monaco, Singapore and Oslo, Norway.

PBA — KEY STATS

Name:	Pembina Pipeline Corp
Website:	www.pembina.com
Sector:	Oil & Gas Equipment & Services
36 Month Beta:	1.63
Total Market Cap:	\$8,913,000,000
% Held by Institutions:	54.96%
% Held by ETFs:	0.27%

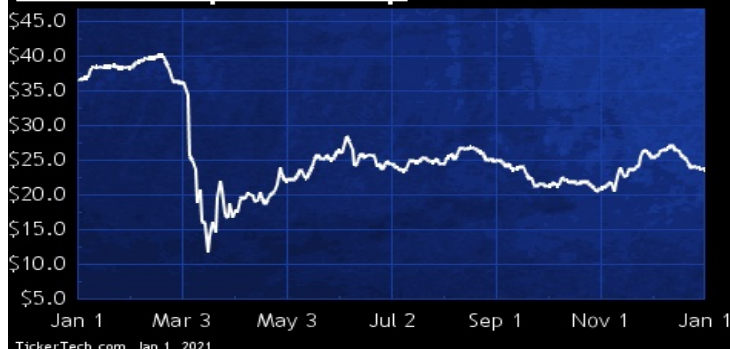
PBA DIVIDEND HISTORY



TickerTech.com Jan 1, 2021

PBA — 8.2% YIELD

Pembina Pipeline Corp



Pembina Pipeline has four operating segments: conventional pipelines business, which is a tariff-based operation consisting of pipelines and related facilities that deliver crude oil and natural gas liquids; oil sands and heavy oil business, which consists of the Syncrude Pipeline, the Cheecham Lateral and the Horizon Pipeline; midstream and marketing business, which consists of Co.'s direct and indirect interest in a storage operation, its direct interest in terminals, storage and hub services under a mixture of short, medium and long-term contractual arrangements; and gas services business which consists of natural gas gathering and processing facilities.

ENB — KEY STATS

Name:	Enbridge Inc
Website:	www.enbridge.com
Sector:	Oil & Gas Equipment & Services
36 Month Beta:	0.95
Total Market Cap:	\$64,463,000,000
% Held by Institutions:	51.02%
% Held by ETFs:	0.27%

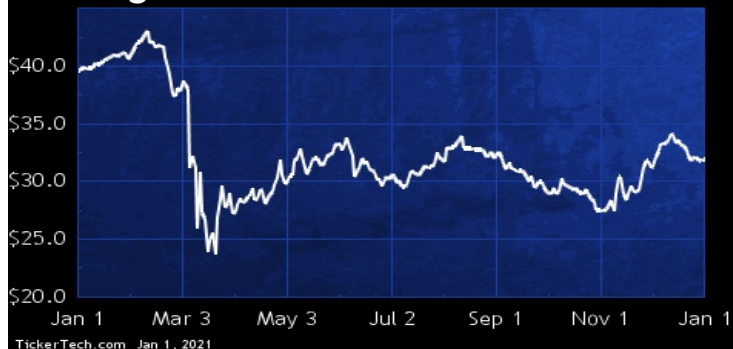
ENB DIVIDEND HISTORY



TickerTech.com Jan 1, 2021

ENB — 8.1% YIELD

Enbridge Inc

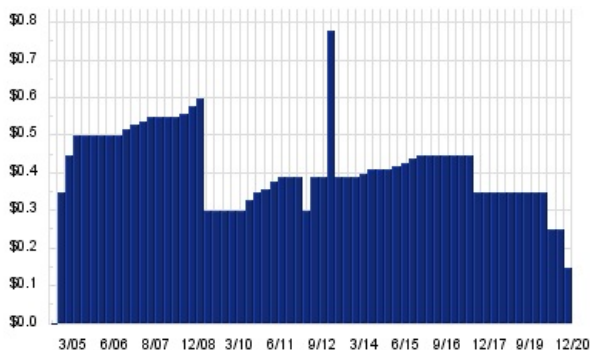


Enbridge conducts its business in five segments: Liquids Pipelines, which consists of pipelines and related terminals that transport grades of crude oil and other liquid hydrocarbons; Gas Transmission and Midstream, which consists of investments in natural gas pipelines and gathering and processing facilities; Gas Distribution and Storage, which consists of natural gas utility operations, and natural gas distribution activities; Renewable Power Generation, which consists of investments in wind and solar power generating assets; and Energy Services, which undertake physical commodity marketing activity and logistical services to manage Co.'s volume commitments on various pipeline systems.

SFL — KEY STATS

Name:	SFL Corporation Ltd
Website:	www.sflcorp.com
Sector:	Oil & Gas Equipment & Services
36 Month Beta:	1.20
Total Market Cap:	\$724,000,000
% Held by Institutions:	32.22%
% Held by ETFs:	3.81%

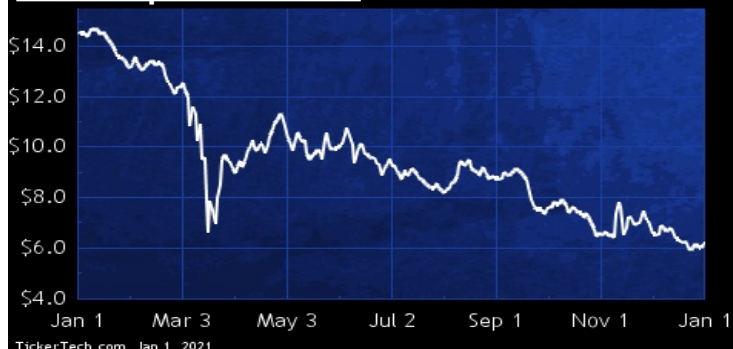
SFL DIVIDEND HISTORY



TickerTech.com Jan 1, 2021

SFL — 9.6% YIELD

SFL Corporation Ltd

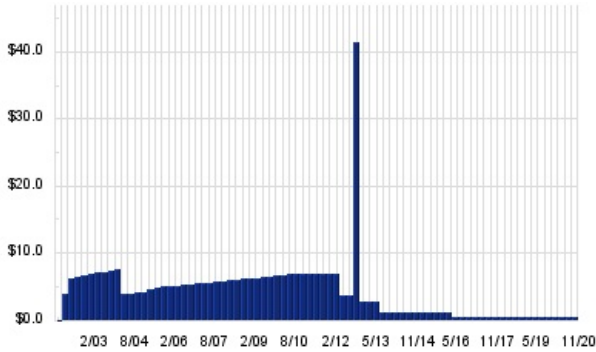


SFL is engaged in the ownership and operation of vessels and offshore related assets, and also involved in the charter, purchase and sale of assets. Co. is a ship owning and chartering company with an asset base across the maritime and offshore industries. Co. operates through subsidiaries located in Bermuda, Cyprus, Malta, Liberia, Norway, the United Kingdom and the Marshall Islands. Co.'s assets consist of crude oil tankers, dry bulk carriers, container vessels, car carriers, jack-up drilling rig, ultra-deepwater drilling units, chemical tankers and oil product tankers. Co.'s crude oil tankers, chemical tankers and oil product tankers are all double-hull vessels.

CEQP – KEY STATS

Name:	Crestwood Equity Partners LP
Website:	www.crestwoodlp.com
Sector:	Oil & Gas Equipment & Services
36 Month Beta:	3.73
Total Market Cap:	\$1,397,000,000
% Held by Institutions:	49.92%
% Held by ETFs:	0.48%

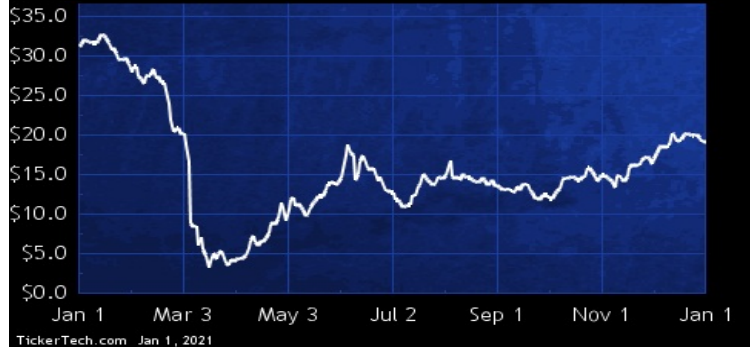
CEQP DIVIDEND HISTORY



TickerTech.com Jan 1, 2021

CEQP – 13.2% YIELD

Crestwood Equity Partners LP

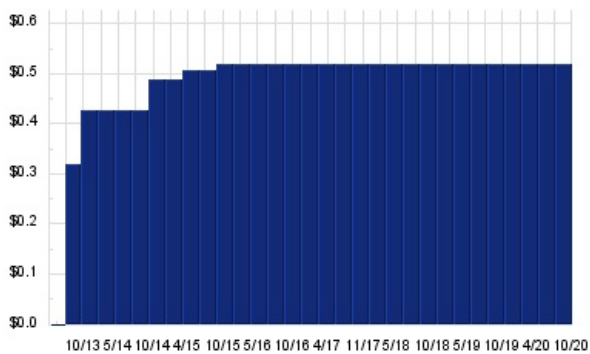


Crestwood Equity Partners is a holding company. Through its subsidiary, Co. develops, acquires, owns or controls, and operates assets and operations within the energy midstream sector. Co.'s segments are: gathering and processing, which provides gathering and transportation services and processing, treating and compression services to producers; storage and transportation, which provides crude oil and natural gas storage and transportation services to producers, utilities and other customers; and marketing, supply and logistics, which provides natural gas liquid, crude oil and natural gas marketing, storage and transportation services to producers, refiners, marketers and other customers.

KNOP – KEY STATS

Name:	KNOT Offshore Partners LP
Stock buyback:	KNOP buyback
Website:	www.knotoffshorepartners.com
Sector:	Oil & Gas Equipment & Services

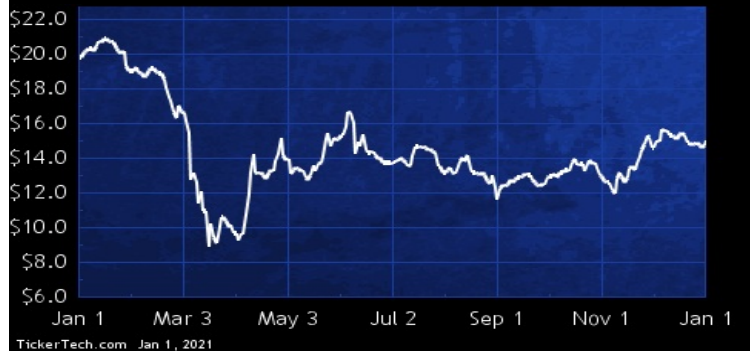
KNOP DIVIDEND HISTORY



TickerTech.com Jan 1, 2021

KNOP – 13.8% YIELD

KNOT Offshore Partners LP

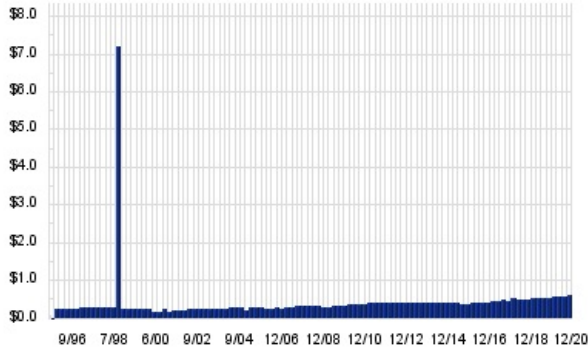


KNOT Offshore Partners is a limited partnership formed to own, operate and acquire shuttle tankers under long-term charters, which Co. defines as charters of five years or more.

TRP — KEY STATS

Name:	TC Energy Corp
Website:	www.tcenergy.com
Sector:	Oil & Gas Equipment & Services
36 Month Beta:	0.78
Total Market Cap:	\$28,849,000,000
% Held by Institutions:	64.72%
% Held by ETFs:	0.44%

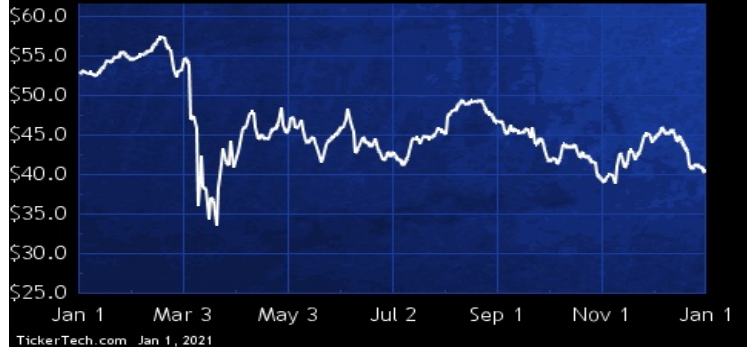
TRP DIVIDEND HISTORY



TickerTech.com Jan 1, 2021

TRP — 6.2% YIELD

TC Energy Corp

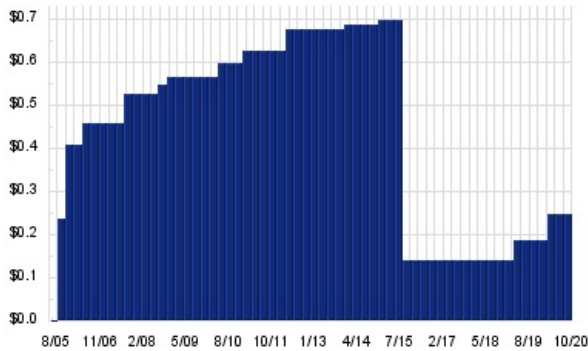


TC Energy is an energy infrastructure company in North America. Co.'s primary businesses are: Natural Gas Pipelines, which transports natural gas from supply basins to local distribution companies, power generation plants, industrial facilities, interconnecting pipelines, liquefied natural gas export terminals and other businesses across Canada, the U.S. and Mexico; Liquids Pipelines, which connects Alberta crude oil supplies to U.S. refining markets in Illinois, Oklahoma and the U.S. Gulf Coast, as well as U.S. crude oil supplies from the market hub at Cushing, OK to the U.S. Gulf Coast; and Power and Storage, which consists of power generation and non-regulated natural gas storage assets.

TGP — KEY STATS

Name:	Teekay LNG Partners LP
Stock buyback:	TGP buyback
Website:	www.teekaylng.com
Sector:	Oil & Gas Equipment & Services
36 Month Beta:	1.27
Total Market Cap:	\$823,000,000
% Held by Institutions:	22.85%
% Held by ETFs:	0.26%

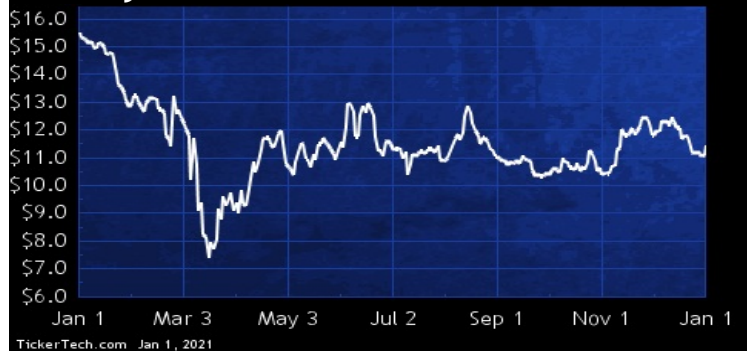
TGP DIVIDEND HISTORY



TickerTech.com Jan 1, 2021

TGP — 8.7% YIELD

Teekay LNG Partners LP

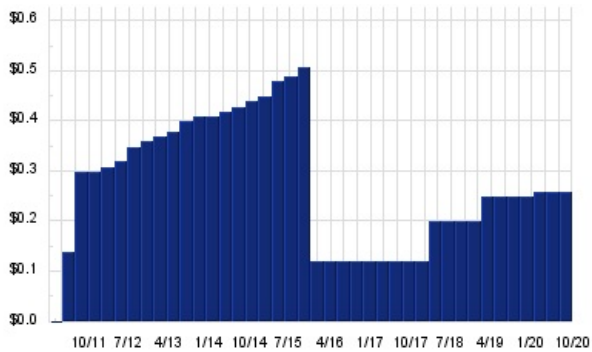


Teekay LNG Partners is an international provider of marine transportation services for liquefied natural gas (LNG), liquefied petroleum gas (LPG) and crude oil. Co. focuses on servicing its customers through its fleet of LNG and LPG carriers under medium to long-term, fixed-rate charters. Co. has three reportable segments, its LNG segment, LPG segment and its conventional tanker segment. Co.'s LNG segment consists of LNG carriers which generally operate under long-term, fixed-rate charters to international energy companies. Co.'s LPG segment consists of LPG and multi-gas carriers which generally operate under voyage charters or time-charters.

KMI – KEY STATS

Name:	Kinder Morgan Inc.
Stock buyback:	KMI buyback
Website:	www.kindermorgan.com
Sector:	Oil & Gas Equipment & Services
36 Month Beta:	1.16
Total Market Cap:	\$30,720,000,000
% Held by Institutions:	60%
% Held by ETFs:	10.79%

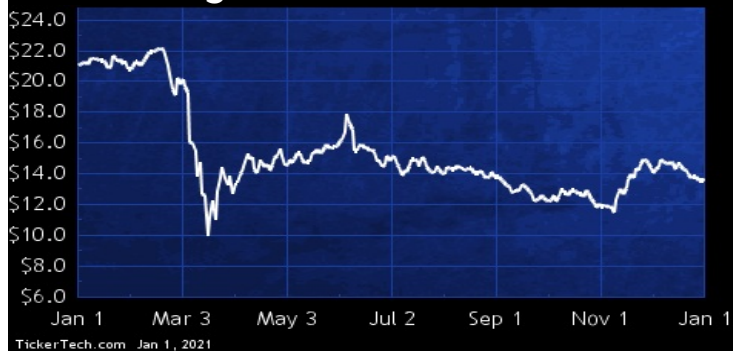
KMI DIVIDEND HISTORY



TickerTech.com Jan 1, 2021

KMI – 7.7% YIELD

Kinder Morgan Inc.

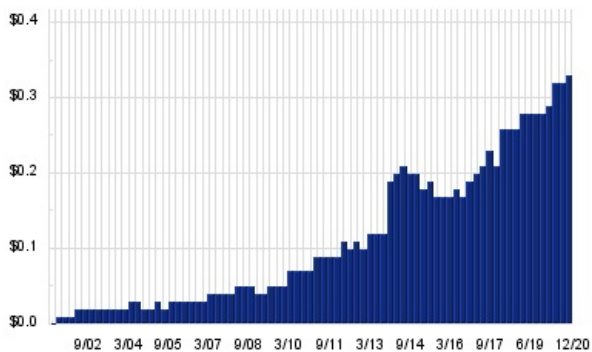


Kinder Morgan is an energy infrastructure company. Co.'s segments are: Natural Gas Pipelines, which includes the ownership and operation of, among others, main interstate and intrastate natural gas pipeline and storage systems; Products Pipelines, which includes the refined petroleum products, crude oil and condensate pipelines; Terminals, which includes the ownership and/or operation of, among others, liquids and bulk terminal facilities; and carbon dioxide (CO2), which includes the production, transportation and marketing of CO2, ownership interests in and/or operation of oil fields and gasoline processing plants in West Texas.

CNQ – KEY STATS

Name:	Canadian Natural Resources Ltd
Stock buyback:	CNQ buyback
Website:	www.cnrl.com
Sector:	Oil & Gas Exploration & Production
36 Month Beta:	2.06
Total Market Cap:	\$26,386,000,000
% Held by Institutions:	66.55%
% Held by ETFs:	0.03%

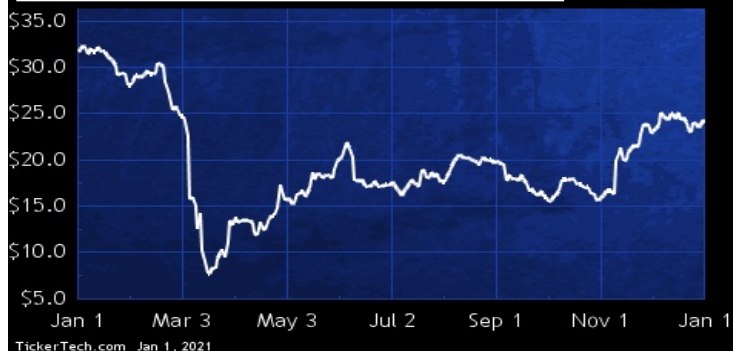
CNQ DIVIDEND HISTORY



TickerTech.com Jan 1, 2021

CNQ – 5.4% YIELD

Canadian Natural Resources Ltd



Canadian Natural Resources is an independent crude oil and natural gas exploration, development and production company. Co.'s exploration and production operations are focused in North America, largely in Western Canada; the U.K. portion of the North Sea; and Côte d'Ivoire, Gabon, and South Africa in Offshore Africa. Co. had total proved reserves of 5.71 billion barrels of oil equivalent. Co.'s gross proved crude oil, bitumen (thermal oil), synthetic crude oil and natural gas liquids reserves totaled 4.70 billion barrels and its gross proved natural gas reserves totaled 6,106.00 billion cubic feet.

 **Energy Stock Channel**

 **Dividend Channel**

Nothing in Dividend Channel is intended to be investment advice, nor does it represent the opinion of, counsel from, or recommendations by BNK Invest Inc. or any of its affiliates, subsidiaries or partners. None of the information contained herein constitutes a recommendation that any particular security, portfolio, transaction, or investment strategy is suitable for any specific person. All viewers agree that under no circumstances will BNK Invest, Inc., its subsidiaries, partners, officers, employees, affiliates, or agents be held liable for any loss or damage caused by your reliance on information obtained. By visiting, using or viewing this site, you agree to the following [Full Disclaimer & Terms of Service](#). Video widget and dividend videos powered by Market News Video. Quote data delayed at least 20 minutes; data powered by Ticker Technologies, and Mergent. [Contact Dividend Channel](#); [Meet Our Editorial Staff](#).