

## 10 Yield Gushing Energy Stocks

<http://www.energystockchannel.com/>

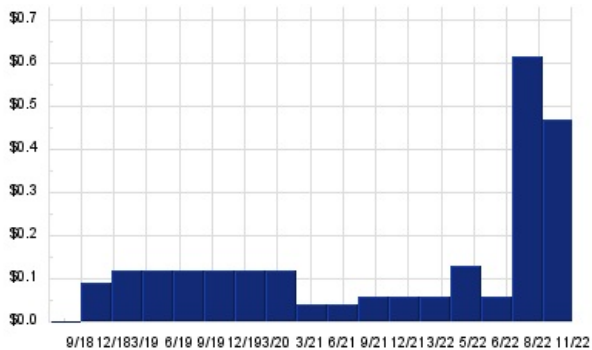
Energy Stock Channel paired our coverage universe of energy stocks, with Dividend Channel's proprietary DividendRank formula, to bring you this list of 10 top ranked energy dividend stocks. The DividendRank formula considers a variety of data – dividend history & yield, book value, quarterly earnings – and compares it to the stock's trading data to come up with certain calculations about profitability and about the stock's valuation (whether we think it looks "cheap" or "expensive"). The result is this list of the top most "interesting" ideas that merit further research.



## BRY — KEY STATS

Name:	Berry Corp (bry)
Stock buyback:	<a href="#">BRY buyback</a>
Website:	<a href="http://www.berrypetroleum.com">www.berrypetroleum.com</a>
Sector:	<a href="#">Oil &amp; Gas Exploration &amp; Production</a>
36 Month Beta:	2.21
Total Market Cap:	\$608,000,000
% Held by Institutions:	93.79%
% Held by ETFs:	12.22%

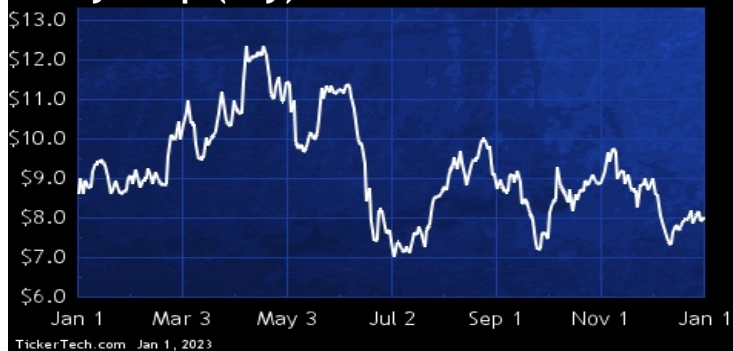
## BRY DIVIDEND HISTORY



TickerTech.com Dec 31, 2022

## BRY — 3.0% YIELD

### Berry Corp (bry)

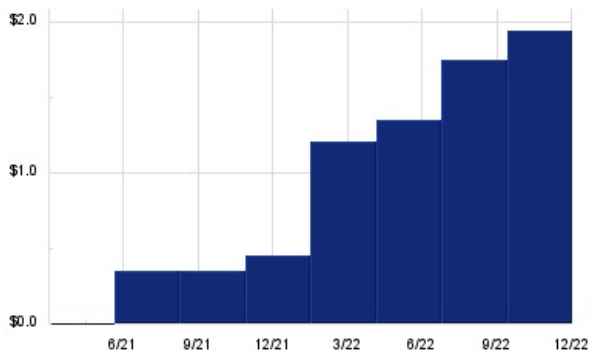


Berry is an independent upstream energy company focused on the development and production of oil reserves, primarily located in California, with the well servicing and abandonment capabilities in California. Co. has two reportable segments: Development and Production and Well Servicing and Abandonment. The Development and Production segment consists of the development and production of oil reserves, primarily located in California, as well as Utah. The Well Servicing and Abandonment segment provides wellsite services in California to oil and natural gas production companies, with a focus on well servicing, well abandonment services and water logistics.

## CIVI — KEY STATS

Name:	Civitas Resources Inc
Website:	<a href="http://www.bonanzacrk.com">www.bonanzacrk.com</a>
Sector:	<a href="#">Oil &amp; Gas Exploration &amp; Production</a>
36 Month Beta:	1.49
Total Market Cap:	\$4,803,000,000
% Held by Institutions:	99.39%
% Held by ETFs:	19.03%

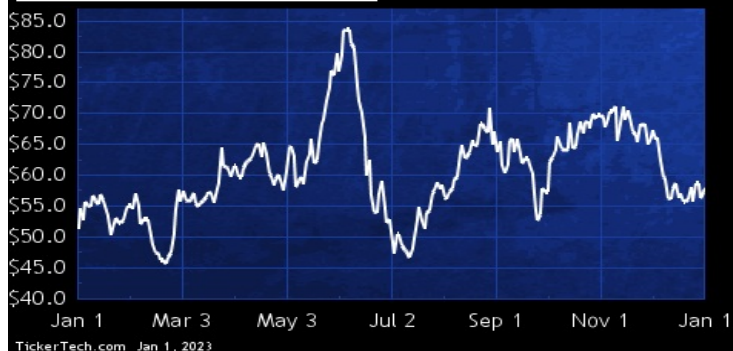
## CIVI DIVIDEND HISTORY



TickerTech.com Jan 1, 2023

## CIVI — 3.5% YIELD

### Civitas Resources Inc

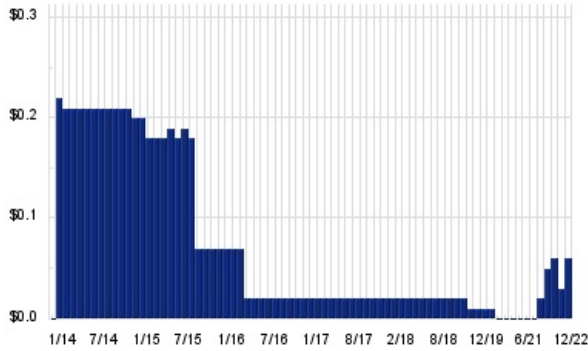


Civitas Resources is an exploration and production company focused on the acquisition, development, and production of oil and associated liquids-rich natural gas in the Rocky Mountain region, primarily in the Wattenberg Field of the Denver-Julesburg Basin (DJ Basin) of Colorado. Co. operates in one industry segment, which is the development and production of oil, natural gas, and natural gas liquids, and all of Co.'s operations are conducted in the U.S. Co.'s operations are located in the Rocky Mountain region, primarily in the Wattenberg Field of the DJ Basin of Colorado, and target the Niobrara and Codell formations.

## CPG – KEY STATS

Name:	Crescent Point Energy Corp
Stock buyback:	<a href="#">CPG buyback</a>
Website:	<a href="http://www.crescentpointenergy.com">www.crescentpointenergy.com</a>
Sector:	<a href="#">Oil &amp; Gas Exploration &amp; Production</a>
36 Month Beta:	2.66
Total Market Cap:	\$3,464,000,000
% Held by Institutions:	34.21%
% Held by ETFs:	0.63%

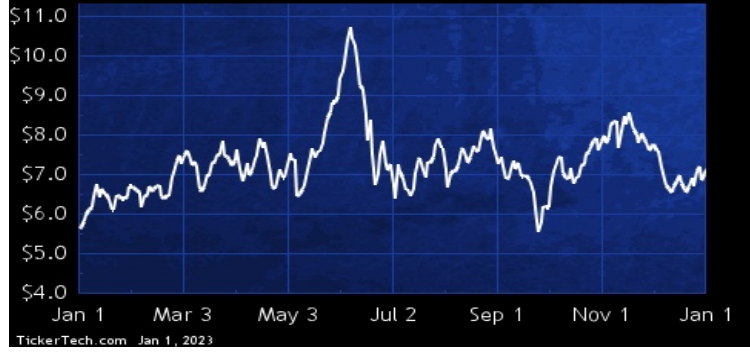
## CPG DIVIDEND HISTORY



TickerTech.com Jan 1, 2023

## CPG – 5.7% YIELD

### Crescent Point Energy Corp

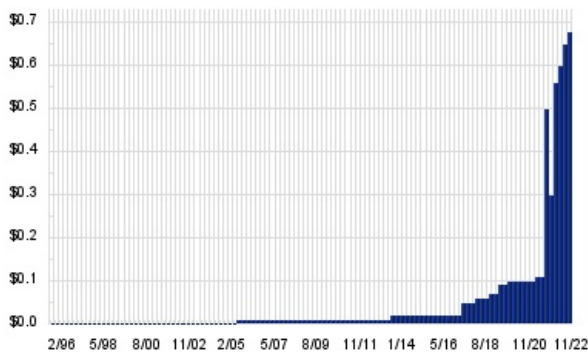


Crescent Point Energy is an oil and gas exploration, development and production company. Co. is an oil and gas producer with assets strategically focused in properties comprised of light and medium crude oil and natural gas reserves in Western Canada and the United States. The crude oil and natural gas properties and related assets generating income for the benefit of Co., are located in the provinces of Saskatchewan, Alberta, British Columbia and Manitoba and in the states of North Dakota and Montana. The properties and assets consist of producing crude oil and natural gas reserves and Proved plus Probable crude oil and natural gas reserves not yet on production, and land holdings.

## CTRA – KEY STATS

Name:	Coterra Energy Inc
Stock buyback:	<a href="#">CTRA buyback</a>
Website:	<a href="http://www.coterra.com">www.coterra.com</a>
Sector:	<a href="#">Oil &amp; Gas Exploration &amp; Production</a>
36 Month Beta:	0.23
Total Market Cap:	\$19,215,000,000
% Held by Institutions:	91.31%
% Held by ETFs:	20.86%

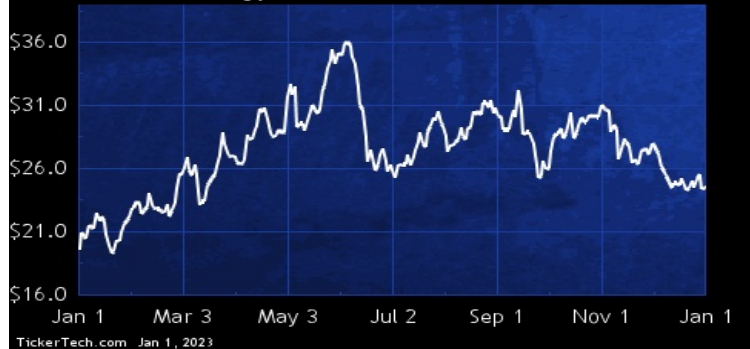
## CTRA DIVIDEND HISTORY



TickerTech.com Dec 31, 2022

## CTRA – 2.5% YIELD

### Coterra Energy Inc



Coterra Energy is an independent oil and gas company engaged in the development, exploration and production of oil, natural gas and natural gas liquids. Co.'s assets are concentrated in areas with known hydrocarbon resources, which are conducive to multi-well, repeatable development programs. Co. operates in one segment, oil and natural gas development, exploration and production, in the continental U.S. Co.'s operations are primarily concentrated in three operating areas, the Marcellus Shale in northeast Pennsylvania, the Permian Basin in west Texas and southeast New Mexico and the Anadarko Basin in the Mid-Continent region in Oklahoma.

## DINO — KEY STATS

Name:	HF Sinclair Corp
Website:	<a href="http://www.hollyfrontier.com">www.hollyfrontier.com</a>
Sector:	<a href="#">Oil &amp; Gas Refining &amp; Marketing</a>
36 Month Beta:	0.93
Total Market Cap:	\$9,822,000,000
% Held by Institutions:	57.96%
% Held by ETFs:	16.01%

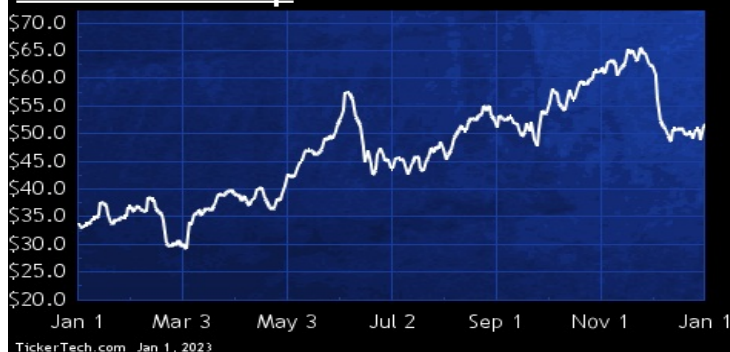
## DINO DIVIDEND HISTORY



TickerTech.com Jan 1, 2023

## DINO — 3.1% YIELD

### HF Sinclair Corp



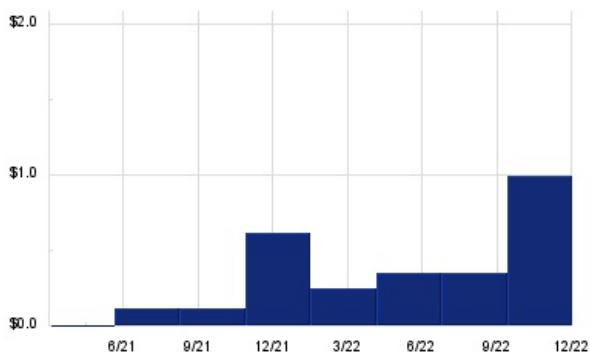
TickerTech.com Jan 1, 2023

HF Sinclair is a holding company. Through its subsidiaries, Co. is an independent energy company that produces and markets light products such as gasoline, diesel fuel, jet fuel, renewable diesel and other products. Co. owns and operates refineries located in Kansas, Oklahoma, New Mexico, Wyoming, Washington and Utah and markets its refined products principally in the Southwest U.S., the Rocky Mountains extending into the Pacific Northwest and in other neighboring Plains states. Co. supplies fuels to various Sinclair branded stations and licenses the use of the Sinclair brand at additional locations throughout the country.

## PDCE — KEY STATS

Name:	PDC Energy Inc
Website:	<a href="http://www.pdce.com">www.pdce.com</a>
Sector:	<a href="#">Oil &amp; Gas Exploration &amp; Production</a>
36 Month Beta:	2.82
Total Market Cap:	\$5,708,000,000
% Held by Institutions:	88.35%
% Held by ETFs:	22.40%

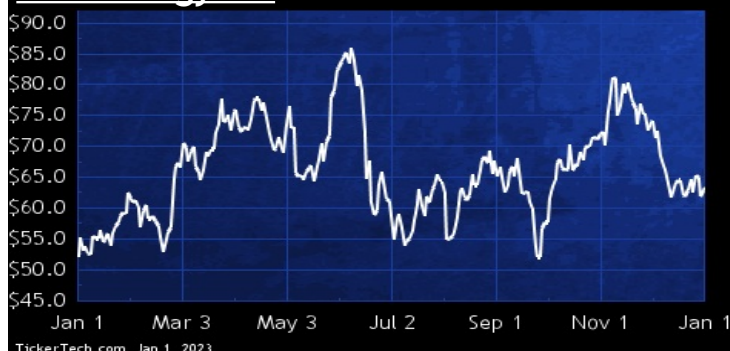
## PDCE DIVIDEND HISTORY



TickerTech.com Jan 1, 2023

## PDCE — 2.2% YIELD

### PDC Energy Inc



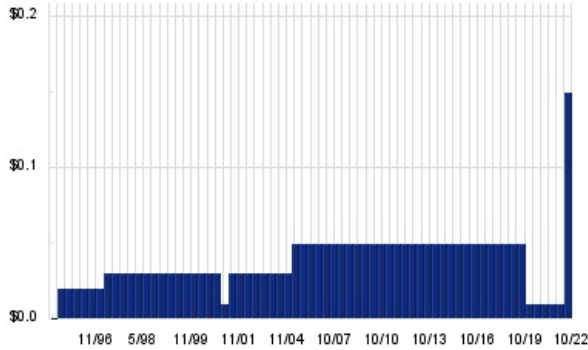
TickerTech.com Jan 1, 2023

PDC Energy is an independent exploration and production company that acquires, explores and develops properties for the production of crude oil, natural gas, and natural gas liquids with operations in the Wattenberg Field in Colorado and the Delaware Basin in Texas. Co.'s operations in the Wattenberg Field are focused in the horizontal Niobrara and Codell plays and its Delaware Basin operations are primarily focused in the horizontal Wolfcamp zones.

## SM – KEY STATS

Name:	SM Energy Co.
Website:	<a href="http://www.sm-energy.com">www.sm-energy.com</a>
Sector:	<a href="#">Oil &amp; Gas Exploration &amp; Production</a>
36 Month Beta:	5.13
Total Market Cap:	\$4,083,000,000
% Held by Institutions:	95.32%
% Held by ETFs:	28.57%

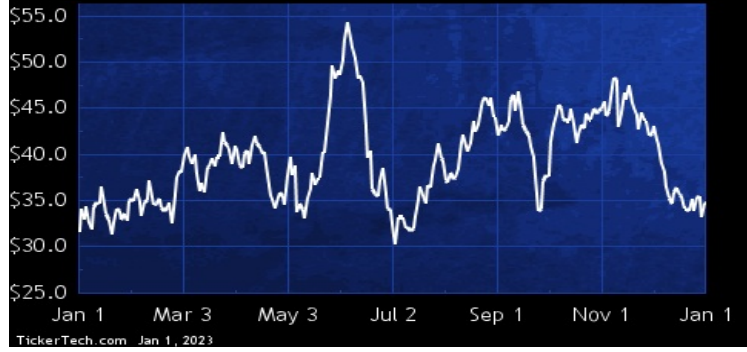
## SM DIVIDEND HISTORY



TickerTech.com Dec 31, 2022

## SM – 1.7% YIELD

### SM Energy Co.

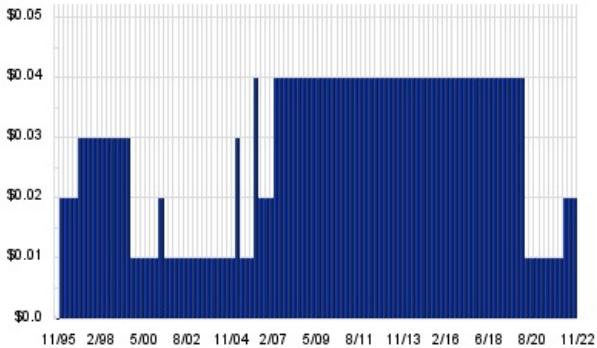


SM Energy is an independent energy company engaged in the acquisition, exploration, development, and production of oil, gas, and natural gas liquids in the state of Texas. Co.'s operations are concentrated in the Midland Basin and South Texas.

## PHX – KEY STATS

Name:	PHX Minerals Inc
Website:	<a href="http://www.phxmin.com">www.phxmin.com</a>
Sector:	<a href="#">Oil &amp; Gas Exploration &amp; Production</a>
36 Month Beta:	0.20
Total Market Cap:	\$137,000,000
% Held by Institutions:	57.26%
% Held by ETFs:	4.40%

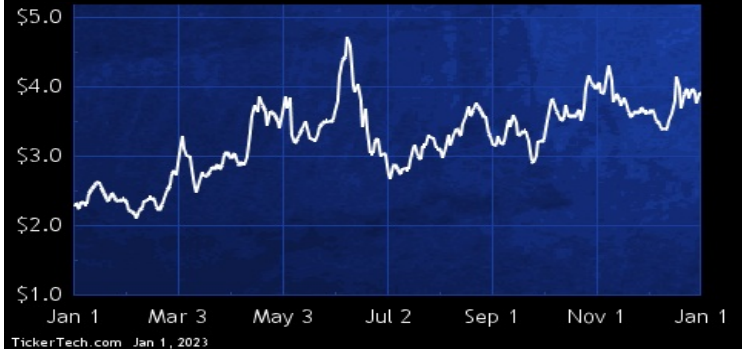
## PHX DIVIDEND HISTORY



TickerTech.com Jan 1, 2023

## PHX – 2.3% YIELD

### PHX Minerals Inc

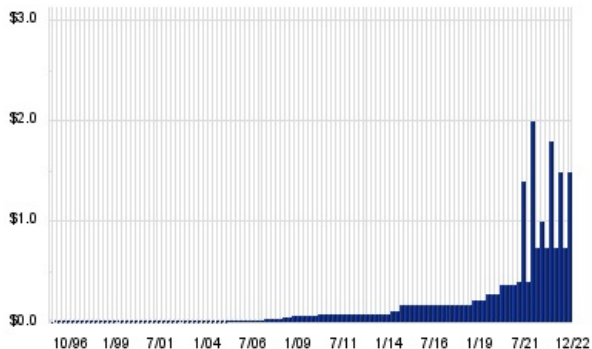


PHX Minerals focuses on perpetual natural gas and oil mineral ownership and growth through the acquisitions and development of its mineral acreage inventory. Co. owns mineral and leasehold properties and other natural gas and oil interests, which are located primarily in Oklahoma, Texas, Louisiana, North Dakota and Arkansas. Co.'s natural gas, oil and natural gas liquids (NGL) production is from wells located in Oklahoma, Texas, Arkansas and North Dakota. Co.'s principal products from the production associated with its royalty and non-operated interests are natural gas, crude oil and NGL.

## EOG – KEY STATS

Name:	EOG Resources, Inc.
Website:	<a href="http://www.eogresources.com">www.eogresources.com</a>
Sector:	Oil & Gas Exploration & Production
36 Month Beta:	1.49
Total Market Cap:	\$74,833,000,000
% Held by Institutions:	87.72%
% Held by ETFs:	14.88%

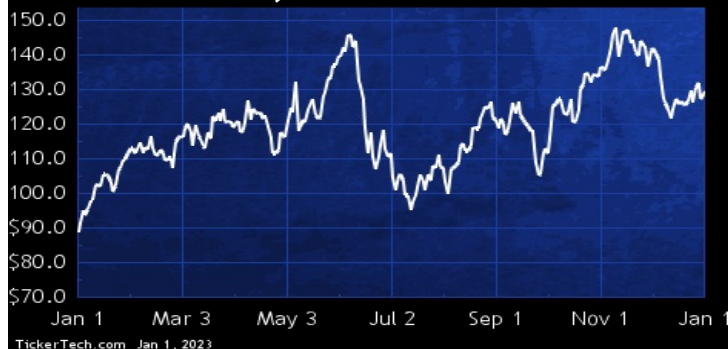
## EOG DIVIDEND HISTORY



TickerTech.com Jan 1, 2023

## EOG – 2.6% YIELD

### EOG Resources, Inc.

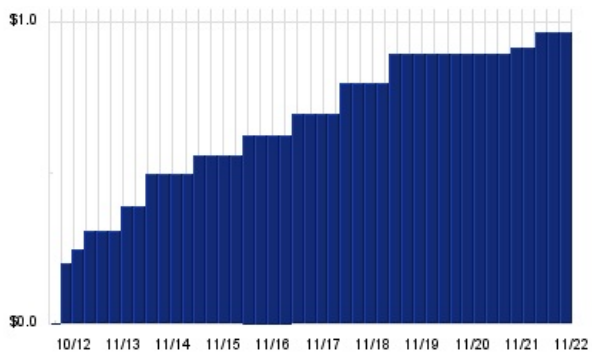


EOG Resources explores for, develops, produces and markets crude oil, natural gas liquids and natural gas primarily in main producing basins in the U.S., The Republic of Trinidad and Tobago and, from time to time, select other international areas. Co.'s operations are all crude oil and natural gas exploration and production related.

## PSX – KEY STATS

Name:	Phillips 66
Stock buyback:	PSX buyback
Website:	<a href="http://www.Phillips66.com">www.Phillips66.com</a>
Sector:	Oil & Gas Refining & Marketing
36 Month Beta:	1.46
Total Market Cap:	\$48,279,000,000
% Held by Institutions:	75.95%
% Held by ETFs:	18.42%

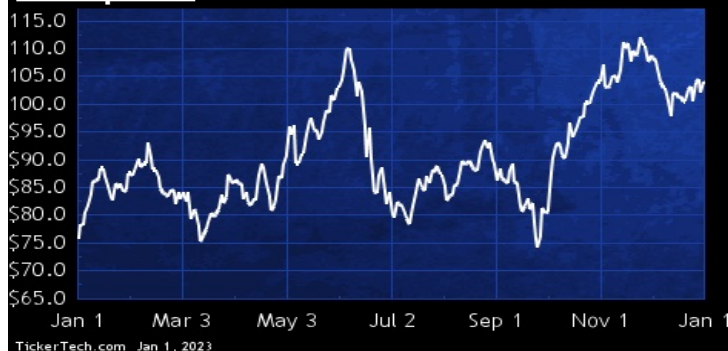
## PSX DIVIDEND HISTORY



TickerTech.com Dec 31, 2022

## PSX – 3.7% YIELD

### Phillips 66



Phillips 66 is an energy manufacturing and logistics company with midstream, chemicals, refining, and marketing and specialties businesses. Co.'s segments include: Midstream, which provides crude oil and refined petroleum product transportation, terminaling and processing services, as well as natural gas and natural gas liquids transportation, storage, processing and marketing services; Chemicals, which manufactures and markets petrochemicals and plastics on a worldwide basis; Refining, which refines crude oil and other feedstocks into petroleum products; and Marketing and Specialties, which purchases for resale and markets refined petroleum products, mainly in the U.S. and Europe.

 **Energy Stock Channel**

 **Dividend Channel**

Nothing in Dividend Channel is intended to be investment advice, nor does it represent the opinion of, counsel from, or recommendations by BNK Invest Inc. or any of its affiliates, subsidiaries or partners. None of the information contained herein constitutes a recommendation that any particular security, portfolio, transaction, or investment strategy is suitable for any specific person. All viewers agree that under no circumstances will BNK Invest, Inc., its subsidiaries, partners, officers, employees, affiliates, or agents be held liable for any loss or damage caused by your reliance on information obtained. By visiting, using or viewing this site, you agree to the following [Full Disclaimer & Terms of Service](#). Video widget and dividend videos powered by Market News Video. Quote data delayed at least 20 minutes; data powered by Ticker Technologies, and Mergent. [Contact Dividend Channel](#); [Meet Our Editorial Staff](#).