

## 10 Yield Gushing Energy Stocks

<http://www.energystockchannel.com/>

Energy Stock Channel paired our coverage universe of energy stocks, with Dividend Channel's proprietary DividendRank formula, to bring you this list of 10 top ranked energy dividend stocks. The DividendRank formula considers a variety of data – dividend history & yield, book value, quarterly earnings – and compares it to the stock's trading data to come up with certain calculations about profitability and about the stock's valuation (whether we think it looks "cheap" or "expensive"). The result is this list of the top most "interesting" ideas that merit further research.



## DINO – KEY STATS

Name:	HF Sinclair Corp
Website:	<a href="http://www.hollyfrontier.com">www.hollyfrontier.com</a>
Sector:	<a href="#">Oil &amp; Gas Refining &amp; Marketing</a>
36 Month Beta:	0.62
Total Market Cap:	\$10,148,000,000
% Held by Institutions:	61.63%
% Held by ETFs:	16.53%

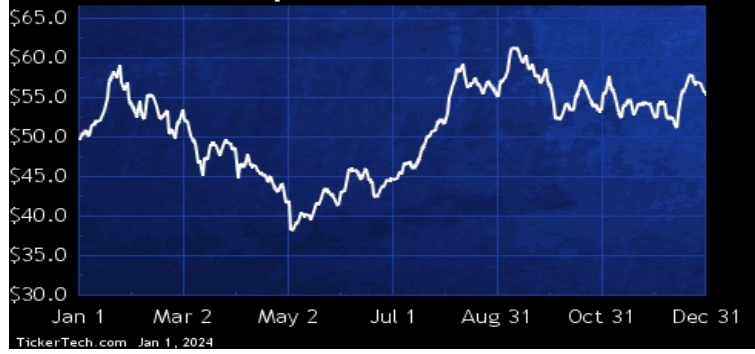
## DINO DIVIDEND HISTORY



TickerTech.com Dec 30, 2023

## DINO – 3.2% YIELD

### HF Sinclair Corp

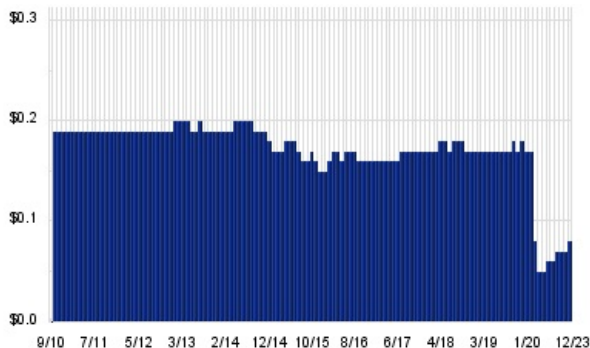


HF Sinclair is a holding company. Through its subsidiaries, Co. is an independent energy company that produces and markets light products such as gasoline, diesel fuel, jet fuel, renewable diesel and other products. Co. owns and operates refineries located in Kansas, Oklahoma, New Mexico, Wyoming, Washington and Utah and markets its refined products principally in the Southwest U.S., the Rocky Mountains extending into the Pacific Northwest and in other neighboring Plains states. Co. supplies fuels to various Sinclair branded stations and licenses the use of the Sinclair brand at additional locations throughout the country.

## VET – KEY STATS

Name:	Vermilion Energy Inc
Website:	<a href="http://www.vermilionenergy.com">www.vermilionenergy.com</a>
Sector:	<a href="#">Oil &amp; Gas Exploration &amp; Production</a>
36 Month Beta:	0.56
Total Market Cap:	\$1,395,000,000
% Held by Institutions:	40.26%
% Held by ETFs:	0.43%

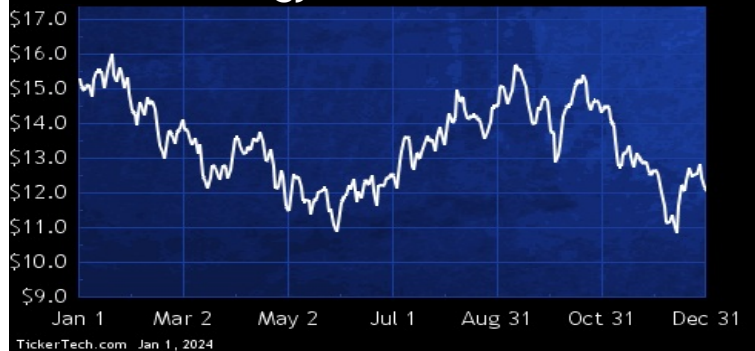
## VET DIVIDEND HISTORY



TickerTech.com Dec 30, 2023

## VET – 3.3% YIELD

### Vermilion Energy Inc

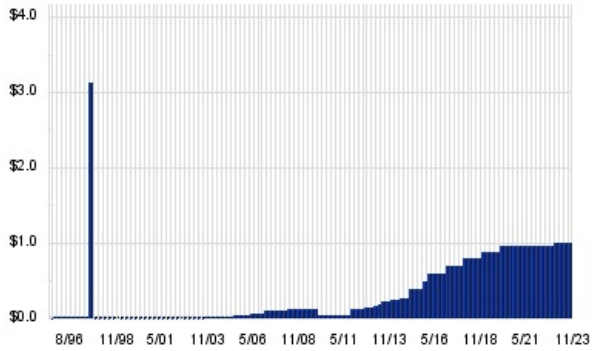


Vermilion Energy and its subsidiaries are engaged in the business of petroleum and natural gas exploration, development, acquisition, and production.

## VLO – KEY STATS

Name:	Valero Energy Corp
Stock buyback:	VLO buyback
Website:	<a href="http://www.valero.com">www.valero.com</a>
Sector:	Oil & Gas Refining & Marketing
36 Month Beta:	0.67
Total Market Cap:	\$44,879,000,000
% Held by Institutions:	64.25%
% Held by ETFs:	15.64%

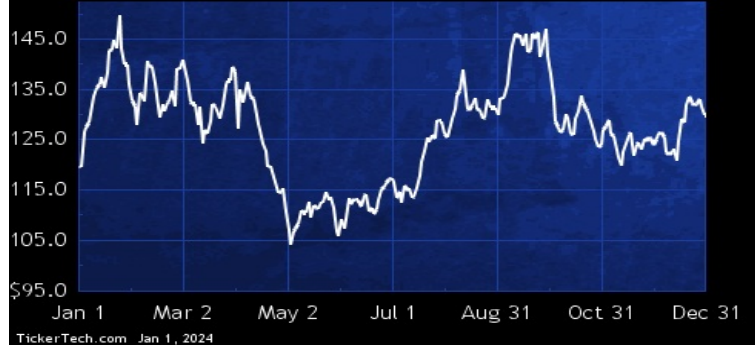
## VLO DIVIDEND HISTORY



TickerTech.com Dec 30, 2023

## VLO – 3.1% YIELD

### Valero Energy Corp

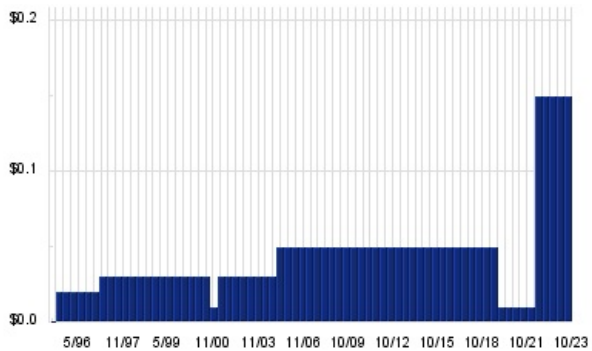


Valero Energy is a multinational manufacturer and marketer of petroleum-based and low-carbon liquid transportation fuels and petrochemical products. Co.'s operations are managed through the following segments: Refining, which includes the operations of its petroleum refineries, the associated activities to market its refined petroleum products, and the logistics assets that support those operations; Renewable Diesel, which includes the operations of its subsidiary, Diamond Green Diesel Holdings LLC, and the associated activities to market renewable diesel; and Ethanol, which includes the operations of its ethanol plants and the associated activities to market its ethanol and co-products.

## SM – KEY STATS

Name:	SM Energy Co.
Website:	<a href="http://www.sm-energy.com">www.sm-energy.com</a>
Sector:	Oil & Gas Exploration & Production
36 Month Beta:	1.09
Total Market Cap:	\$4,649,000,000
% Held by Institutions:	92.17%
% Held by ETFs:	26.72%

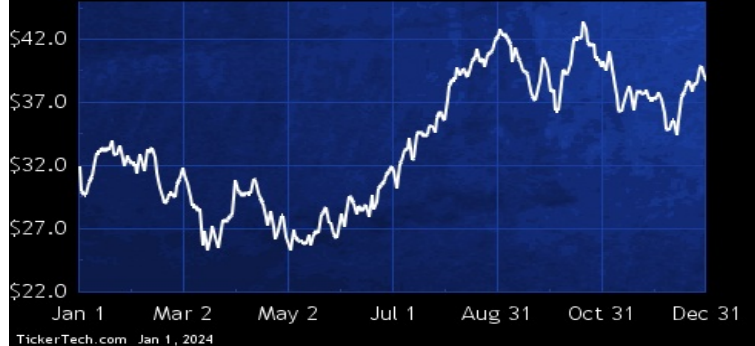
## SM DIVIDEND HISTORY



TickerTech.com Dec 30, 2023

## SM – 1.9% YIELD

### SM Energy Co.

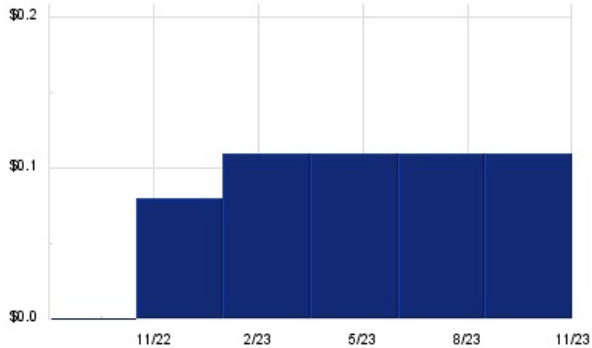


SM Energy is an independent energy company engaged in the acquisition, exploration, development, and production of oil, gas, and natural gas liquids in the state of Texas. Co.'s operations are concentrated in the Midland Basin and South Texas.

## GRNT — KEY STATS

Name:	Granite Ridge Resources Inc
Sector:	Oil & Gas Exploration & Production
36 Month Beta:	0.79
Total Market Cap:	\$827,000,000
% Held by Institutions:	24.39%
% Held by ETFs:	2.98%

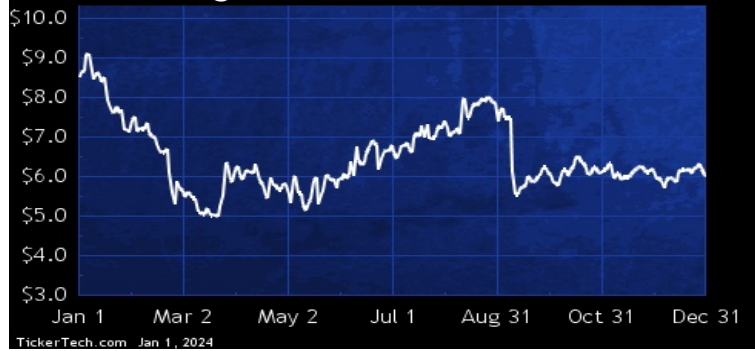
## GRNT DIVIDEND HISTORY



TickerTech.com Dec 30, 2023

## GRNT — 7.3% YIELD

### Granite Ridge Resources Inc

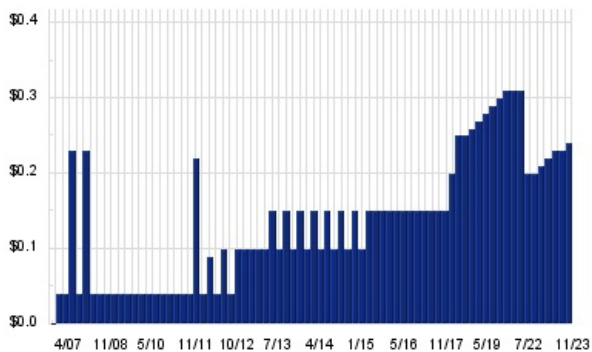


Granite Ridge Resources and its subsidiaries are engaged in purchasing non-operated oil and natural gas assets in basins in North America, and realizing profits through participation in oil and natural gas wells.

## DK — KEY STATS

Name:	Delek US Holdings Inc (New)
Stock buyback:	DK buyback
Website:	<a href="http://www.Delekus.com">www.Delekus.com</a>
Sector:	Oil & Gas Refining & Marketing
36 Month Beta:	0.29
Total Market Cap:	\$1,699,000,000
% Held by Institutions:	85.94%
% Held by ETFs:	18.60%

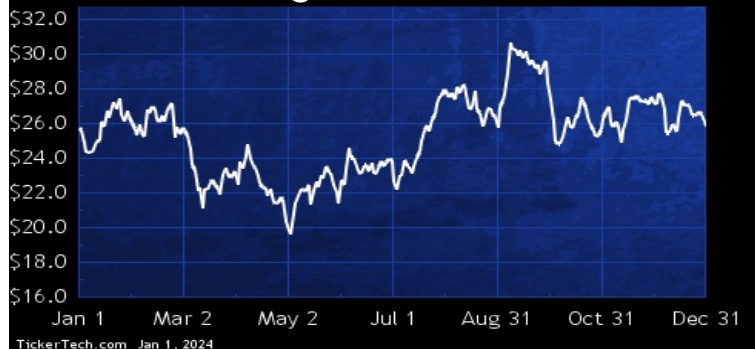
## DK DIVIDEND HISTORY



TickerTech.com Jan 1, 2024

## DK — 3.7% YIELD

### Delek US Holdings Inc

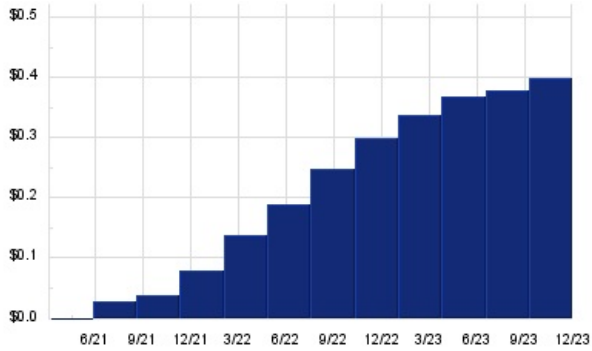


Delek US Holdings is a holding company. Through its subsidiaries, Co. is engaged in the downstream energy business focused on petroleum refining, the transportation, storage and wholesale distribution of crude oil, intermediate and refined products and convenience store retailing. Co. operates in three reportable operating segments: refining, which owns and operates four independent refineries located in Tyler, TX, El Dorado, AR, Big Spring, TX and Krotz Springs, LA; logistics, which gathers, transports and stores crude oil and markets, distributes, transports and stores refined products; and retail, which includes the operations of convenience store sites.

## NOG – KEY STATS

Name:	Northern Oil & Gas Inc (MN)
Stock buyback:	<a href="#">NOG buyback</a>
Website:	<a href="http://www.northernoil.com">www.northernoil.com</a>
Sector:	<a href="#">Oil &amp; Gas Exploration &amp; Production</a>
36 Month Beta:	1.49
Total Market Cap:	\$3,869,000,000
% Held by Institutions:	99.69%
% Held by ETFs:	22.37%

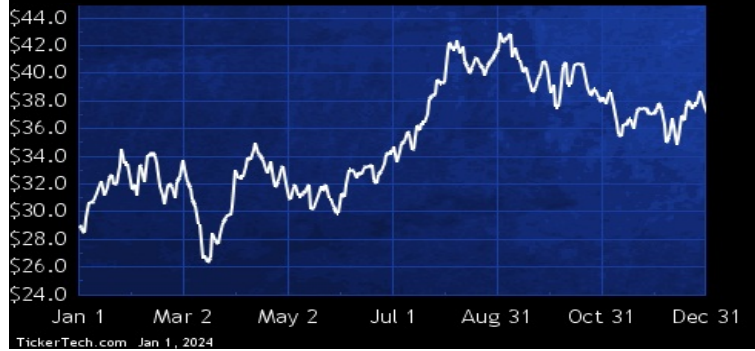
## NOG DIVIDEND HISTORY



TickerTech.com Dec 30, 2023

## NOG – 4.3% YIELD

### Northern Oil & Gas Inc

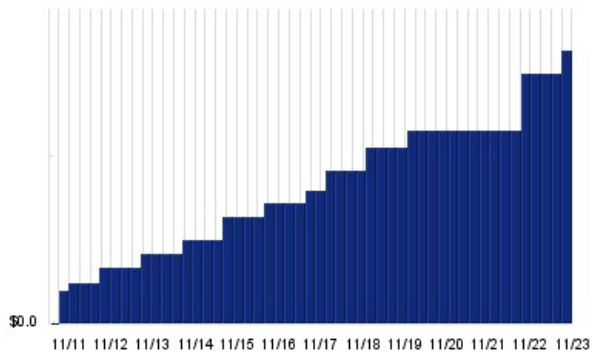


Northern Oil and Gas is an energy company engaged in the acquisition, exploration, development and production of oil and natural gas properties, primarily in the Williston Basin, the Appalachian Basin and the Permian Basin. Co. primarily engage in oil and natural gas exploration and production by participating on a proportionate basis alongside third-party interests in wells drilled and completed in spacing units that include Co.'s acreage. In addition, Co. acquires wellbore-only working interests in wells in which Co. does not hold the leasehold interests from third parties unable or unwilling to participate in particular well proposals.

## MPC – KEY STATS

Name:	Marathon Petroleum Corp.
Stock buyback:	<a href="#">MPC buyback</a>
Website:	<a href="http://www.marathonpetroleum.com">www.marathonpetroleum.com</a>
Sector:	<a href="#">Oil &amp; Gas Refining &amp; Marketing</a>
36 Month Beta:	0.57
Total Market Cap:	\$56,909,000,000
% Held by Institutions:	43.61%
% Held by ETFs:	15.82%

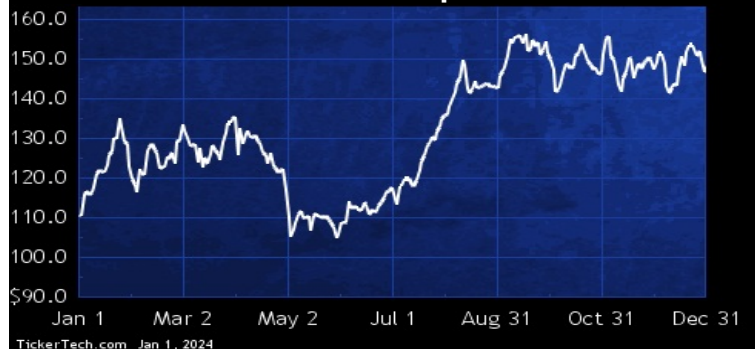
## MPC DIVIDEND HISTORY



TickerTech.com Dec 31, 2023

## MPC – 2.2% YIELD

### Marathon Petroleum Corp.



Marathon Petroleum is a downstream energy company. Co.'s segments are: Refining and Marketing, which refines crude oil and other feedstocks, including renewable feedstocks, at Co.'s refineries in the Gulf Coast, Mid-Continent and West Coast regions of the U.S., purchases refined products and ethanol for resale and distributes refined products, including renewable diesel, through transportation, storage, distribution and marketing services provided by its Midstream segment; and Midstream, which transports, stores, distributes and markets crude oil and refined products principally for the Refining and Marketing segment via refining logistics assets, pipelines, terminals, towboats and barges.

## APA — KEY STATS

Name:	APA Corp
Stock buyback:	APA buyback
Website:	<a href="http://www.apachecorp.com">www.apachecorp.com</a>
Sector:	Oil & Gas Exploration & Production
36 Month Beta:	0.83
Total Market Cap:	\$11,401,000,000
% Held by Institutions:	65.56%
% Held by ETFs:	22.65%

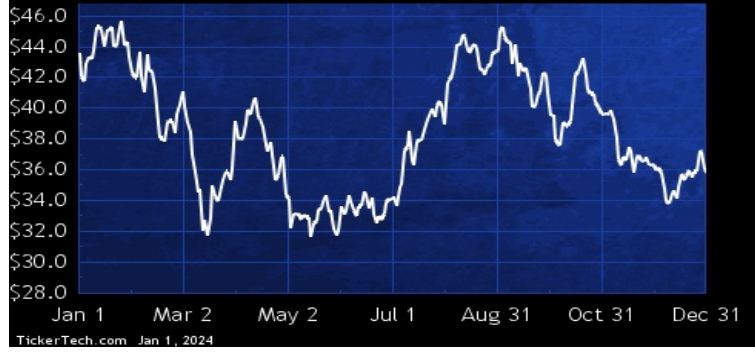
## APA DIVIDEND HISTORY



TickerTech.com Dec 30, 2023

## APA — 2.8% YIELD

### APA Corp

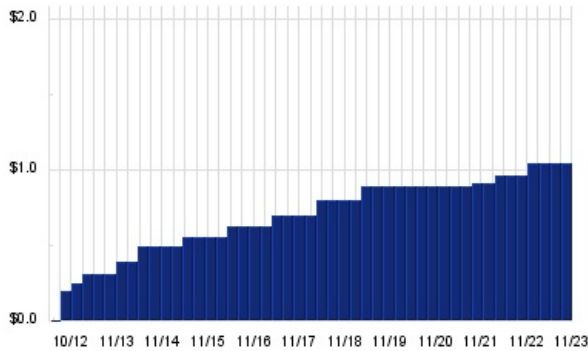


APA is a holding company. Through its subsidiaries, Co. is an energy company that explores for, develops, and produces natural gas, crude oil, and natural gas liquids. Co.'s upstream business has exploration and production operations in three geographic areas: the U.S., Egypt, and offshore the U.K. in the North Sea. Co. also has exploration and appraisal operations ongoing in Suriname, as well as interests in other international locations. Co.'s midstream business is operated by its subsidiary, Altus Midstream Company, through its subsidiary, Altus Midstream LP (collectively, Altus). Altus owns, develops, and operates a midstream energy asset network in the Permian Basin of West Texas.

## PSX — KEY STATS

Name:	Phillips 66
Stock buyback:	PSX buyback
Website:	<a href="http://www.Phillips66.com">www.Phillips66.com</a>
Sector:	Oil & Gas Refining & Marketing
36 Month Beta:	0.79
Total Market Cap:	\$59,262,000,000
% Held by Institutions:	71.96%
% Held by ETFs:	15.87%

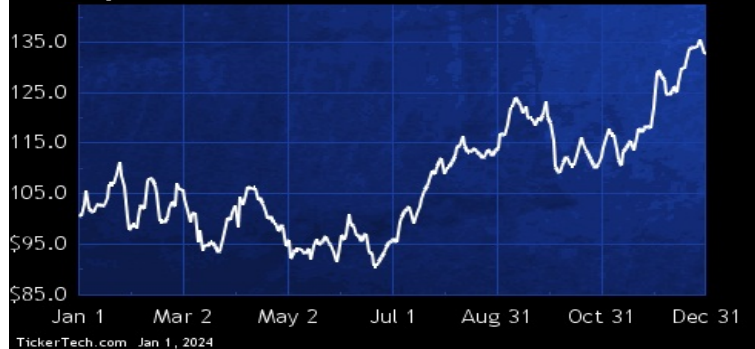
## PSX DIVIDEND HISTORY



TickerTech.com Jan 1, 2024

## PSX — 3.1% YIELD

### Phillips 66



Phillips 66 is an energy manufacturing and logistics company with midstream, chemicals, refining, and marketing and specialties businesses. Co.'s segments include: Midstream, which provides crude oil and refined petroleum product transportation, termining and processing services, as well as natural gas and natural gas liquids transportation, storage, processing and marketing services; Chemicals, which manufactures and markets petrochemicals and plastics on a worldwide basis; Refining, which refines crude oil and other feedstocks into petroleum products; and Marketing and Specialties, which purchases for resale and markets refined petroleum products, mainly in the U.S. and Europe.

 **Energy Stock Channel**

 **Dividend Channel**

Nothing in Dividend Channel is intended to be investment advice, nor does it represent the opinion of, counsel from, or recommendations by BNK Invest Inc. or any of its affiliates, subsidiaries or partners. None of the information contained herein constitutes a recommendation that any particular security, portfolio, transaction, or investment strategy is suitable for any specific person. All viewers agree that under no circumstances will BNK Invest, Inc., its subsidiaries, partners, officers, employees, affiliates, or agents be held liable for any loss or damage caused by your reliance on information obtained. By visiting, using or viewing this site, you agree to the following [Full Disclaimer & Terms of Service](#). Video widget and dividend videos powered by Market News Video. Quote data delayed at least 20 minutes; data powered by Ticker Technologies, and Mergent. [Contact Dividend Channel](#); [Meet Our Editorial Staff](#).