

## 10 Yield Gushing Energy Stocks

<http://www.energystockchannel.com/>

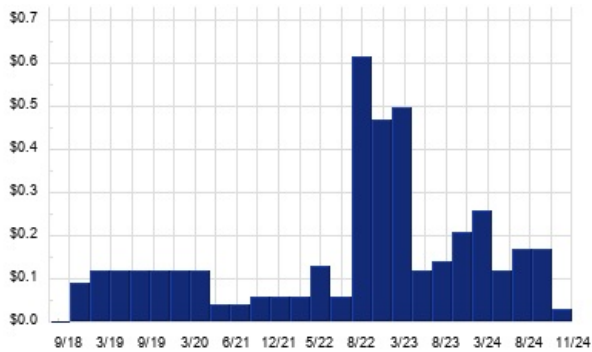
Energy Stock Channel paired our coverage universe of energy stocks, with Dividend Channel's proprietary DividendRank formula, to bring you this list of 10 top ranked energy dividend stocks. The DividendRank formula considers a variety of data – dividend history & yield, book value, quarterly earnings – and compares it to the stock's trading data to come up with certain calculations about profitability and about the stock's valuation (whether we think it looks "cheap" or "expensive"). The result is this list of the top most "interesting" ideas that merit further research.



## BRY — KEY STATS

Name:	Berry Corp (bry)
Stock buyback:	<a href="#">BRY buyback</a>
Website:	<a href="http://www.bry.com">www.bry.com</a>
Sector:	<a href="#">Oil &amp; Gas Exploration &amp; Production</a>
36 Month Beta:	0.49
Total Market Cap:	\$298,000,000
% Held by Institutions:	82.71%
% Held by ETFs:	19.80%

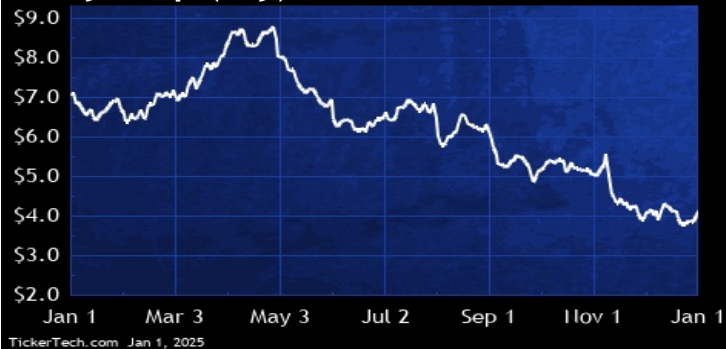
## BRY DIVIDEND HISTORY



TickerTech.com Jan 1, 2025

## BRY — 2.9% YIELD

### Berry Corp (bry)

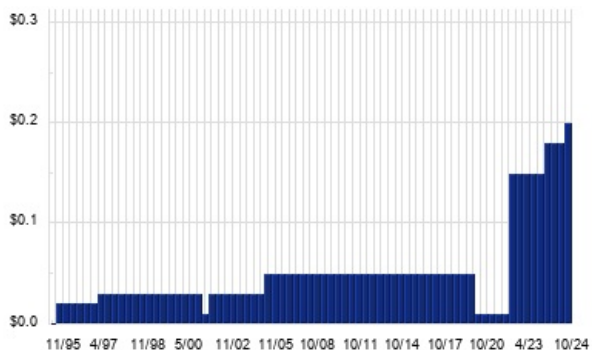


Berry Corporation (bry) is an independent upstream energy company. Co. operates through two segments: exploration and production (E&P) and well servicing and abandonment (CJWS). The E&P segment consists of the development and production of onshore, low geologic risk, long-lived conventional oil and gas reserves, primarily located in California, as well as Utah. Its California operating area consists of properties located in Midway-Sunset, South Belridge, McKittrick and Poso Creek fields in the San Joaquin basin in Kern County. Co. operates Uinta basin operations in the Brundage Canyon, Ashley Forest, and Lake Canyon areas in Utah.

## SM — KEY STATS

Name:	SM Energy Co.
Website:	<a href="http://www.sm-energy.com">www.sm-energy.com</a>
Sector:	<a href="#">Oil &amp; Gas Exploration &amp; Production</a>
36 Month Beta:	1.17
Total Market Cap:	\$4,327,000,000
% Held by Institutions:	96.75%
% Held by ETFs:	34.09%

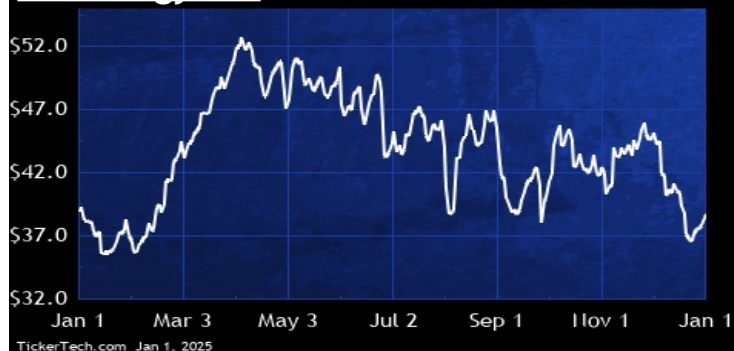
## SM DIVIDEND HISTORY



TickerTech.com Jan 1, 2025

## SM — 2.1% YIELD

### SM Energy Co.

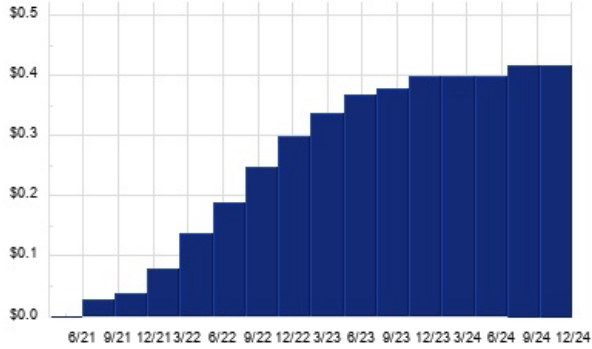


SM Energy Co. is an independent energy company. Co. is engaged in the acquisition, exploration, development, and production of oil, gas, and natural gas liquid (NGL) in the state of Texas. Co.'s asset portfolio is comprised of assets in the Midland Basin of West Texas and in the Maverick Basin of South Texas. Co.'s Midland Basin assets are located in the Permian Basin in West Texas and are comprised of approximately 110,000 net acres and include its RockStar assets in Howard and Martin Counties, Texas, its Sweetie Peck assets in Upton and Midland Counties, and Klondike assets in Dawson and northern Martin counties (Midland Basin).

## NOG – KEY STATS

Name:	Northern Oil & Gas Inc (MN)
Stock buyback:	<a href="#">NOG buyback</a>
Website:	<a href="http://www.northernoil.com">www.northernoil.com</a>
Sector:	<a href="#">Oil &amp; Gas Exploration &amp; Production</a>
36 Month Beta:	1.39
Total Market Cap:	\$3,598,000,000
% Held by Institutions:	86.6%
% Held by ETFs:	31.62%

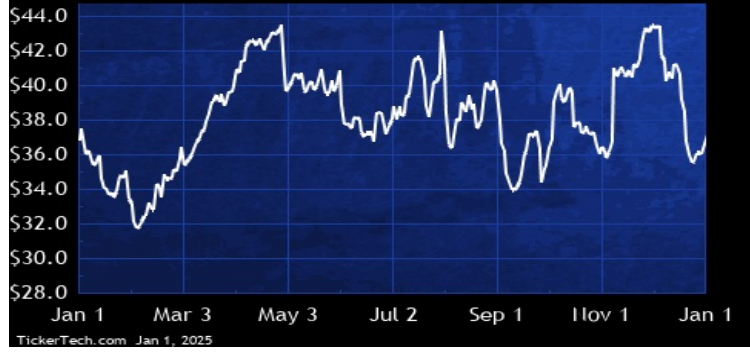
## NOG DIVIDEND HISTORY



TickerTech.com Jan 1, 2025

## NOG – 4.5% YIELD

### Northern Oil & Gas Inc

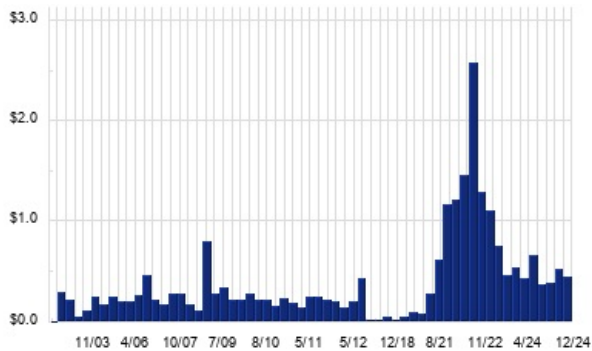


Northern Oil and Gas, Inc. is a real asset company that focuses on acquiring and investing in non-operated minority working and mineral interests in the hydrocarbon producing basins within the contiguous U.S.. Its business is crude oil and natural gas exploration, development, and production with operations in the U.S.. Its 300,000-acre portfolio is distributed across the Williston, Permian and Appalachia Basins. Its portfolio comprises 300,000 acres of low-breakeven land with over 10,000 wells. Diversified by basin and across commodity type, its wells are operated by over 100 public and private operators.

## PBR – KEY STATS

Name:	Petroleo Brasileiro SA
Website:	<a href="http://www.petrobras.com.br">www.petrobras.com.br</a>
Sector:	<a href="#">Oil &amp; Gas Exploration &amp; Production</a>
36 Month Beta:	0.63
Total Market Cap:	\$54,783,000,000
% Held by Institutions:	10.58%
% Held by ETFs:	0.29%

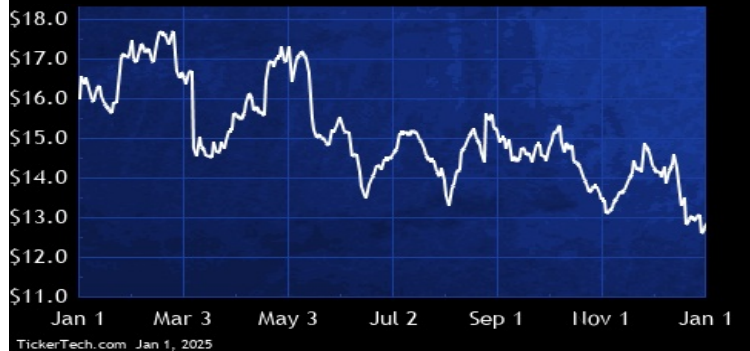
## PBR DIVIDEND HISTORY



TickerTech.com Jan 1, 2025

## PBR – 7.2% YIELD

### Petroleo Brasileiro SA

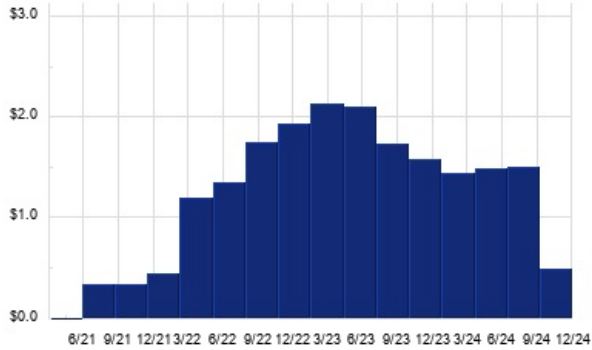


Petroleo Brasileiro S.A.-Petrobras is an oil, natural gas, and energy company involved in prospecting, drilling, refining, processing, trading, and transporting crude oil from onshore and offshore fields and shale. Its segments include Exploration and Production (crude oil, natural gas liquids, and natural gas), Refining, Transportation and Marketing (refining, logistics, transport, trading of oil products, ethanol export, and shale processing), Gas and Power (natural gas transport and trading), Biofuels (biodiesel and ethanol production), and Distribution (via Petrobras Distribuidora S.A.).

## CIVI — KEY STATS

Name:	Civitas Resources Inc
Website:	<a href="http://www.civitasresources.com">www.civitasresources.com</a>
Sector:	<a href="#">Oil &amp; Gas Exploration &amp; Production</a>
36 Month Beta:	0.95
Total Market Cap:	\$4,215,000,000
% Held by Institutions:	91.9%
% Held by ETFs:	22.53%

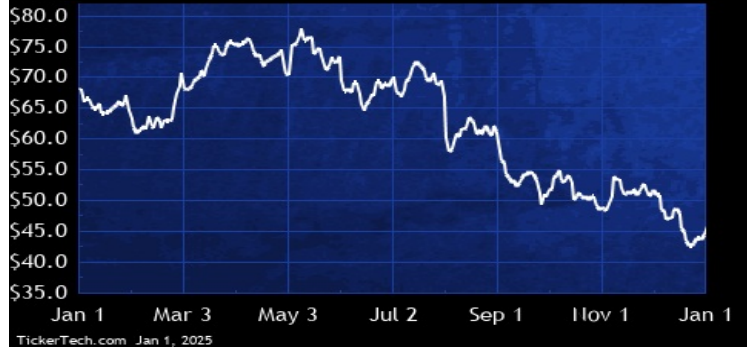
## CIVI DIVIDEND HISTORY



TickerTech.com Jan 1, 2025

## CIVI — 4.4% YIELD

### Civitas Resources Inc

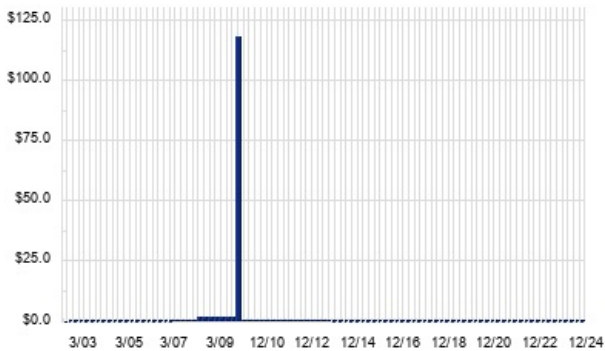


Civitas Resources, Inc. is an independent, domestic oil and gas producer focused on development of its assets in the Denver-Julesburg (DJ) and Permian Basins. Co.'s operations are focused along the Denver-Julesburg (DJ), Delaware and Midland Basins. Its development facilities are located in counties across the Front Range of northern and central Colorado, as well as Southeastern New Mexico and West Texas. Its acreage position in the DJ Basin is about 453,600 net acres and, in the Permian Basin, it is about 68,500 net acres. Co. has a total production of about 280,000 barrels of oil equivalent (BOE).

## OVV — KEY STATS

Name:	Ovintiv Inc
Website:	<a href="http://www.ovintiv.com">www.ovintiv.com</a>
Sector:	<a href="#">Oil &amp; Gas Exploration &amp; Production</a>
36 Month Beta:	0.85
Total Market Cap:	\$10,069,000,000
% Held by Institutions:	81.7%
% Held by ETFs:	21.13%

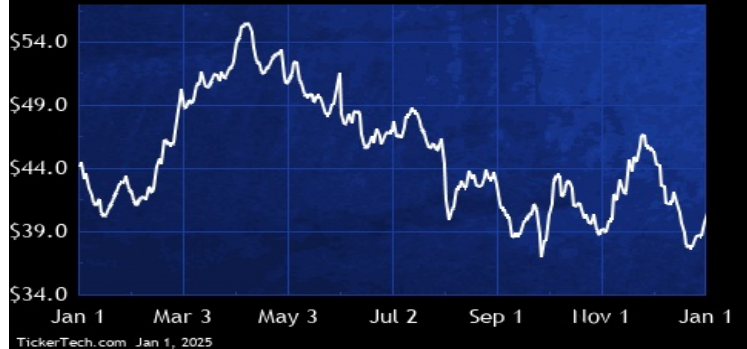
## OVV DIVIDEND HISTORY



TickerTech.com Jan 1, 2025

## OVV — 3.0% YIELD

### Ovintiv Inc

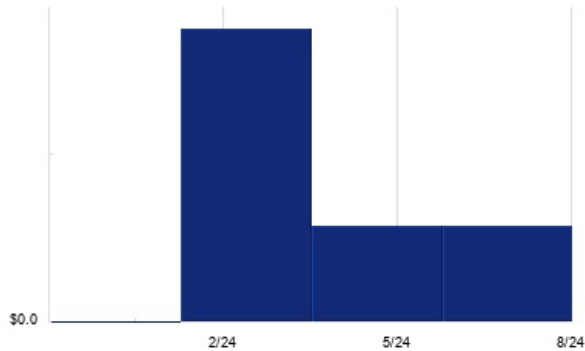


Ovintiv Inc. is an oil and natural gas exploration and production company. Co. is focused on the development of its multi-basin portfolio of top tier oil and natural gas assets located in the U.S. and Canada. Its operations also include the marketing of oil, natural gas liquids (NGLs) and natural gas. Its segments include USA Operations, Canadian Operations, and Market Optimization. USA Operations segment includes the exploration for, development of, and production of oil, NGLs, natural gas and other related activities within the U.S.. Canadian Operations segment includes the exploration for, development of, and production of oil, NGLs, natural gas and other activities within Canada.

## DEC — KEY STATS

Name: Diversified Energy Company Plc  
 Website: [www.dgoc.com](http://www.dgoc.com)  
 Sector: Oil & Gas Exploration & Production

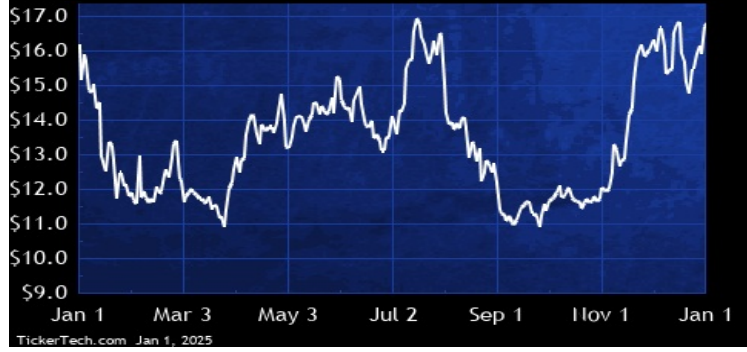
## DEC DIVIDEND HISTORY



TickerTech.com Jan 1, 2025

## DEC — 6.9% YIELD

### Diversified Energy Company Plc

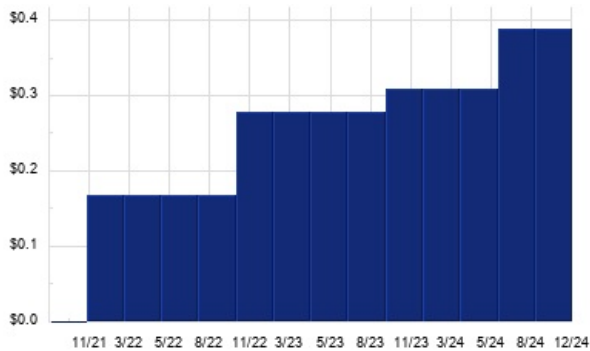


Diversified Energy is an independent energy company engaged in the production, marketing and transportation of primarily natural gas related to its synergistic U.S. onshore upstream and midstream assets. Co.'s assets are located within the Appalachian Basin of the U.S. and have expanded into the Central Region, consisting of the Cotton Valley, Haynesville and Barnett shales located in the states of Louisiana, Texas and Oklahoma.

## CRC — KEY STATS

Name: California Resources Corp  
 Website: [www.crc.com](http://www.crc.com)  
 Sector: Oil & Gas Exploration & Production  
 36 Month Beta: 1.15  
 Total Market Cap: \$4,606,000,000  
 % Held by Institutions: 93.71%  
 % Held by ETFs: 31.92%

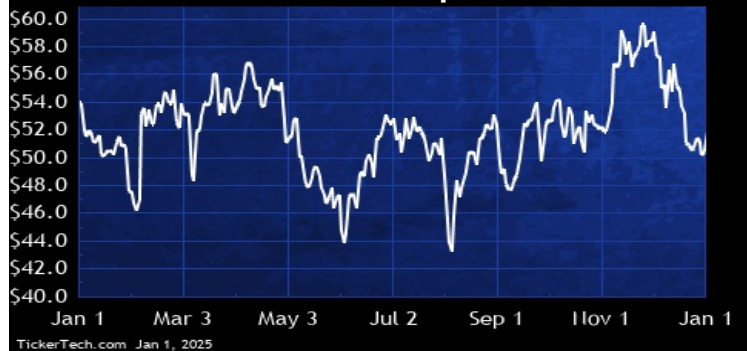
## CRC DIVIDEND HISTORY



TickerTech.com Jan 1, 2025

## CRC — 3.0% YIELD

### California Resources Corp

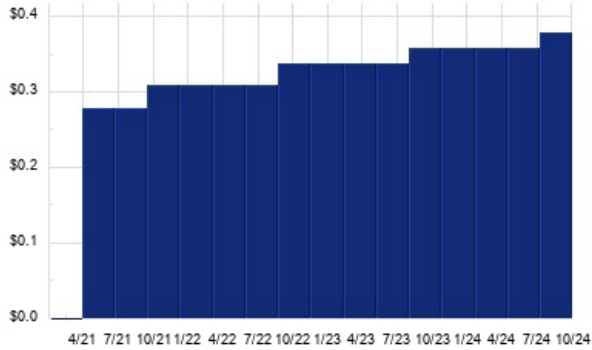


California Resources Corporation is an independent energy and carbon management company committed to energy transition. It produces the lowest carbon intensity oil in the U.S.. It is in the early stages of developing several carbon capture and storage projects in California. Its carbon management business, Carbon TerraVault, is focused on building, installing, operating, and maintaining carbon dioxide (CO2) capture equipment, transportation assets and storage facilities in California. It has operations in oil and gas basins, including San Joaquin Basin, Los Angeles Basin, Sacramento Basin, and other.

## REPX — KEY STATS

Name:	Riley Exploration Permian Inc
Website:	<a href="http://www.tengasco.com">www.tengasco.com</a>
Sector:	<a href="#">Oil &amp; Gas Exploration &amp; Production</a>
36 Month Beta:	1.36
Total Market Cap:	\$658,000,000
% Held by Institutions:	74.83%
% Held by ETFs:	9.96%

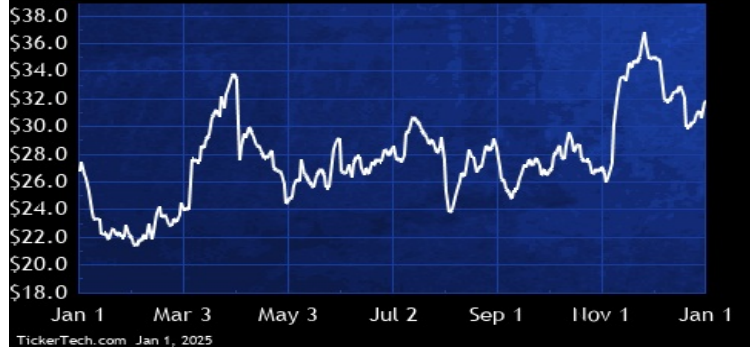
## REPX DIVIDEND HISTORY



TickerTech.com Jan 1, 2025

## REPX — 4.8% YIELD

### Riley Exploration Permian Inc

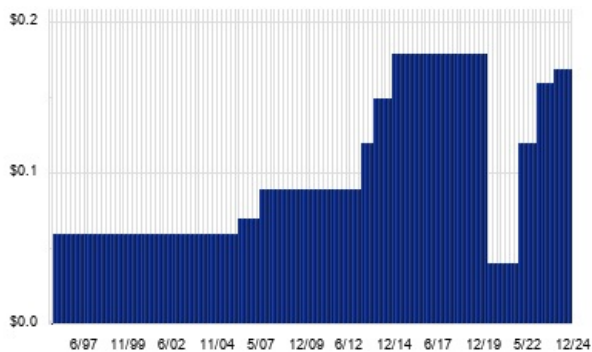


Riley Exploration Permian, Inc., together with its subsidiaries is an independent oil and natural gas company. Co. is focused on the acquisition, exploration, development and production of oil, natural gas, and natural gas liquids. Co. focuses on horizontal drilling and completions applied to conventional formations in the Permian Basin. The Permian Basin is an oil and natural gas producing area located in West Texas and the adjoining area of Southeastern New Mexico covering an area approximately 250 miles wide and 300 miles long, and encompasses several sub-basins, including the Delaware Basin, Midland Basin, Central Basin Platform and Northwest Shelf.

## HAL — KEY STATS

Name:	Halliburton Company
Stock buyback:	<a href="#">HAL buyback</a>
Website:	<a href="http://www.halliburton.com">www.halliburton.com</a>
Sector:	<a href="#">Oil &amp; Gas Equipment &amp; Services</a>
36 Month Beta:	0.81
Total Market Cap:	\$23,535,000,000
% Held by Institutions:	82.4%
% Held by ETFs:	20.16%

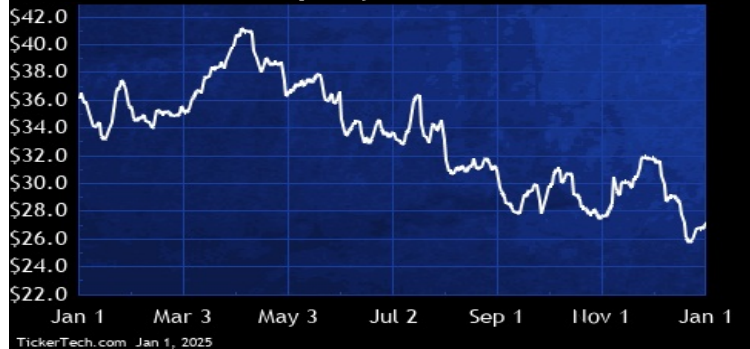
## HAL DIVIDEND HISTORY



TickerTech.com Jan 1, 2025

## HAL — 2.5% YIELD

### Halliburton Company



Halliburton Co. is a provider of products and services to the energy industry. Co. operates through two segments: Completion and Production and the Drilling and Evaluation. Completion and Production segment delivers cementing, stimulation, specialty chemicals, intervention, pressure control, artificial lift, and completion products and services. The segment consists of the product service lines, such as artificial lift, cementing, completion tools, multi-chem, pipeline and process services, production enhancement and production solutions.

 **Energy Stock Channel**

 **Dividend Channel**

Nothing in Dividend Channel is intended to be investment advice, nor does it represent the opinion of, counsel from, or recommendations by BNK Invest Inc. or any of its affiliates, subsidiaries or partners. None of the information contained herein constitutes a recommendation that any particular security, portfolio, transaction, or investment strategy is suitable for any specific person. All viewers agree that under no circumstances will BNK Invest, Inc., its subsidiaries, partners, officers, employees, affiliates, or agents be held liable for any loss or damage caused by your reliance on information obtained. By visiting, using or viewing this site, you agree to the following [Full Disclaimer & Terms of Service](#). Video widget and dividend videos powered by Market News Video. Quote data delayed at least 20 minutes; data powered by Ticker Technologies, and Mergent. [Contact Dividend Channel](#); [Meet Our Editorial Staff](#).

