

## 10 Yield Gushing Energy Stocks

<http://www.energystockchannel.com/>

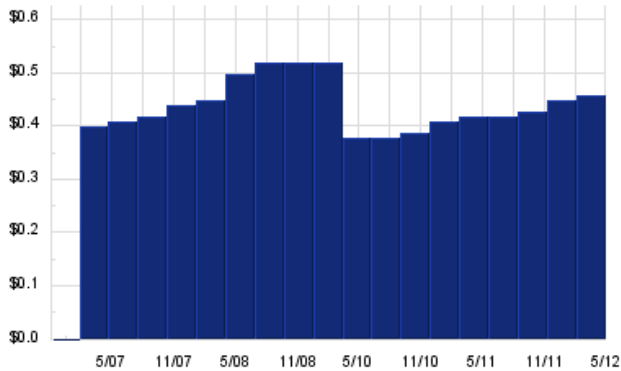
Energy Stock Channel paired our coverage universe of energy stocks, with Dividend Channel's proprietary DividendRank formula, to bring you this list of 10 top ranked energy dividend stocks. The DividendRank formula considers a variety of data – dividend history & yield, book value, quarterly earnings – and compares it to the stock's trading data to come up with certain calculations about profitability and about the stock's valuation (whether we think it looks "cheap" or "expensive"). The result is this list of the top most "interesting" ideas that merit further research.



## BBEP – Key Stats

Name: BreitBurn Energy Partners LP  
Website: [www.breitburn.com](http://www.breitburn.com)  
Sector: Oil & Gas Exploration & Production

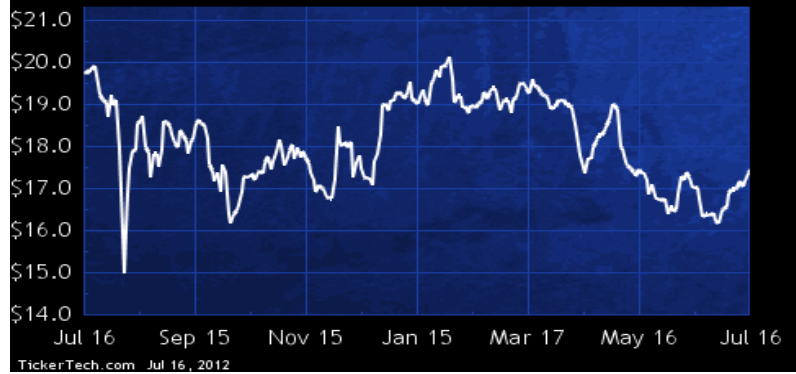
## BBEP Dividend History



TickerTech.com Jul 16, 2012

## BBEP – 10.4% Yield

### BreitBurn Energy Partners LP



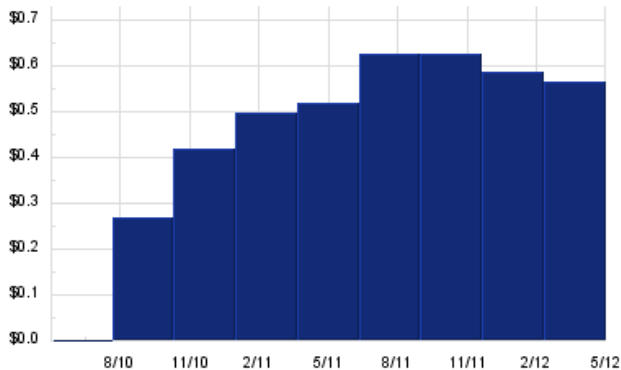
TickerTech.com Jul 16, 2012

BreitBurn Energy Partners is an independent oil and gas partnership focused on the acquisition, exploitation and development of oil and gas properties in the U.S. Co.'s assets consist primarily of producing and non-producing crude oil and natural gas reserves located mainly in the Antrim Shale and other non-Antrim formations in Michigan, the Los Angeles Basin in California, the Wind River and Big Horn Basins in central Wyoming, the Sunniland Trend in Florida and the New Albany Shale in Indiana and Kentucky. As of Dec 31 2010, Co.'s total estimated proved reserves were 118.9 million barrels of oil equivalent, of which approximately 65.0 % was natural gas and 35.0% was crude oil.

## ECT – Key Stats

Name: ECA Marcellus Trust I  
Sector: Oil & Gas Exploration & Production

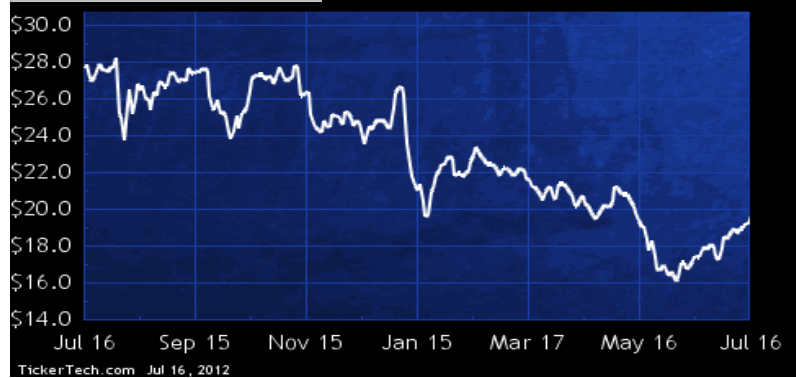
## ECT Dividend History



TickerTech.com Jul 16, 2012

## ECT – 11.7% Yield

### ECA Marcellus Trust I



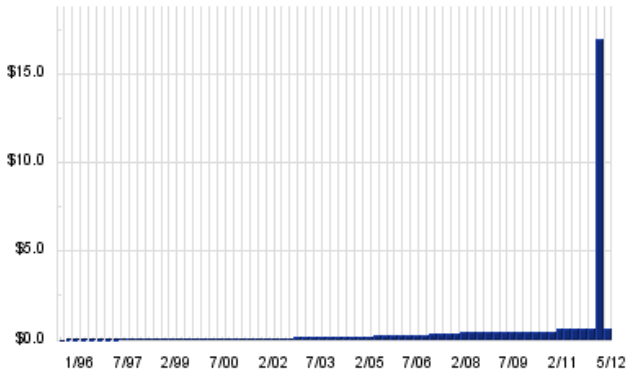
TickerTech.com Jul 16, 2012

ECA Marcellus Trust I is engaged in holding royalties in natural gas wells in the Marcellus Shale formation, in Greene County, PA. As of Dec 31 2010, the total gas reserves attributable to Co.'s interests were 102.40 billion cubic feet.

## COP – Key Stats

Name:	ConocoPhillips
Website:	<a href="http://www.conocophillips.com">www.conocophillips.com</a>
Sector:	Oil & Gas Refining & Marketing
36 Month Beta:	1.30
Total Market Cap:	\$89,543,000,000
% Held by Institutions:	66.2%
% Held by ETFs:	2.58%

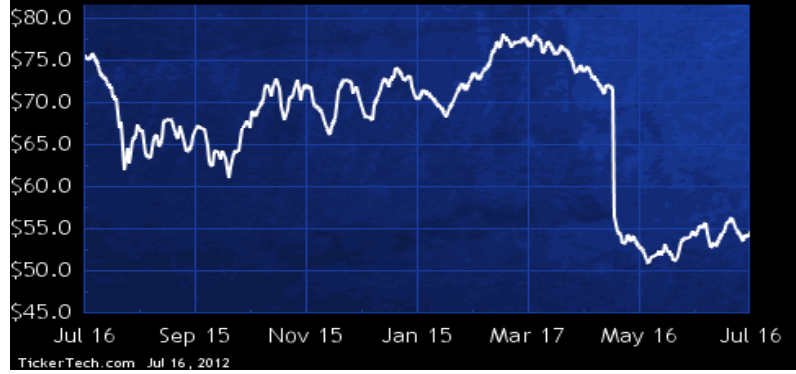
## COP Dividend History



TickerTech.com Jul 16, 2012

## COP – 4.8% Yield

### ConocoPhillips



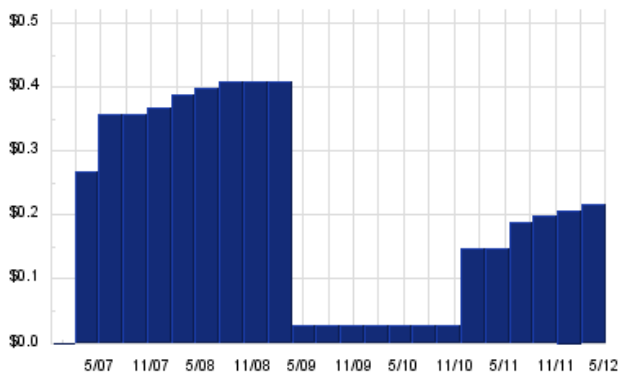
TickerTech.com Jul 16, 2012

ConocoPhillips is an energy company. Exploration and Production segment explores for, produces, transports and markets crude oil, bitumen, natural gas and natural gas liquids. Midstream segment purchases raw natural gas from producers and gathers natural gas. Refining and Marketing segment refines crude oil and other feedstocks; buys, sells and transports crude oil; and buys, transports, distributes and markets petroleum products. LUKOIL Investment segment reflects Co.'s prior investment in OAO LUKOIL. Chemicals segment consists of Co.'s 50% equity investment in Chevron Phillips Chemical Company LLC. Emerging Businesses segment includes the development of new technologies and businesses.

## EROC – Key Stats

Name:	Eagle Rock Energy Partners LP
Website:	<a href="http://www.eaglerockenergy.com">www.eaglerockenergy.com</a>
Sector:	Oil & Gas Equipment & Services
36 Month Beta:	1.16
Total Market Cap:	\$1,224,000,000
% Held by Institutions:	60.77%
% Held by ETFs:	0.01%

## EROC Dividend History



TickerTech.com Jul 16, 2012

## EROC – 9.3% Yield

### Eagle Rock Energy Partners LP



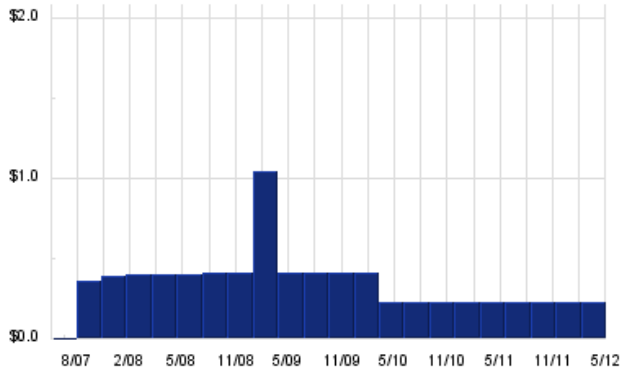
TickerTech.com Jul 16, 2012

Eagle Rock Energy Partners is a limited partnership engaged in the business of gathering, compressing, treating, processing and transporting natural gas, fractionating and transporting natural gas liquids (NGLs) and marketing natural gas, condensate and NGLs in the Texas Panhandle, East Texas/Louisiana, South Texas, West Texas and Gulf of Mexico regions; and acquiring, developing and producing interests in oil and natural gas properties in Southern Alabama, East Texas, South Texas and West Texas. At Dec 31 2010, Co.'s proved reserves included about 38.40 billion cubic feet of natural gas, 8.7 million barrels of crude oil, and 6.2 million barrels of NGLs, of which 89.0% were proved developed.

## CPLP – Key Stats

Name:	Capital Product Partners L.P.
Website:	<a href="http://www.capitalpplp.com">www.capitalpplp.com</a>
Sector:	Oil & Gas Equipment & Services
36 Month Beta:	1.16
Total Market Cap:	\$294,000,000
% Held by Institutions:	64.59%
% Held by ETFs:	0.03%

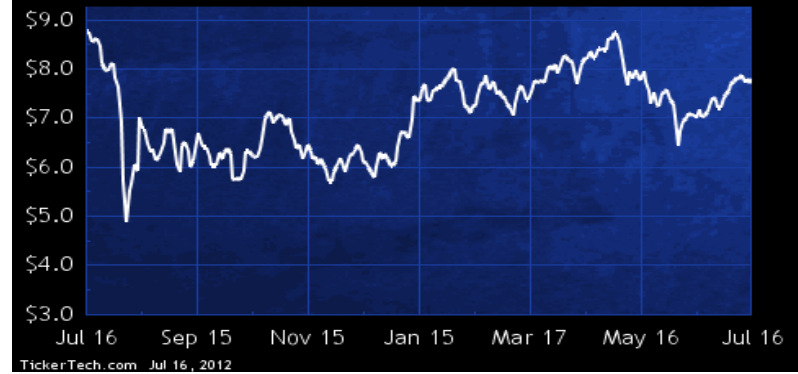
## CPLP Dividend History



TickerTech.com Jul 16, 2012

## CPLP – 11.9% Yield

### Capital Product Partners L.P.



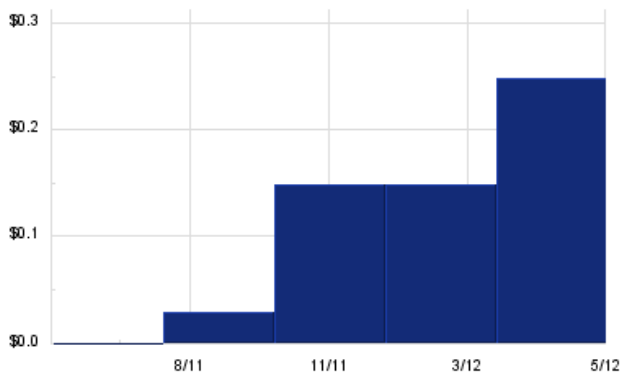
TickerTech.com Jul 16, 2012

Capital Product Partners is an international tanker company and Co.'s vessels trade on a worldwide basis and are capable of carrying crude oil, refined oil products, such as gasoline, diesel, fuel oil and jet fuel, as well as edible oils and certain chemicals such as ethanol. Co.'s fleet consists of 21 double-hull tankers with an average age of approximately 4.6 years as of Jan. 31, 2011, including Ice Class 1A MR product tanker fleet of vessels and carrying capacity with 69% of the fleet total days in 2011 secured under period charter coverage.

## DCIX – Key Stats

Name:	Diana Containerships Inc.
Website:	<a href="http://www.dcontainerships.com">www.dcontainerships.com</a>
Sector:	Transportation & Pipelines

## DCIX Dividend History



TickerTech.com Jul 16, 2012

## DCIX – 13.5% Yield

### Diana Containerships Inc.



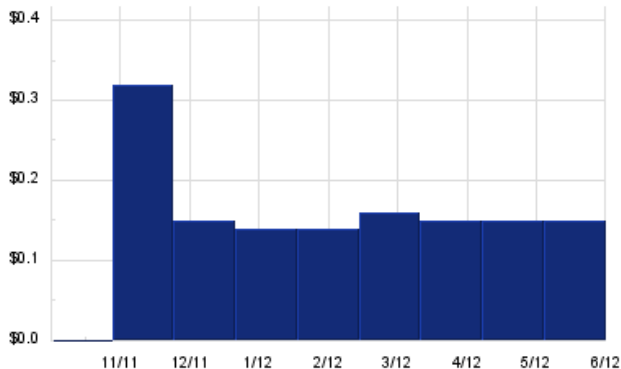
TickerTech.com Jul 16, 2012

Diana Containerships is a holding company. Through its subsidiaries, Co. owns and operates containerships and pursue containership acquisition opportunities. Each of Co.'s vessels is owned by separate wholly-owned subsidiaries.

## NDRO — Key Stats

Name:	Enduro Royalty Trust
Sector:	<a href="#">Oil &amp; Gas Exploration &amp; Production</a>
36 Month Beta:	1.70
Total Market Cap:	\$555,000,000
% Held by Institutions:	NA%
% Held by ETFs:	0.00%

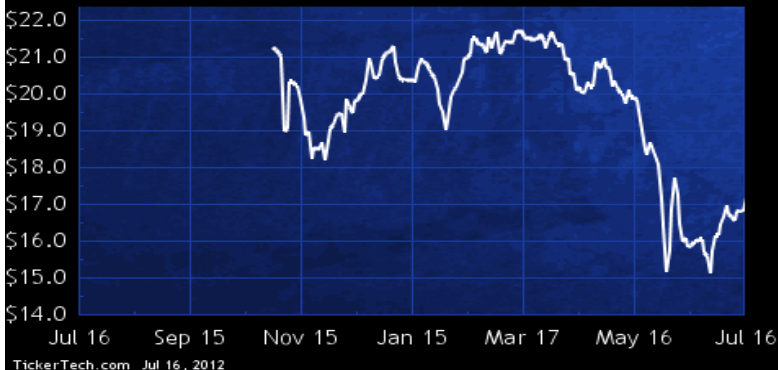
## NDRO Dividend History



TickerTech.com Jul 16, 2012

## NDRO — 10.2% Yield

### Enduro Royalty Trust



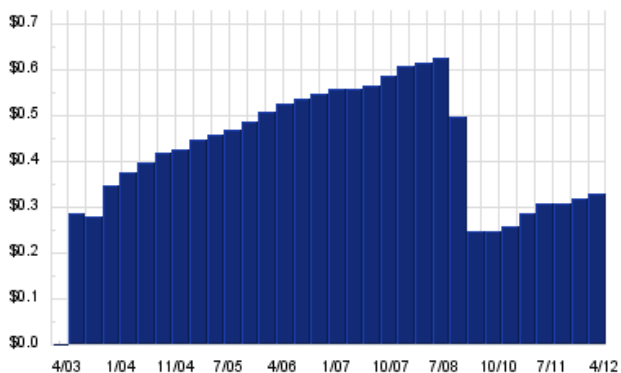
TickerTech.com Jul 16, 2012

Enduro Royalty is a statutory trust which was formed to acquire and hold a net profits interest for the benefit of the Trust unitholders pursuant to an agreement between Enduro Resource Partners LLC ("Enduro"), the Trustee, and Wilmington Trust Company. These interests are in underlying properties consisting of Enduro's interests in specified oil and natural gas properties located in Texas, Louisiana and New Mexico. These properties consist of 30,319 developed oil and natural gas wells at Dec 31 2010, and 30,467 undeveloped oil and natural gas wells.

## XTEX — Key Stats

Name:	Crosstex Energy LP
Website:	<a href="http://www.crosstexenergy.com">www.crosstexenergy.com</a>
Sector:	<a href="#">Oil &amp; Gas Refining &amp; Marketing</a>

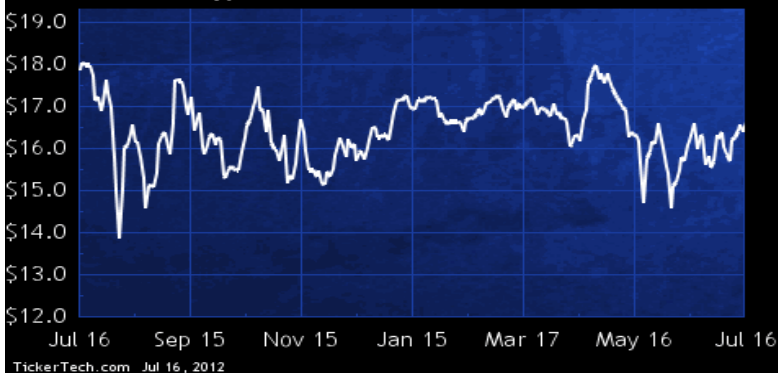
## XTEX Dividend History



TickerTech.com Jul 16, 2012

## XTEX — 7.9% Yield

### Crosstex Energy LP



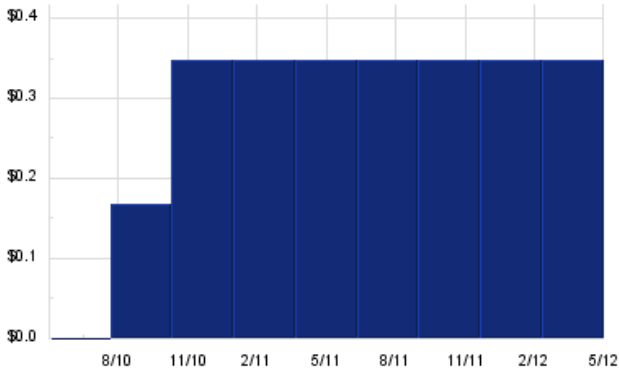
TickerTech.com Jul 16, 2012

Crosstex Energy is engaged in the gathering, processing, transmission and marketing of natural gas and natural gas liquids (NGLs). Co. processes natural gas for the removal of NGLs, fractionate NGLs into purity products and market those products for a fee, transports natural gas and provides natural gas to a variety of markets. Co. purchases natural gas from natural gas producers and other supply sources and sells that natural gas to utilities, industrial consumers, other marketers and pipelines. Co. also purchases natural gas from producers not connected to its gathering systems for resale and sells natural gas on behalf of producers.

## NKA — Key Stats

Name:	Niska Gas Storage Partners LLC
Website:	<a href="http://www.niskapartners.com">www.niskapartners.com</a>
Sector:	<a href="#">Oil &amp; Gas Exploration &amp; Production</a>
36 Month Beta:	0.90
Total Market Cap:	\$437,000,000
% Held by Institutions:	NA%
% Held by ETFs:	0.37%

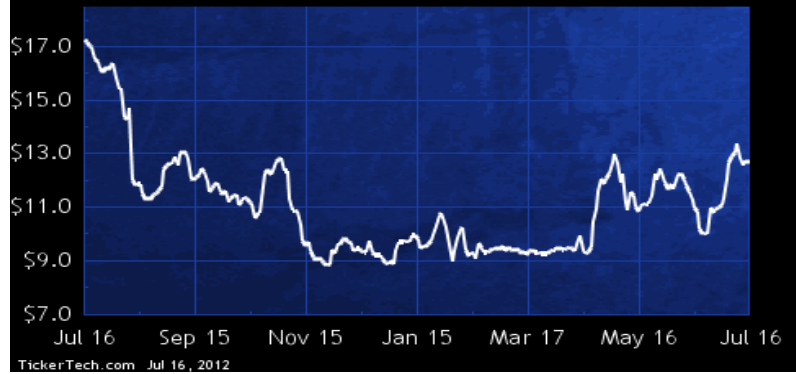
## NKA Dividend History



TickerTech.com Jul 16, 2012

## NKA — 11.0% Yield

### Niska Gas Storage Partners LLC

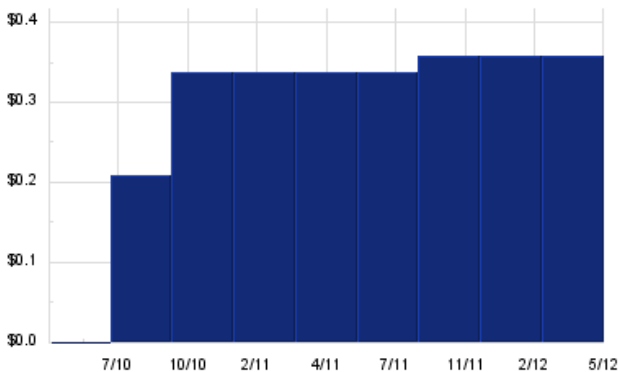


Niska Gas Storage Partners owns and operates natural gas storage assets. Co. stores natural gas for a range of customers, such as financial institutions, marketers, pipelines, power generators, utilities and producers of natural gas. Co. provides storage services under Long-Term Firm contracts, whereby customers pay monthly reservation fees in exchange for the right to inject, store and withdraw volumes of natural gas on days and for periods selected by them. Co. also provides services under Short-Term Firm contracts, whereby customer pays a fixed fee to inject certain quantity of natural gas on a specified date or dates and to store that gas in Co.'s storage facilities until withdrawa.

## PNG — Key Stats

Name:	PAA Natural Gas Storage L P
Website:	<a href="http://www.pnglp.com">www.pnglp.com</a>
Sector:	<a href="#">Oil &amp; Gas Exploration &amp; Production</a>

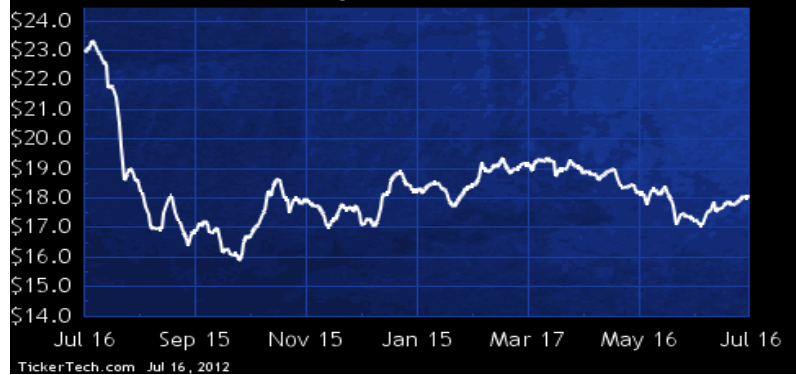
## PNG Dividend History



TickerTech.com Jul 16, 2012

## PNG — 7.9% Yield

### PAA Natural Gas Storage L P



PAA Natural Gas Storage is engaged in acquiring, developing, operating and commercializing management of natural gas storage facilities to a mix of customers, including local gas distribution companies, electric utilities, pipelines, direct industrial users, electric power generators, marketers, producers, liquefied natural gas importers and affiliates of such entities. As of Dec 31 2010, Co. owned and operated two natural gas storage facilities in Louisiana and Michigan that have an aggregate working gas storage capacity of 50.00 billion cubic feet and an aggregate peak injection and withdrawal capacity of 1.70 billion cubic feet per day and 3.20 billion cubic feet per day, respectively.

 **Energy Stock Channel**

 **Dividend Channel**

Nothing in Dividend Channel is intended to be investment advice, nor does it represent the opinion of, counsel from, or recommendations by BNK Invest Inc. or any of its affiliates, subsidiaries or partners. None of the information contained herein constitutes a recommendation that any particular security, portfolio, transaction, or investment strategy is suitable for any specific person. All viewers agree that under no circumstances will BNK Invest, Inc., its subsidiaries, partners, officers, employees, affiliates, or agents be held liable for any loss or damage caused by your reliance on information obtained. By visiting, using or viewing this site, you agree to the following [Full Disclaimer & Terms of Service](#). Video widget and dividend videos powered by Market News Video. Quote data delayed at least 20 minutes; [data powered by Ticker Technologies](#), and Mergent. [Contact Dividend Channel](#); [Meet Our Editorial Staff](#).