

10 Yield Gushing Energy Stocks

<http://www.energystockchannel.com/>

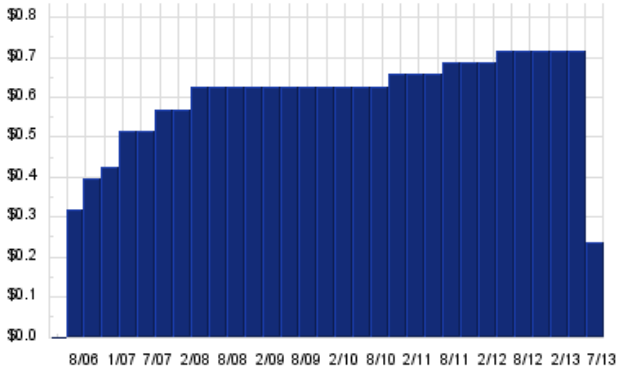
Energy Stock Channel paired our coverage universe of energy stocks, with Dividend Channel's proprietary DividendRank formula, to bring you this list of 10 top ranked energy dividend stocks. The DividendRank formula considers a variety of data – dividend history & yield, book value, quarterly earnings – and compares it to the stock's trading data to come up with certain calculations about profitability and about the stock's valuation (whether we think it looks "cheap" or "expensive"). The result is this list of the top most "interesting" ideas that merit further research.



LINE — Key Stats

Name:	Linn Energy LLC
Website:	www.linnenergy.com
Sector:	Oil & Gas Exploration & Production
36 Month Beta:	0.77
Total Market Cap:	\$5,839,000,000
% Held by Institutions:	23.45%
% Held by ETFs:	0.10%

LINE Dividend History



TickerTech.com Jul 16, 2013

LINE — 11.5% Yield

Linn Energy LLC



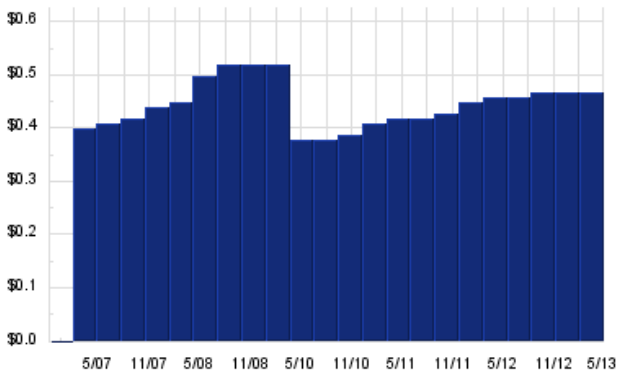
TickerTech.com Jul 16, 2013

Linn Energy is an independent oil and natural gas company. Co.'s properties include: Mid-Continent Deep, which include the Texas Panhandle Deep Granite Wash formation and formations in Oklahoma and Kansas; Mid-Continent Shallow, which include the Texas Panhandle Brown Dolomite formation and formations in Oklahoma, Louisiana and Illinois; Permian Basin, which include areas in West Texas and Southeast New Mexico; Michigan, which include the Antrim Shale formation; California, which include the Brea Olinda Field of the Los Angeles Basin; and Williston Basin, which includes the Bakken formation in North Dakota. At Dec 31 2011, Co.'s proved reserves were 3,370.00 billion cubic feet equivalent.

BBEP — Key Stats

Name:	BreitBurn Energy Partners LP
Website:	www.breitburn.com
Sector:	Oil & Gas Exploration & Production
36 Month Beta:	0.64
Total Market Cap:	\$1,791,000,000
% Held by Institutions:	36.52%
% Held by ETFs:	0.04%

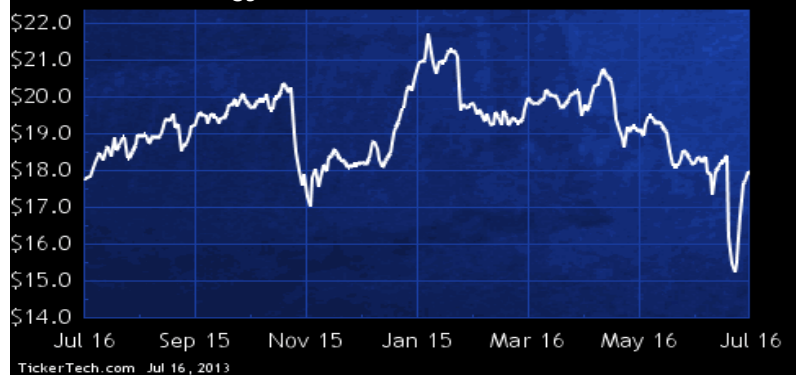
BBEP Dividend History



TickerTech.com Jul 16, 2013

BBEP — 10.6% Yield

BreitBurn Energy Partners LP



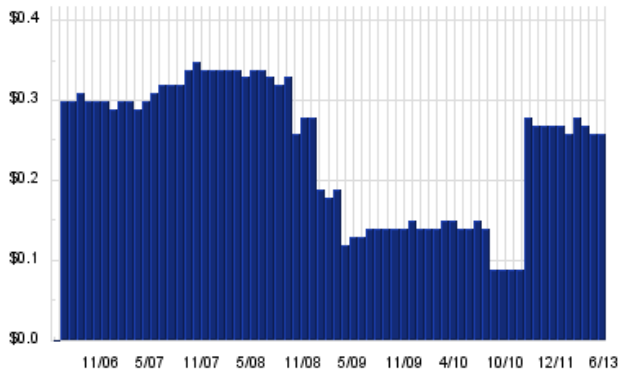
TickerTech.com Jul 16, 2013

BreitBurn Energy Partners is an independent oil and gas partnership focused on the acquisition, exploitation and development of oil and gas properties. Co.'s assets are located in: the Antrim Shale and other non-Antrim formations in Michigan; the Evanston and Green River Basins in southwestern Wyoming; the Wind River and Big Horn Basins in central Wyoming; the Powder River Basin in eastern Wyoming; the Los Angeles Basin in California; the Sunniland Trend in Florida; and the New Albany Shale in Indiana and Kentucky. As of Dec 31 2011, Co.'s total estimated proved reserves were 151.1 million barrels of oil equivalent, of which approximately 65.0 % was natural gas and 35.0% was crude oil.

PWE — Key Stats

Name:	Penn West Petroleum Ltd
Website:	www.pennwest.com
Sector:	Oil & Gas Exploration & Production
36 Month Beta:	2.02
Total Market Cap:	\$5,569,000,000
% Held by Institutions:	36.43%
% Held by ETFs:	0.16%

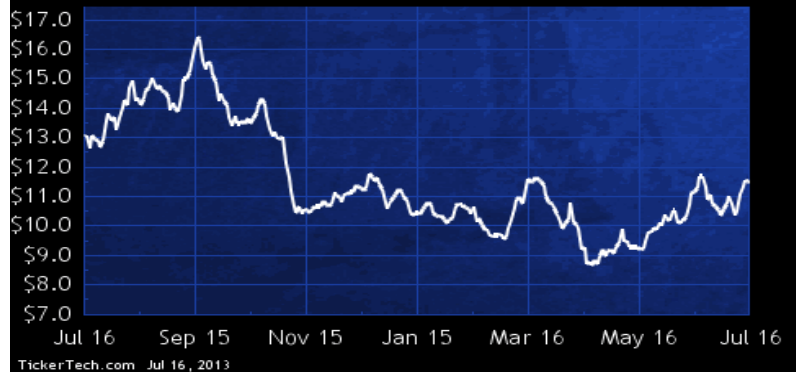
PWE Dividend History



TickerTech.com Jul 16, 2013

PWE — 9.4% Yield

Penn West Petroleum Ltd

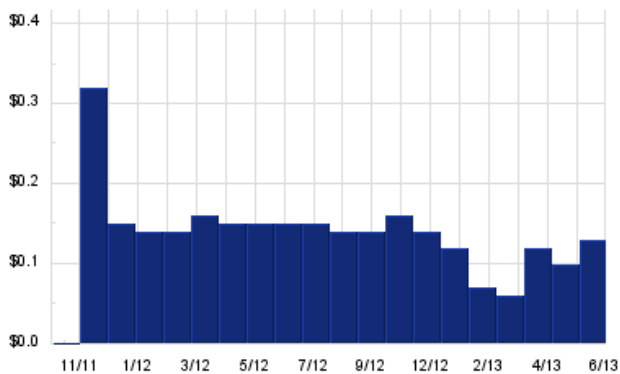


Penn West Petroleum is engaged in the acquisition, exploration, development and production of petroleum and natural gas properties in Canada. As of Dec 31 2012, Co.'s gross proven developed and undeveloped reserves for oil and gas was 445 million barrels of oil equivalent (net: 384 million barrels of oil equivalent).

NDRO — Key Stats

Name:	Enduro Royalty Trust
Website:	www.enduroroyaltytrust.com
Sector:	Oil & Gas Exploration & Production

NDRO Dividend History



TickerTech.com Jul 16, 2013

NDRO — 10.4% Yield

Enduro Royalty Trust

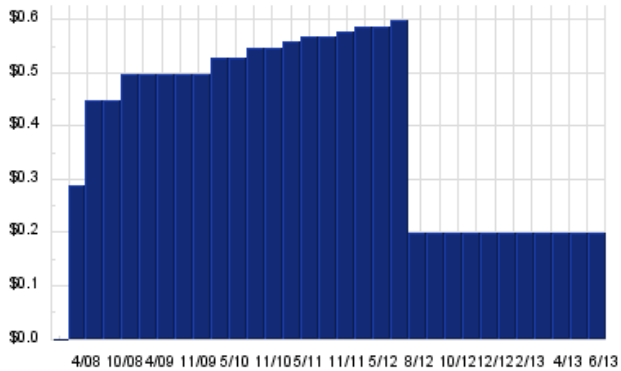


Enduro Royalty Trust is a statutory trust. The business and affairs of Co. is managed by The Bank of New York Mellon Trust Company, N.A. (the Trustee). Co. was created to acquire and hold for the benefit of its unitholders a net profits interest representing the right to receive 80% of the net profits from the sale of oil and natural gas production from certain properties in the states of Texas, Louisiana and New Mexico held by Enduro Resource Partners LLC (Trustor). As of Dec 31 2011, the properties in which Co. holds the Net Profits Interest included interests in 4,278 gross (469 net) producing wells and included 157,627 gross (37,764 net) acres.

VNR — Key Stats

Name: Vanguard Natural Resource LLC
 Website: www.vnrllc.com
 Sector: Oil & Gas Exploration & Production

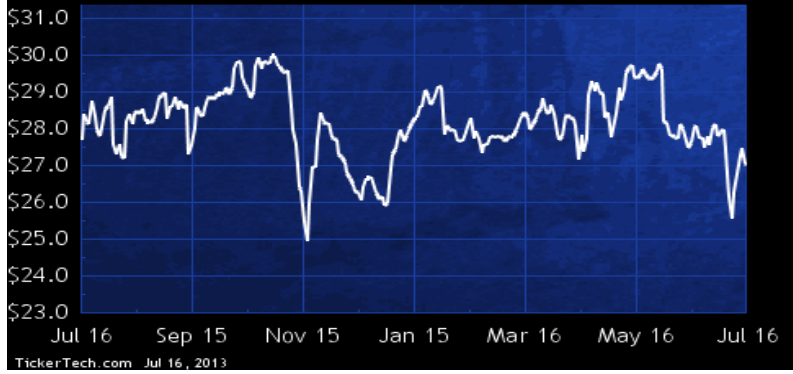
VNR Dividend History



TickerTech.com Jul 16, 2013

VNR — 9.1% Yield

Vanguard Natural Resource LLC



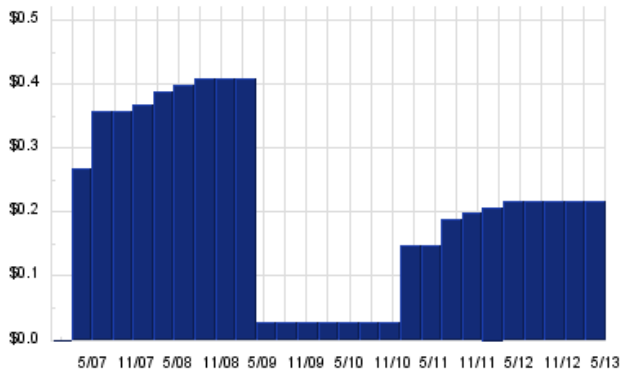
TickerTech.com Jul 16, 2013

Vanguard Natural Resource is engaged in the acquisition and development of oil and natural gas properties. Co. owns properties and oil and natural gas reserves in: the Permian Basin in West Texas and New Mexico; the Big Horn Basin in Wyoming and Montana; the southern portion of the Appalachian Basin, primarily in southeast Kentucky and northeast Tennessee; South Texas; the Williston Basin in North Dakota and Montana; Mississippi; and the Arkoma Basin in Arkansas and Oklahoma. At Dec 31 2011, Co.'s estimated proved developed and undeveloped reserves for crude oil, natural gas, and natural gas liquids were 44.8 million barrels, 163.00 billion cubic feet, and 7.4 million barrels, respectively.

EROC — Key Stats

Name: Eagle Rock Energy Partners LP
 Website: www.eaglerockenergy.com
 Sector: Oil & Gas Equipment & Services
 36 Month Beta: 0.72
 Total Market Cap: \$1,233,000,000
 % Held by Institutions: 66.69%
 % Held by ETFs: 0.04%

EROC Dividend History



TickerTech.com Jul 16, 2013

EROC — 11.4% Yield

Eagle Rock Energy Partners LP



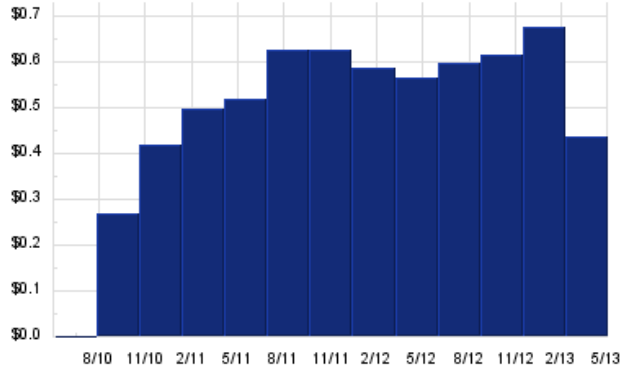
TickerTech.com Jul 16, 2013

Eagle Rock Energy Partners is a domestically-focused limited partnership engaged in the following two businesses: Midstream Business - gathering, compressing, treating, processing, transporting, marketing and trading natural gas; fractionating, transporting and marketing natural gas liquids (NGLs); and crude oil logistics and marketing; and Upstream Business - developing and producing oil and natural gas property interests. At Dec 31 2011, Co.'s proved reserves included about 234.0 billion cubic feet of natural gas, 11.5 million barrels of crude oil, and 11.3 million barrels of NGLs, of which 76% were proved developed.

ECT – Key Stats

Name: ECA Marcellus Trust I
Sector: Rental, Leasing, & Royalty

ECT Dividend History



TickerTech.com Jul 16, 2013

ECT – 18.8% Yield

ECA Marcellus Trust I

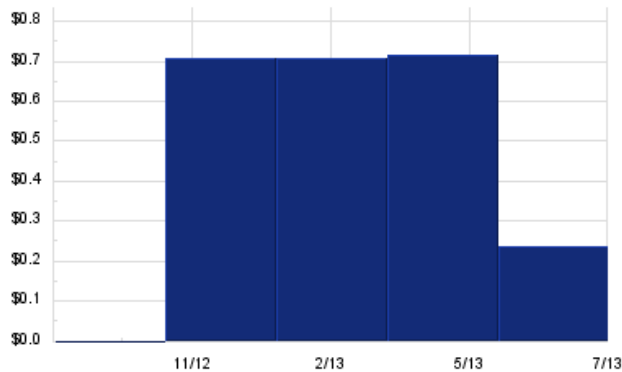


ECA Marcellus Trust I is a statutory trust. At Dec 31 2011, Co. owned royalty interests in 14 producing horizontal natural gas wells producing from the Marcellus Shale formation, all of which were online and were located in Greene County, PA and royalty interests in 31 development wells that were online and producing, and nine development wells that were drilled but awaiting completion procedures in the Marcellus Shale formation. As of Dec 31 2011, the total gas reserves attributable to Co.'s interests were 81.72 billion cubic feet (Bcf). This amount included 67.25 Bcf of proved developed reserves and 14.47 Bcf of proved undeveloped reserves.

LNCO – Key Stats

Name: LinnCo, LLC
Website: www.linnco.com
Sector: Oil & Gas Exploration & Production
36 Month Beta: -0.70
Total Market Cap: \$1,014,000,000
% Held by Institutions: NA%
% Held by ETFs: 0.01%

LNCO Dividend History



TickerTech.com Jul 16, 2013

LNCO – 9.9% Yield

LinnCo, LLC

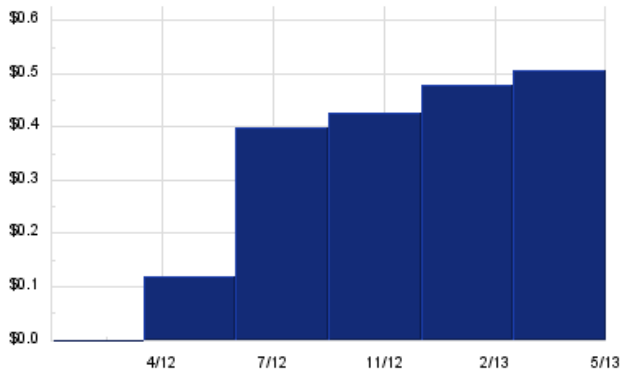


LinnCo is a holding company. Through its subsidiary, LINN Energy, LLC, Co. is an independent oil and natural gas company engaged in developing and acquiring long-life oil and natural gas properties. As of June 30, 2012, Co. had eight exploration and production interests in Mid-Continent; Hugoton Basin; Green River Basin; Permian Basin; Michigan/Illinois; California; Williston/Powder River Basin; and East Texas.

ARP — Key Stats

Name:	Atlas Resource Partners, L.P.
Website:	www.atlasresourcepartners.com
Sector:	Oil & Gas Exploration & Production
36 Month Beta:	0.72
Total Market Cap:	\$941,000,000
% Held by Institutions:	NA%
% Held by ETFs:	0.03%

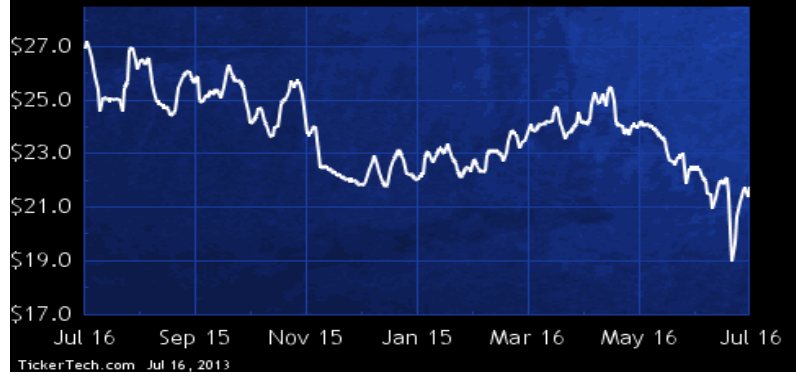
ARP Dividend History



TickerTech.com Jul 16, 2013

ARP — 9.4% Yield

Atlas Resource Partners, L.P.

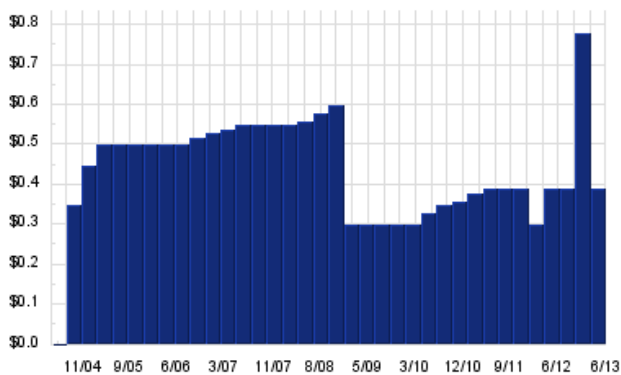


Atlas Resource Partners operates through Atlas Energy E&P Operations, which is an independent developer and producer of natural gas and oil, with operations in the Appalachian Basin, Illinois Basin and the Rocky Mountain region. Co. sponsors and manages tax-advantaged investment partnerships, in which it coinvests, to finance a portion of its natural gas and oil production activities. Co. will look to grow the net production from its natural gas and oil production business as well as the fee-based revenues from its partnership management business.

SFL — Key Stats

Name:	Ship Finance International Ltd
Website:	www.shipfinance.org
Sector:	Oil & Gas Equipment & Services
36 Month Beta:	1.23
Total Market Cap:	\$1,308,000,000
% Held by Institutions:	32.47%
% Held by ETFs:	2.31%

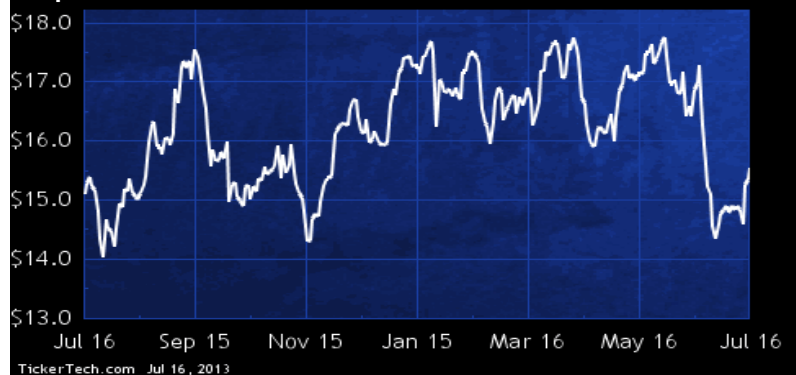
SFL Dividend History



TickerTech.com Jul 16, 2013

SFL — 10.0% Yield

Ship Finance International Ltd



Ship Finance International is holding company. Through its subsidiaries, Co. is engaged in the ownership and operation of vessels and offshore related assets; as well as the charter, purchase and sale of assets. Co. operates through subsidiaries, partnerships and branches located in Bermuda, Cyprus, Malta, Liberia, Norway, Singapore, the United Kingdom and the Marshall Islands. As at April 12, 2013, Co.'s assets consist of 24 oil tankers, 12 drybulk carriers, 11 container vessels (including two chartered-in 13,800 TEU vessels), two car carriers, one jack-up drilling rig, three ultra-deepwater drilling units, six offshore supply vessels and two chemical tankers.

 **Energy Stock Channel**

 **Dividend Channel**

Nothing in Dividend Channel is intended to be investment advice, nor does it represent the opinion of, counsel from, or recommendations by BNK Invest Inc. or any of its affiliates, subsidiaries or partners. None of the information contained herein constitutes a recommendation that any particular security, portfolio, transaction, or investment strategy is suitable for any specific person. All viewers agree that under no circumstances will BNK Invest, Inc., its subsidiaries, partners, officers, employees, affiliates, or agents be held liable for any loss or damage caused by your reliance on information obtained. By visiting, using or viewing this site, you agree to the following [Full Disclaimer & Terms of Service](#). Video widget and dividend videos powered by Market News Video. Quote data delayed at least 20 minutes; [data powered by Ticker Technologies](#), and Mergent. [Contact Dividend Channel](#); [Meet Our Editorial Staff](#).