

10 Yield Gushing Energy Stocks

<http://www.energystockchannel.com/>

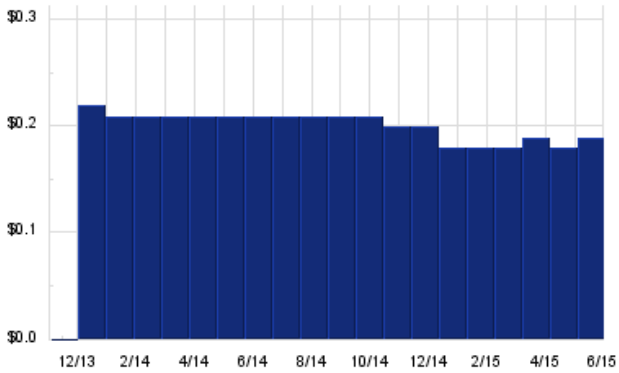
Energy Stock Channel paired our coverage universe of energy stocks, with Dividend Channel's proprietary DividendRank formula, to bring you this list of 10 top ranked energy dividend stocks. The DividendRank formula considers a variety of data – dividend history & yield, book value, quarterly earnings – and compares it to the stock's trading data to come up with certain calculations about profitability and about the stock's valuation (whether we think it looks "cheap" or "expensive"). The result is this list of the top most "interesting" ideas that merit further research.



CPG — Key Stats

Name:	Crescent Point Energy Corp
Website:	www.crescentpointenergy.com
Sector:	Oil & Gas Exploration & Production
36 Month Beta:	1.03
Total Market Cap:	\$9,095,000,000
% Held by Institutions:	47.44%
% Held by ETFs:	0.10%

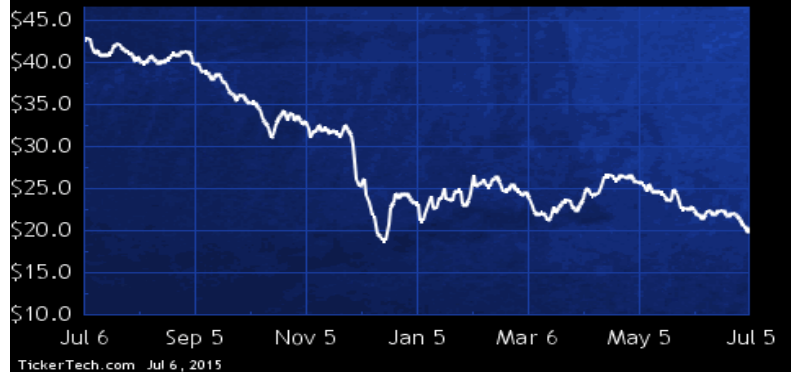
CPG Dividend History



TickerTech.com Jul 3, 2015

CPG — 13.6% Yield

Crescent Point Energy Corp

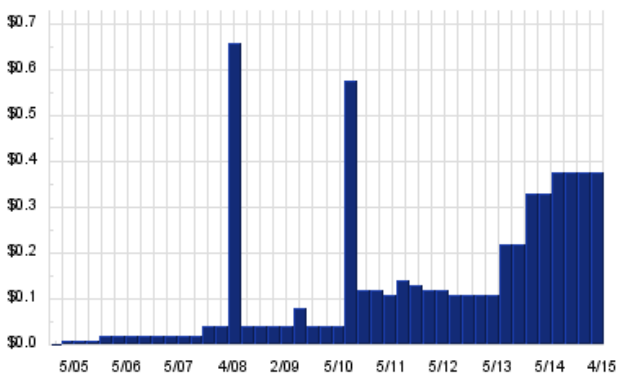


Crescent Point Energy is an oil and gas exploration, development and production company with assets focused in properties comprised of crude oil and natural gas reserves located in Canada and the United States. Co. is engaged in acquiring, developing and holding interests in petroleum and natural gas properties and assets related thereto through a general partnership and wholly owned subsidiaries.

NE — Key Stats

Name:	Noble Corp plc
Stock buyback:	NE buyback
Website:	www.noblecorp.com
Sector:	Oil & Gas Equipment & Services
36 Month Beta:	1.52
Total Market Cap:	\$3,646,000,000
% Held by Institutions:	95.06%
% Held by ETFs:	9.23%

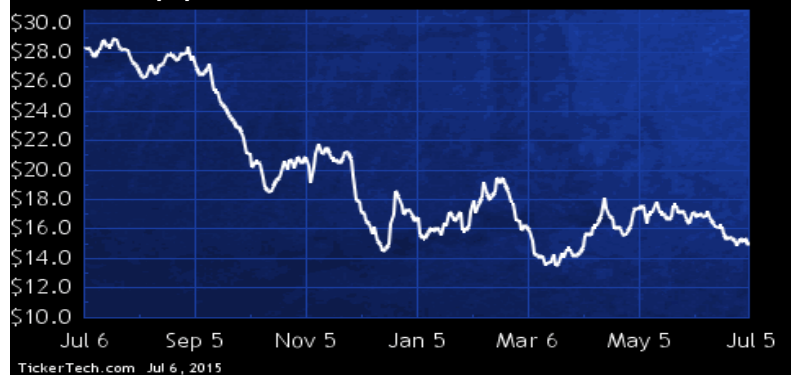
NE Dividend History



TickerTech.com Jul 3, 2015

NE — 10.0% Yield

Noble Corp plc

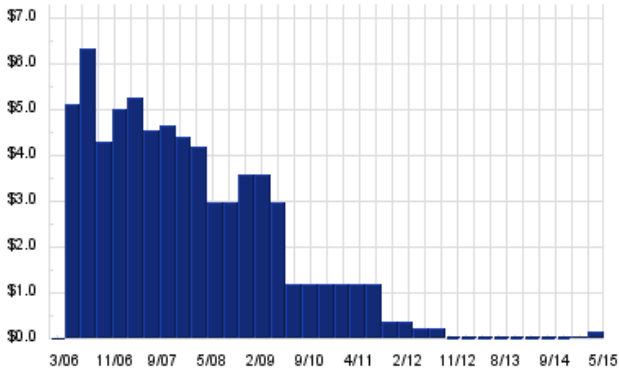


Noble is an offshore drilling contractor for the oil and gas industry. Co. performs contract drilling services with its fleet of mobile offshore drilling units located worldwide. Co. also owns one floating production storage and offloading unit. Co.'s fleet consists of semisubmersibles, drillships and jackups. Co. conducts its contract drilling operations principally in the U.S., Mexico, Brazil, the North Sea, the Mediterranean, West Africa, the Middle East, India, Asia and Australia. In addition, Co. has labor contracts, under which it provides the personnel necessary to manage and perform the drilling operations from a drilling platform owned by the operator.

DHT – Key Stats

Name:	DHT Holdings, Inc.
Website:	www.dhtankers.com
Sector:	Oil & Gas Equipment & Services
36 Month Beta:	1.29
Total Market Cap:	\$748,000,000
% Held by Institutions:	91.1%
% Held by ETFs:	3.17%

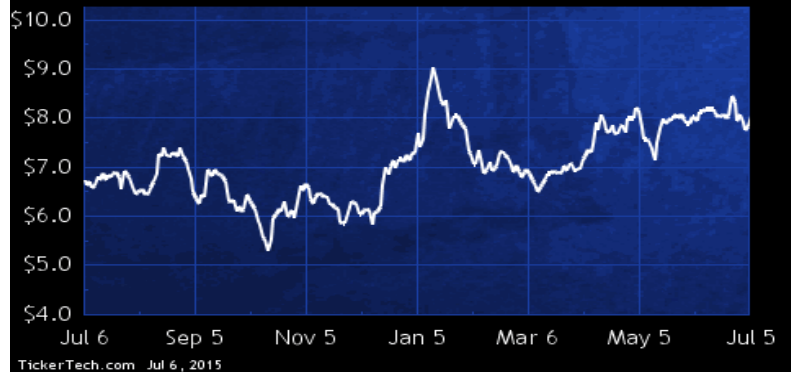
DHT Dividend History



TickerTech.com Jul 3, 2015

DHT – 7.5% Yield

DHT Holdings, Inc.



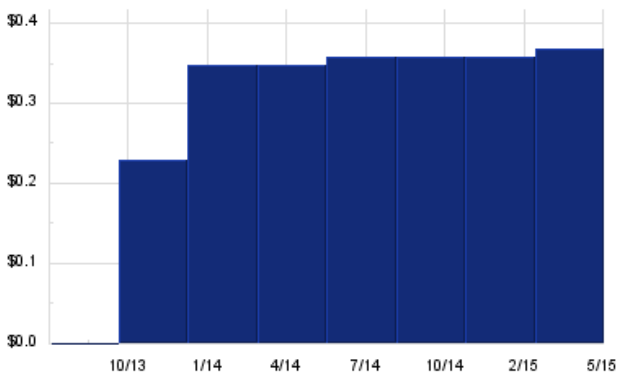
TickerTech.com Jul 6, 2015

Co. is a holding company. Through its subsidiaries, Co. operates a fleet of crude oil tankers. As of Mar. 10, 2015, Co.'s fleet consisted of 18 crude oil tankers, including 14 very large crude carriers, 2 Suezmax tankers, and 2 Aframax tankers. The fleet in operation consists of 14 very large crude carriers, which are tankers ranging in size from 200,000 to 320,000 deadweight tons, two Suezmax tankers, which are tankers ranging in size from 130,000 to 170,000 dwt and two Aframax tankers, which are tankers ranging in size from 80,000 to 120,000 dwt. Co.'s fleet principally operates on international routes and its fleet in operation had a combined carrying capacity of 4,910,160 dwt.

AZUR – Key Stats

Name:	Azure Midstream Partners LP
Website:	www.marlinmidstream.com
Sector:	Oil & Gas Equipment & Services
36 Month Beta:	9.91
Total Market Cap:	\$111,000,000
% Held by Institutions:	NA%
% Held by ETFs:	0.04%

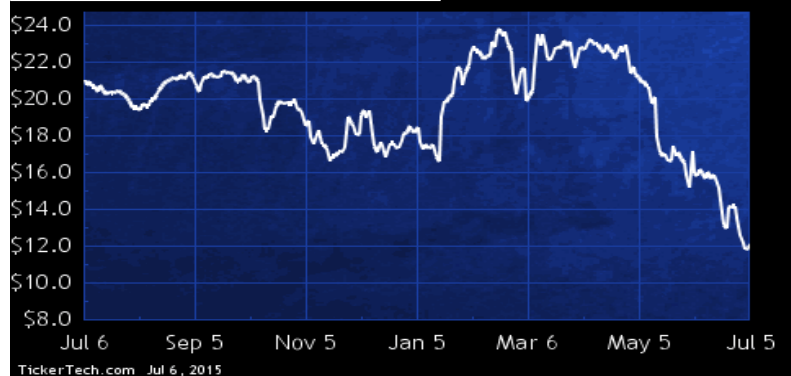
AZUR Dividend History



TickerTech.com Jul 3, 2015

AZUR – 12.1% Yield

Azure Midstream Partners LP



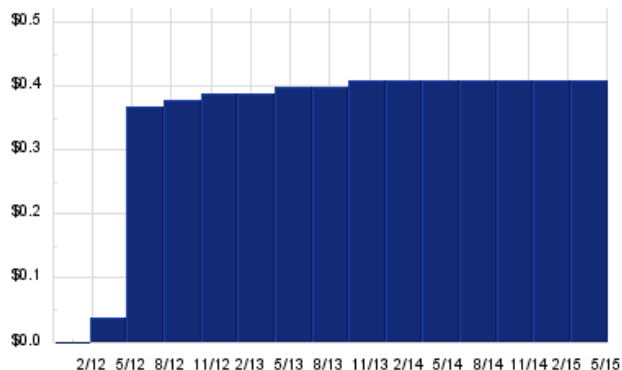
TickerTech.com Jul 6, 2015

Azure Midstream Partners is a midstream energy company that provides natural gas gathering, compression, dehydration, treating, processing, and hydrocarbon dew-point control and transportation services to producers, marketers and third-party pipeline companies, and crude oil transloading services to Associated Energy Services, LP, an affiliate of Co. Co.'s operations are organized into the Midstream Natural Gas Segment, which involves natural gas gathering, compression, dehydration, treating, processing and hydrocarbon dew-point control and transportation services; and the Crude Oil Logistics Segment, which involves crude oil transloading services.

CMLP – Key Stats

Name:	Crestwood Midstream Partners LP (New)
Website:	www.crestwoodlp.com
Sector:	Oil & Gas Equipment & Services
36 Month Beta:	0.99
Total Market Cap:	\$2,139,000,000
% Held by Institutions:	57.31%
% Held by ETFs:	1.05%

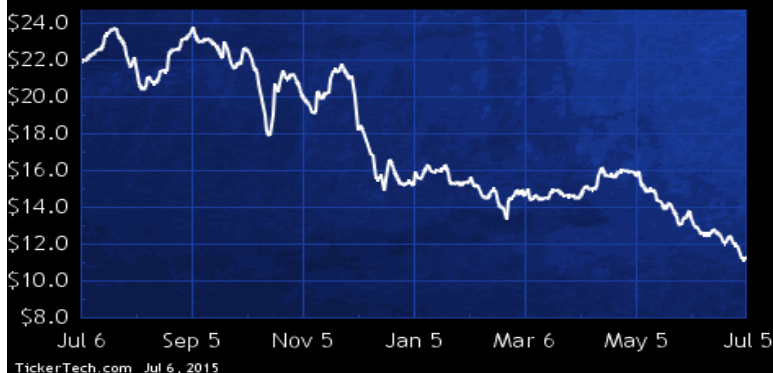
CMLP Dividend History



TickerTech.com Jul 3, 2015

CMLP – 14.4% Yield

Crestwood Midstream Partners LP

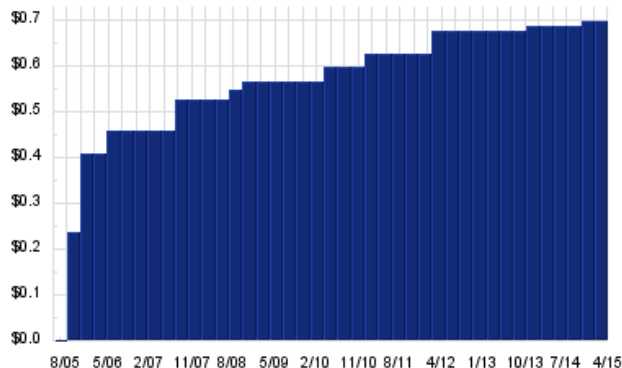


Crestwood Midstream Partners LP is a master limited partnership that develops, acquires, owns and operates fee-based assets and operations in the energy midstream sector. Co. has three segments: gathering and processing, which provides natural gas gathering, processing, treating and compression services in unconventional shale plays in West Virginia, Wyoming, Texas, Arkansas, New Mexico and Louisiana; natural gas liquid (NGL) and crude services, which includes its crude oil rail terminals, the Arrow gathering system, an NGL storage facility, and the operations of its US Salt, LLC subsidiary; and storage and transportation, which consists of its natural gas storage and transportation assets.

TGP – Key Stats

Name:	Teekay LNG Partners LP
Website:	www.teekaylng.com
Sector:	Oil & Gas Equipment & Services
36 Month Beta:	0.43
Total Market Cap:	\$2,310,000,000
% Held by Institutions:	75.07%
% Held by ETFs:	2.79%

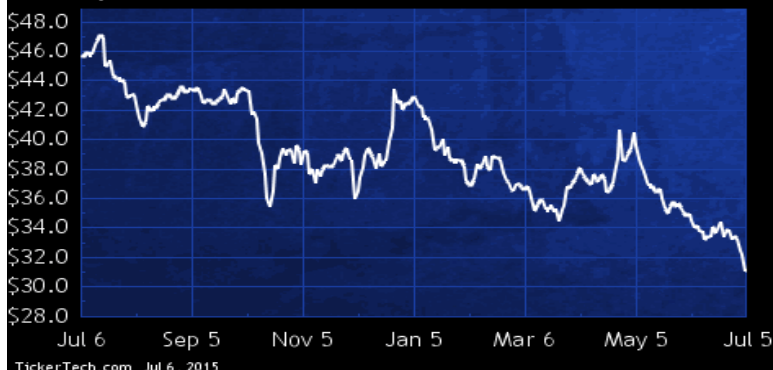
TGP Dividend History



TickerTech.com Jul 4, 2015

TGP – 9.0% Yield

Teekay LNG Partners LP

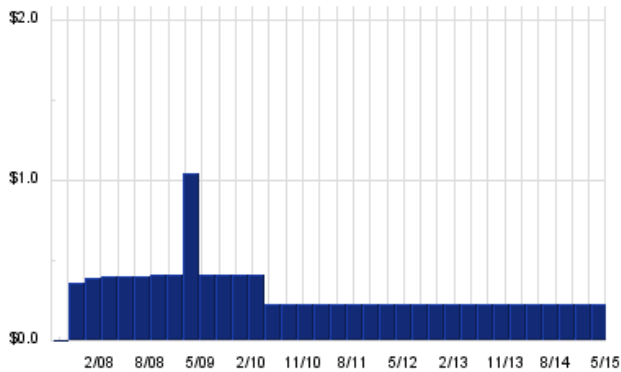


Teekay LNG Partners is a holding company. Co. is an international provider of marine transportation services for liquefied natural gas (LNG), liquefied petroleum gas (LPG) and crude oil. Co.'s fleet consists of 29 LNG carriers (including the six MALT LNG Carriers, four RasGas 3 LNG Carriers, four Angola LNG Carriers, and two Exmar LNG Carriers that are all accounted for under the equity method), 21 LPG carriers (including the 15 Exmar LPG Carriers that are accounted for under the equity method), seven Suezmax-class crude oil tankers, and one Handymax product tanker, all of which are double-hulled.

CPLP – Key Stats

Name:	Capital Product Partners L.P.
Website:	www.capitalpplp.com
Sector:	Oil & Gas Equipment & Services
36 Month Beta:	0.94
Total Market Cap:	\$811,000,000
% Held by Institutions:	49.47%
% Held by ETFs:	6.18%

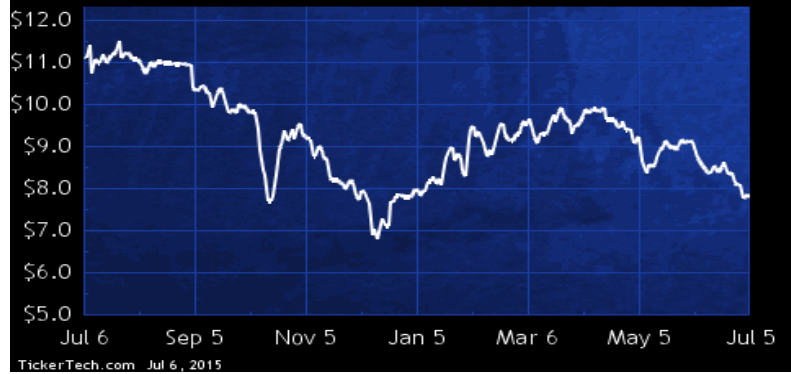
CPLP Dividend History



TickerTech.com Jul 3, 2015

CPLP – 12.1% Yield

Capital Product Partners L.P.

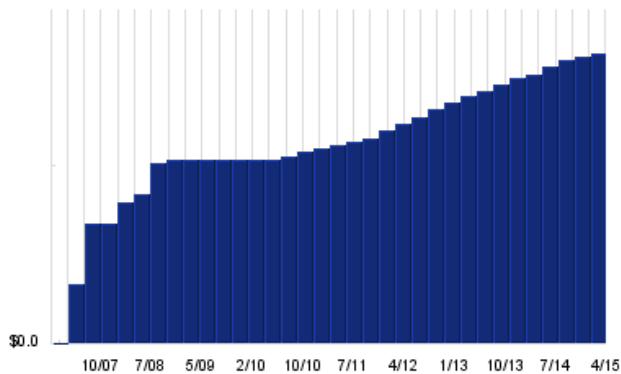


Capital Product Partners is an international tanker company and Co.'s vessels trade on a worldwide basis and are capable of carrying crude oil, refined oil products, such as gasoline, diesel, fuel oil and jet fuel, edible oils and certain chemicals such as ethanol as well as dry cargo and containerized goods. Co.'s fleet consists of 30 modern high specification vessels with an average age of approximately 6.8 years as of Dec 31 2014, consists of four Suezmax crude oil tankers, 18 modern MR tankers all of which are classed as IMO II/III vessels, seven postpanamax container carrier vessels and one Capesize bulk carrier.

NGLS – Key Stats

Name:	Targa Resources Partners LP
Website:	www.targaresources.com
Sector:	Oil & Gas Equipment & Services
36 Month Beta:	0.99
Total Market Cap:	\$6,812,000,000
% Held by Institutions:	70.57%
% Held by ETFs:	0.37%

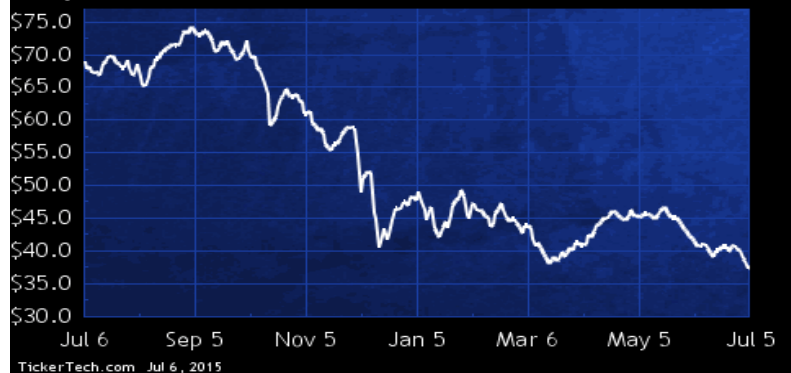
NGLS Dividend History



TickerTech.com Jul 3, 2015

NGLS – 8.7% Yield

Targa Resources Partners LP

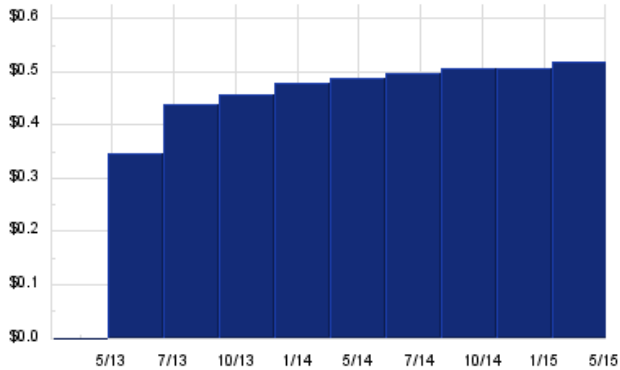


Targa Resources Partners is engaged in the business of gathering, compressing, treating, processing and selling natural gas; storing, fractionating, treating, transporting and selling natural gas liquids (NGLs) and NGL products, including services to liquefied petroleum gas exporters; gathering, storing and terminaling crude oil; and storing, terminaling and selling refined petroleum products. Co. operates in two primary divisions: Gathering and Processing, consisting of two reportable segments, Field Gathering and Processing and Coastal Gathering and Processing; and Logistics and Marketing, consisting of two reportable segments, Logistics Assets and Marketing and Distribution.

USAC – Key Stats

Name:	USA Compression Partners, LP
Website:	www.usacpartners.com
Sector:	Oil & Gas Equipment & Services
36 Month Beta:	0.86
Total Market Cap:	\$596,000,000
% Held by Institutions:	58.07%
% Held by ETFs:	0.01%

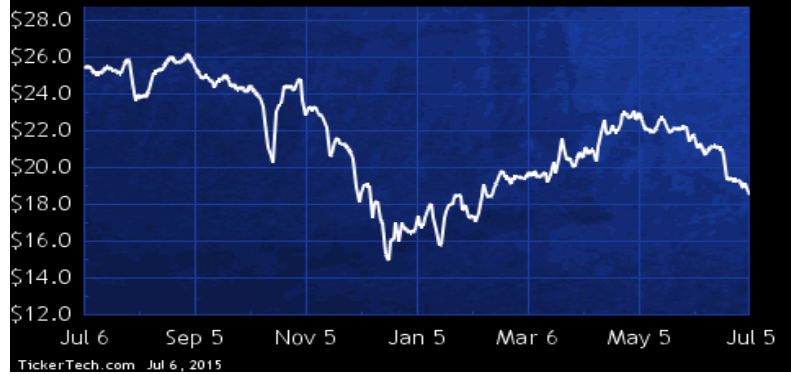
USAC Dividend History



TickerTech.com Jul 3, 2015

USAC – 11.1% Yield

USA Compression Partners, LP

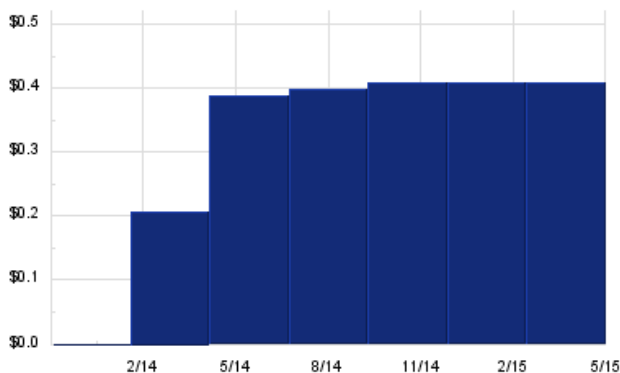


USA Compression Partners is a limited partnership engaged as a provider of compression services to a range of customers including producers, processors, gatherers and transporters of natural gas. As part of its services, Co. engineers, designs, operates, services and repairs its fleet of compression units and maintains related support inventory and equipment. Co. focuses mainly on large horsepower infrastructure applications such as gathering systems, processing facilities, transportation applications and crude oil gas lift. Co. provides compression services in several shale plays, including the Fayetteville, Marcellus, Woodford, Barnett, Eagle Ford, Utica, Permian Basin and Haynesville.

ARCX – Key Stats

Name:	ARC Logistics Partners LP
Website:	www.arcxlp.com
Sector:	Oil & Gas Equipment & Services
36 Month Beta:	0.24
Total Market Cap:	\$121,000,000
% Held by Institutions:	44.02%
% Held by ETFs:	0.06%

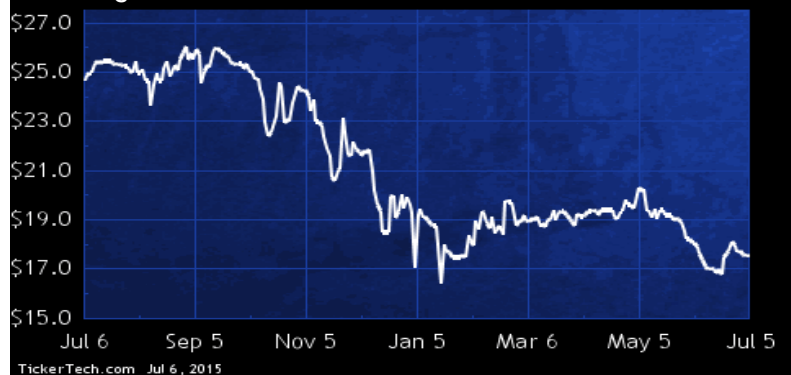
ARCX Dividend History



TickerTech.com Jul 3, 2015

ARCX – 9.3% Yield

ARC Logistics Partners LP



ARC Logistics Partners is engaged in the terminalling, storage, throughput and transloading of crude oil and petroleum products. As of Dec 31 2013, Co.'s energy logistics assets were located in the East Coast, Gulf Coast and Midwest regions of the U.S. and supply a group of third-party customers. As of the same date, Co.'s assets consisted of: 14 terminals in nine states located in the East Coast, Gulf Coast and Midwest regions of the U.S.; two rail transloading facilities near Mobile, AL; and a 10.3% interest in a liquefied natural gas regasification and storage facility in Pascagoula, MS.

 **Energy Stock Channel**

 **Dividend Channel**

Nothing in Dividend Channel is intended to be investment advice, nor does it represent the opinion of, counsel from, or recommendations by BNK Invest Inc. or any of its affiliates, subsidiaries or partners. None of the information contained herein constitutes a recommendation that any particular security, portfolio, transaction, or investment strategy is suitable for any specific person. All viewers agree that under no circumstances will BNK Invest, Inc., its subsidiaries, partners, officers, employees, affiliates, or agents be held liable for any loss or damage caused by your reliance on information obtained. By visiting, using or viewing this site, you agree to the following [Full Disclaimer & Terms of Service](#). Video widget and dividend videos powered by Market News Video. Quote data delayed at least 20 minutes; [data powered by Ticker Technologies](#), and Mergent. [Contact Dividend Channel](#); [Meet Our Editorial Staff](#).