

10 Yield Gushing Energy Stocks

<http://www.energystockchannel.com/>

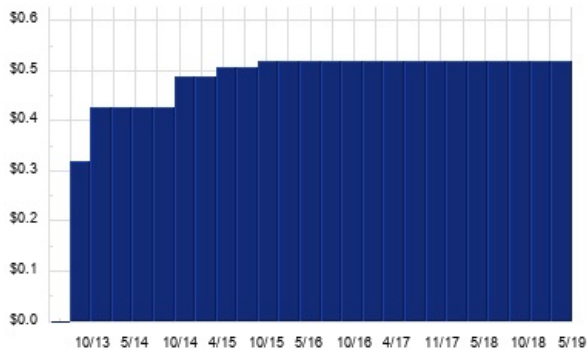
Energy Stock Channel paired our coverage universe of energy stocks, with Dividend Channel's proprietary DividendRank formula, to bring you this list of 10 top ranked energy dividend stocks. The DividendRank formula considers a variety of data – dividend history & yield, book value, quarterly earnings – and compares it to the stock's trading data to come up with certain calculations about profitability and about the stock's valuation (whether we think it looks "cheap" or "expensive"). The result is this list of the top most "interesting" ideas that merit further research.



KNOP — KEY STATS

Name:	KNOT Offshore Partners LP
Stock buyback:	KNOP buyback
Website:	www.knotoffshorepartners.com
Sector:	Oil & Gas Equipment & Services
36 Month Beta:	0.69
Total Market Cap:	\$164,000,000
% Held by Institutions:	40.71%
% Held by ETFs:	5.39%

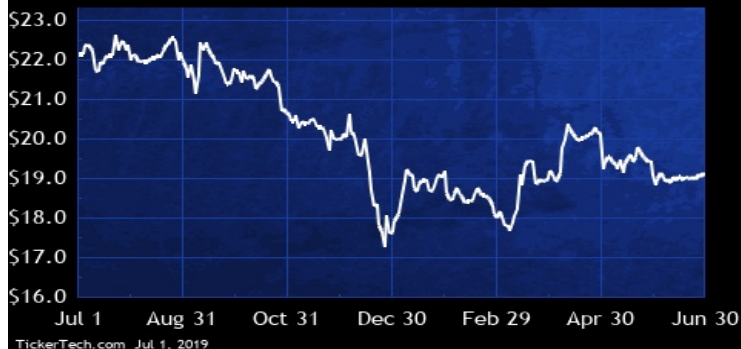
KNOP DIVIDEND HISTORY



TickerTech.com Jun 29, 2019

KNOP — 10.9% YIELD

KNOT Offshore Partners LP

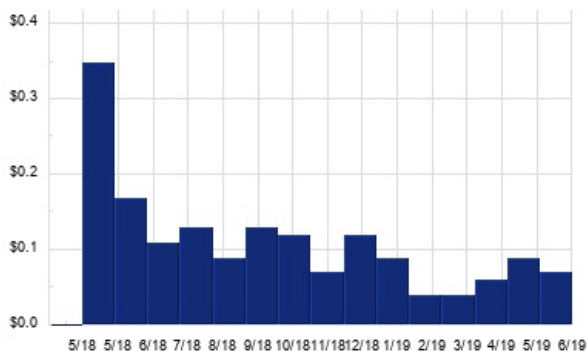


KNOT Offshore Partners is a limited partnership formed to own, operate and acquire shuttle tankers under long-term charters, which Co. defines as charters of five years or more. Co.'s initial fleet of shuttle tankers was contributed to Co. by Knutsen NYK Offshore Tankers AS, or KNOT, which is jointly owned by TS Shipping Invest AS (TSSI), and Nippon Yusen Kaisha (NYK). As of Dec. 31, 2016, Co.'s fleet consists of eleven shuttle tankers. The market for Co.'s services is the offshore oil transportation industry, and Co.'s customers consist primarily of major oil and gas companies, independent oil and gas producers and government-owned oil companies.

PRT — KEY STATS

Name:	PermRock Royalty Trust
Website:	www.permrock.com
Sector:	Oil & Gas Exploration & Production

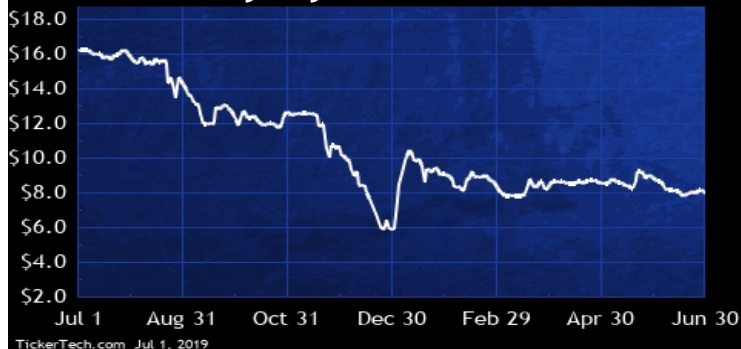
PRT DIVIDEND HISTORY



TickerTech.com Jun 29, 2019

PRT — 10.9% YIELD

PermRock Royalty Trust

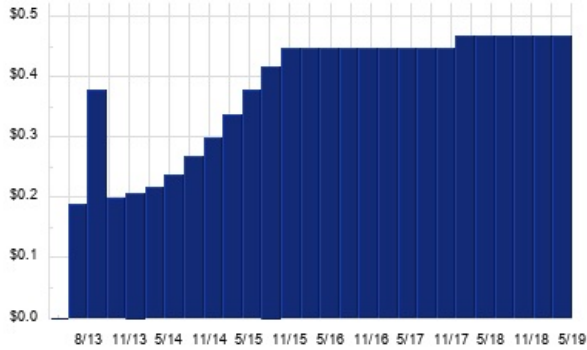


PermRock Royalty is focused on the acquisition, development and operation of oil and natural gas properties in the Permian Basin.

SEMG – KEY STATS

Name:	SemGroup Corp
Website:	www.semgroupcorp.com
Sector:	Oil & Gas Equipment & Services
36 Month Beta:	0.90
Total Market Cap:	\$924,000,000
% Held by Institutions:	100.13%
% Held by ETFs:	15.37%

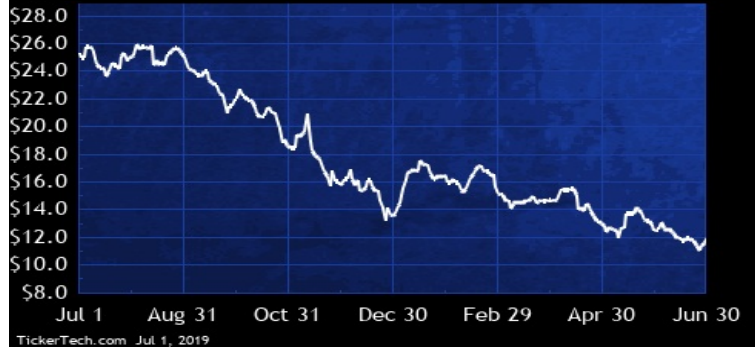
SEMG DIVIDEND HISTORY



TickerTech.com Jun 29, 2019

SEMG – 15.8% YIELD

SemGroup Corp

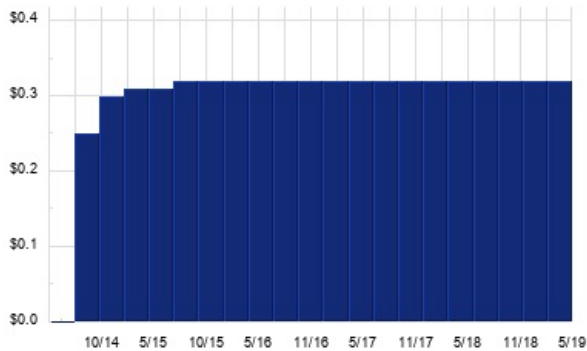


SemGroup provides gathering, transportation, storage, distribution, marketing and other midstream services. Co. segments are: Crude Transportation, which operates crude oil pipelines and a truck transportation business; Crude Facilities, which operates a crude oil storage and terminal business; Crude Supply and Logistics, which operates a crude oil marketing business; Houston Fuel Oil Terminal Company LLC, which stores, blends and transports refinery products and refinery feedstocks via pipeline, barge, rail, truck and ship; SemGas, which provides natural gas gathering, processing and marketing services; and SemCAMS, which owns and operates natural gas processing and gathering facilities.

ENBL – KEY STATS

Name:	Enable Midstream Partners L.P.
Website:	www.enablemidstream.com
Sector:	Oil & Gas Equipment & Services
36 Month Beta:	0.60
Total Market Cap:	\$5,852,000,000
% Held by Institutions:	0%
% Held by ETFs:	0.14%

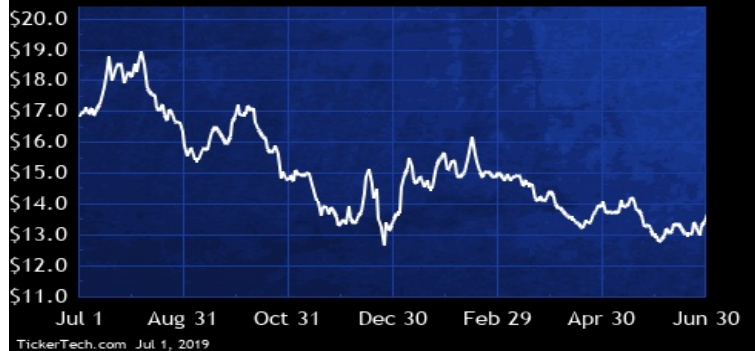
ENBL DIVIDEND HISTORY



TickerTech.com Jun 30, 2019

ENBL – 9.3% YIELD

Enable Midstream Partners L.P.

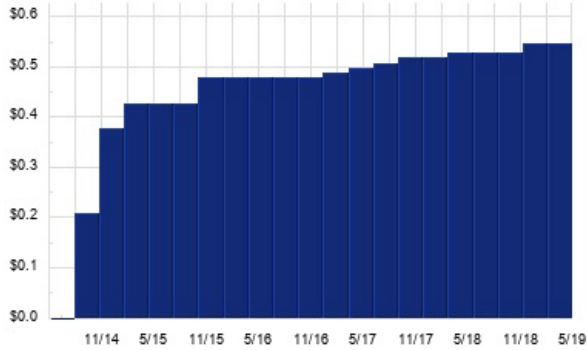


Enable Midstream Partners is engaged in owning, operating and developing midstream energy infrastructure. Co. has two segments: gathering and processing, which provides natural gas and crude oil gathering and natural gas processing services to its producer customers; and transportation and storage, which provides interstate and intrastate natural gas pipeline transportation and storage services primarily to Co.'s producer, power plant, local distribution company and industrial end-user customers. Co.'s natural gas gathering and processing assets are primarily located in Oklahoma, Texas, Arkansas and Louisiana and serve natural gas production in the Anadarko, Arkoma and Ark-La-Tex Basins.

GLOP – KEY STATS

Name:	GasLog Partners LP
Website:	www.gaslogmlp.com
Sector:	Oil & Gas Equipment & Services
36 Month Beta:	0.68
Total Market Cap:	\$966,000,000
% Held by Institutions:	NA%
% Held by ETFs:	1.76%

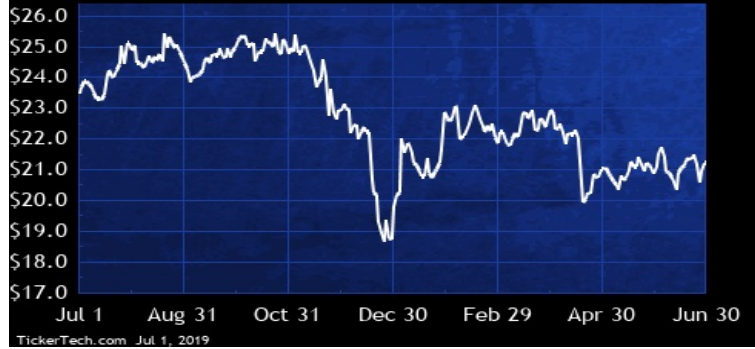
GLOP DIVIDEND HISTORY



TickerTech.com Jun 29, 2019

GLOP – 10.4% YIELD

GasLog Partners LP

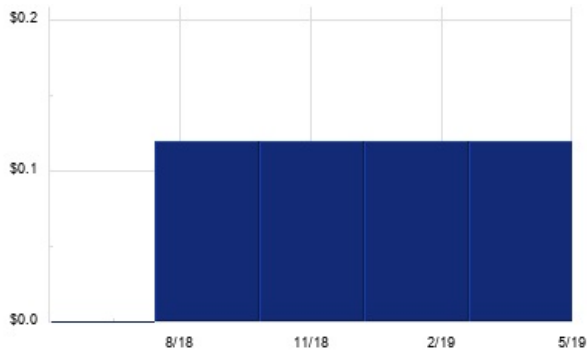


GasLog Partners is a holding company. Co. is a limited partnership formed to own, operate and acquire liquefied natural gas (LNG) carriers engaged in LNG transportation under long-term charters. As of Feb 8 2018, Co. has a fleet of 12 LNG carriers, including seven vessels with TFDE propulsion technology and five Steam vessels. Co. provides services of its ships under time charters. A time charter is a contract for the use of the ship for a specified term at a daily hire rate. Under a time charter, the ship owner provides crewing and other services related to the ship's operation, the cost of which is covered by the hire rate, and the customer is responsible for all of the ship voyage costs.

TUSK – KEY STATS

Name:	Mammoth Energy Services Inc
Website:	www.mammothenergy.com
Sector:	Oil & Gas Exploration & Production
36 Month Beta:	1.60
Total Market Cap:	\$302,000,000
% Held by Institutions:	NA%
% Held by ETFs:	3.60%

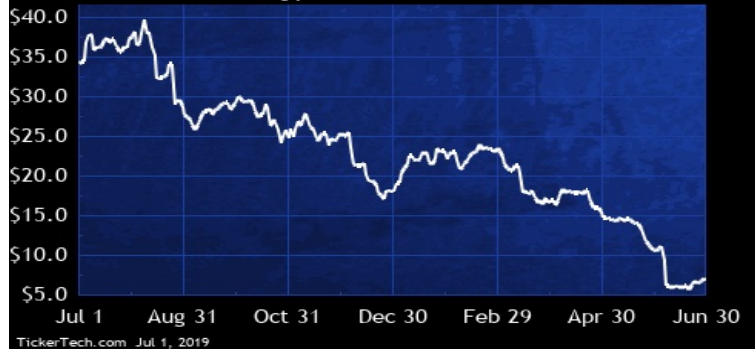
TUSK DIVIDEND HISTORY



TickerTech.com Jun 29, 2019

TUSK – 7.3% YIELD

Mammoth Energy Services Inc

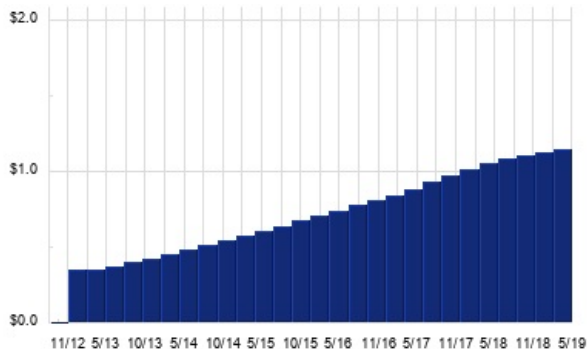


Mammoth Energy Services is an energy service company serving companies engaged in the exploration and development of North American onshore unconventional oil and natural gas reserves and government-funded and private utilities, public investor owned utilities, and co-operative utilities, through its energy infrastructure business. Co.'s services includes: pressure pumping, which provides hydraulic fracturing services; infrastructure, which provides construction, upgrade, maintenance and repair services; natural sand proppant, which mines, processes and sells proppant for hydraulic fracturing; and contract land and directional drilling, which provides drilling rigs and crews for operators.

EQM — KEY STATS

Name:	EQM Midstream Partners LP
Website:	www.eqtmidstreampartners.com
Sector:	Oil & Gas Equipment & Services
36 Month Beta:	1.00
Total Market Cap:	\$8,772,000,000
% Held by Institutions:	0%
% Held by ETFs:	0.15%

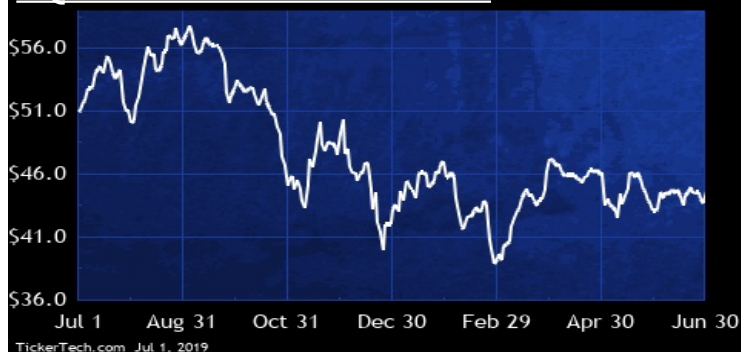
EQM DIVIDEND HISTORY



TickerTech.com Jun 29, 2019

EQM — 10.2% YIELD

EQM Midstream Partners LP

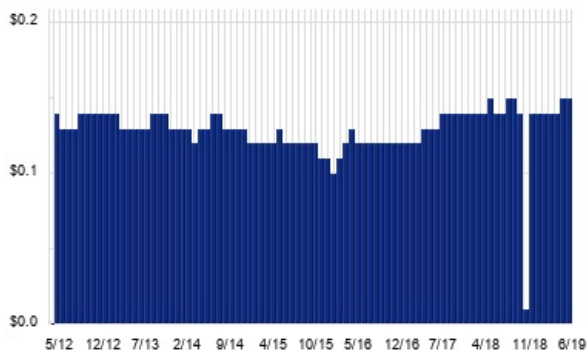


EQM Midstream Partners operates, acquires and develops midstream assets in the Appalachian Basin. Co. provides midstream services to its customers through three primary assets: the gathering system, which delivers natural gas from wells and other receipt points to transmission pipelines; the transmission and storage system, which delivers gas to local demand users and interstate pipelines for access to demand markets; and the water service system, which consists of water pipelines, impoundment facilities, pumping stations, take point facilities and measurement facilities that support well completion activities and collect flowback and produced water for recycling or disposal.

PBA — KEY STATS

Name:	Pembina Pipeline Corp
Website:	www.pembina.com
Sector:	Oil & Gas Equipment & Services
36 Month Beta:	0.81
Total Market Cap:	\$13,662,000,000
% Held by Institutions:	36.67%
% Held by ETFs:	0.21%

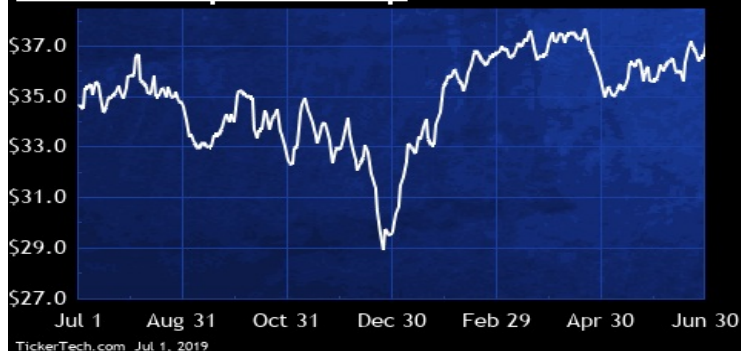
PBA DIVIDEND HISTORY



TickerTech.com Jun 29, 2019

PBA — 6.5% YIELD

Pembina Pipeline Corp

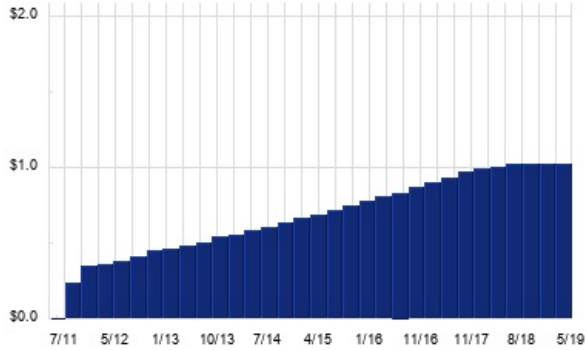


Pembina Pipeline has four operating segments: conventional pipelines business, which is a tariff-based operation consisting of pipelines and related facilities that deliver crude oil and natural gas liquids; oil sands and heavy oil business, which consists of the Syncrude Pipeline, the Cheecham Lateral and the Horizon Pipeline; midstream and marketing business, which consists of Co.'s direct and indirect interest in a storage operation, its direct interest in terminals, storage and hub services under a mixture of short, medium and long-term contractual arrangements; and gas services business which consists of natural gas gathering and processing facilities.

ANDX — KEY STATS

Name:	Andeavor Logistics LP
Website:	www.tesorologistics.com
Sector:	Oil & Gas Equipment & Services
36 Month Beta:	1.15
Total Market Cap:	\$8,872,000,000
% Held by Institutions:	NA%
% Held by ETFs:	0.04%

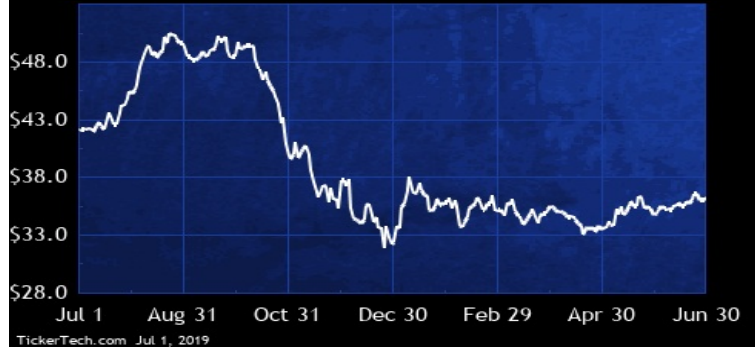
ANDX DIVIDEND HISTORY



TickerTech.com Jun 30, 2019

ANDX — 11.3% YIELD

Andeavor Logistics LP



Andeavor Logistics owns and operates networks of crude oil, refined products and natural gas pipelines, terminals with crude oil and refined products storage capacity, rail loading and offloading facilities, marine terminals including storage, bulk petroleum distribution facilities, a trucking fleet and natural gas processing. Co.'s three segments: Terminalling and Transportation, which provides storage services, transporting refined products, and delivering crude oil; Gathering and Processing, which gathering and transporting crude oil, natural gas and produced water; and Wholesale, which includes the operations of several bulk petroleum distribution plants.

ENLC — KEY STATS

Name:	EnLink Midstream LLC
Website:	www.enlink.com
Sector:	Oil & Gas Equipment & Services
36 Month Beta:	1.69
Total Market Cap:	\$4,794,000,000
% Held by Institutions:	67.53%
% Held by ETFs:	0.20%

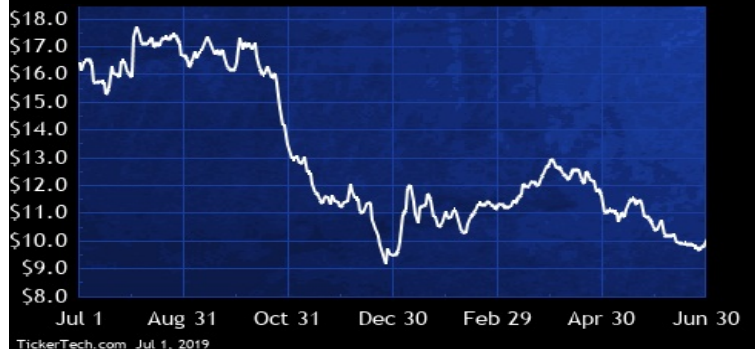
ENLC DIVIDEND HISTORY



TickerTech.com Jul 1, 2019

ENLC — 11.1% YIELD

EnLink Midstream LLC



Enlink Midstream is a holding company. Co.'s assets consist of equity interests in EnLink Midstream Partners, LP (ENLK). ENLK primarily focuses on providing midstream energy services, including: gathering, compressing, treating, processing, transporting, storing, and selling natural gas; fractionating, transporting, storing, and selling natural gas liquids; and gathering, transporting, stabilizing, storing, trans-loading, and selling crude oil and condensate, in addition to brine disposal services. Co.'s midstream energy asset network includes, among others, natural gas processing plants, fractionators, barge and rail terminals, product storage facilities, and brine disposal wells.

 **Energy Stock Channel**

 **Dividend Channel**

Nothing in Dividend Channel is intended to be investment advice, nor does it represent the opinion of, counsel from, or recommendations by BNK Invest Inc. or any of its affiliates, subsidiaries or partners. None of the information contained herein constitutes a recommendation that any particular security, portfolio, transaction, or investment strategy is suitable for any specific person. All viewers agree that under no circumstances will BNK Invest, Inc., its subsidiaries, partners, officers, employees, affiliates, or agents be held liable for any loss or damage caused by your reliance on information obtained. By visiting, using or viewing this site, you agree to the following [Full Disclaimer & Terms of Service](#). Video widget and dividend videos powered by Market News Video. Quote data delayed at least 20 minutes; data powered by Ticker Technologies, and Mergent. [Contact Dividend Channel](#); [Meet Our Editorial Staff](#).