

10 Yield Gushing Energy Stocks

<http://www.energystockchannel.com/>

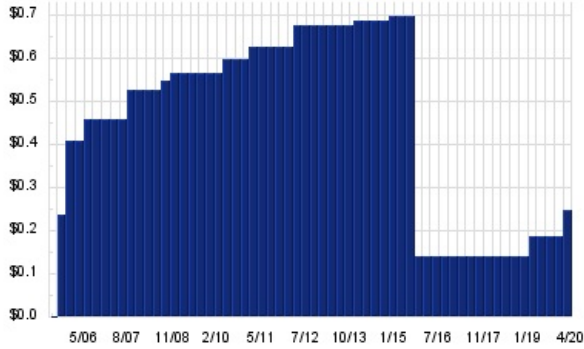
Energy Stock Channel paired our coverage universe of energy stocks, with Dividend Channel's proprietary DividendRank formula, to bring you this list of 10 top ranked energy dividend stocks. The DividendRank formula considers a variety of data – dividend history & yield, book value, quarterly earnings – and compares it to the stock's trading data to come up with certain calculations about profitability and about the stock's valuation (whether we think it looks "cheap" or "expensive"). The result is this list of the top most "interesting" ideas that merit further research.



TGP — KEY STATS

Name:	Teekay LNG Partners LP
Stock buyback:	TGP buyback
Website:	www.teekaylng.com
Sector:	Oil & Gas Equipment & Services
36 Month Beta:	1.39
Total Market Cap:	\$821,000,000
% Held by Institutions:	39.28%
% Held by ETFs:	0.02%

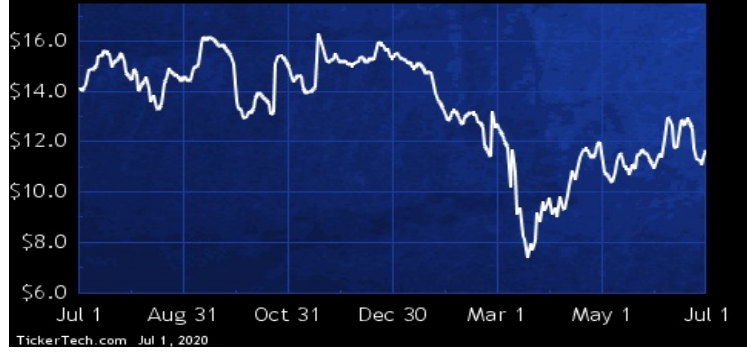
TGP DIVIDEND HISTORY



TickerTech.com Jul 1, 2020

TGP — 8.6% YIELD

Teekay LNG Partners LP

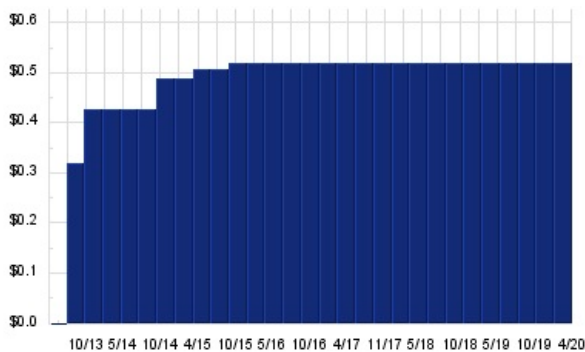


Teekay LNG Partners is an international provider of marine transportation services for liquefied natural gas (LNG), liquefied petroleum gas (LPG) and crude oil. Co. focuses on servicing its customers through its fleet of LNG and LPG carriers under medium to long-term, fixed-rate charters. Co. has three reportable segments, its LNG segment, LPG segment and its conventional tanker segment. Co.'s LNG segment consists of LNG carriers which generally operate under long-term, fixed-rate charters to international energy companies. Co.'s LPG segment consists of LPG and multi-gas carriers which generally operate under voyage charters or time-charters.

KNOP — KEY STATS

Name:	KNOT Offshore Partners LP
Stock buyback:	KNOP buyback
Website:	www.knotoffshorepartners.com
Sector:	Oil & Gas Equipment & Services
36 Month Beta:	1.67
Total Market Cap:	\$118,000,000
% Held by Institutions:	5.53%
% Held by ETFs:	0.95%

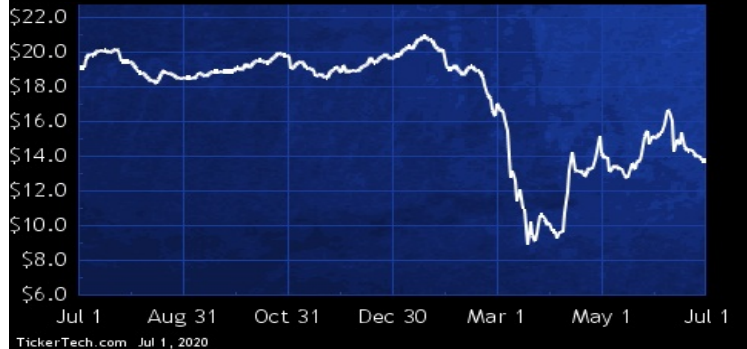
KNOP DIVIDEND HISTORY



TickerTech.com Jul 1, 2020

KNOP — 15.1% YIELD

KNOT Offshore Partners LP

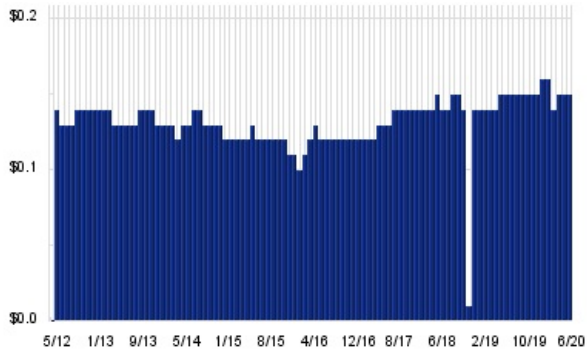


KNOT Offshore Partners is a limited partnership formed to own, operate and acquire shuttle tankers under long-term charters, which Co. defines as charters of five years or more.

PBA — KEY STATS

Name:	Pembina Pipeline Corp
Website:	www.pembina.com
Sector:	Oil & Gas Equipment & Services
36 Month Beta:	1.62
Total Market Cap:	\$8,842,000,000
% Held by Institutions:	76.42%
% Held by ETFs:	0.22%

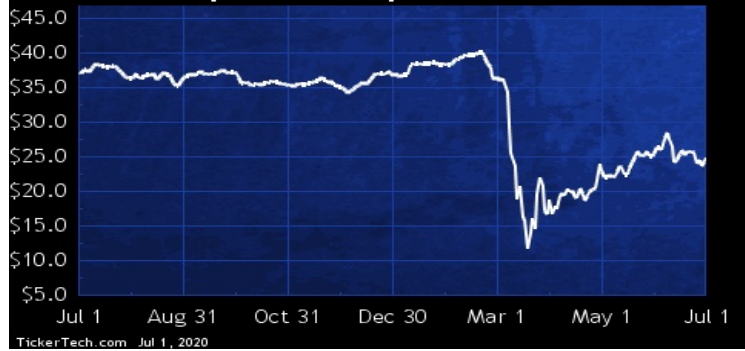
PBA DIVIDEND HISTORY



TickerTech.com Jul 1, 2020

PBA — 10.1% YIELD

Pembina Pipeline Corp

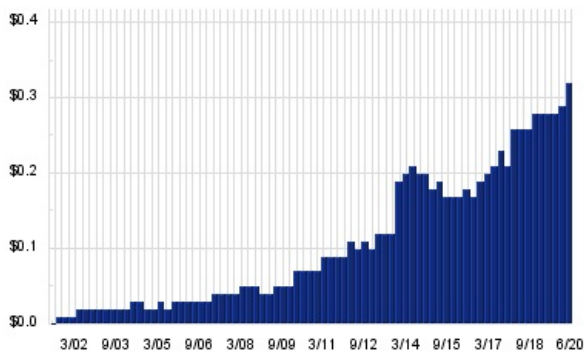


Pembina Pipeline has four operating segments: conventional pipelines business, which is a tariff-based operation consisting of pipelines and related facilities that deliver crude oil and natural gas liquids; oil sands and heavy oil business, which consists of the Syncrude Pipeline, the Cheecham Lateral and the Horizon Pipeline; midstream and marketing business, which consists of Co.'s direct and indirect interest in a storage operation, its direct interest in terminals, storage and hub services under a mixture of short, medium and long-term contractual arrangements; and gas services business which consists of natural gas gathering and processing facilities.

CNQ — KEY STATS

Name:	Canadian Natural Resources Ltd
Stock buyback:	CNQ buyback
Website:	www.cnrl.com
Sector:	Oil & Gas Exploration & Production
36 Month Beta:	1.75
Total Market Cap:	\$18,966,000,000
% Held by Institutions:	65.56%
% Held by ETFs:	0.03%

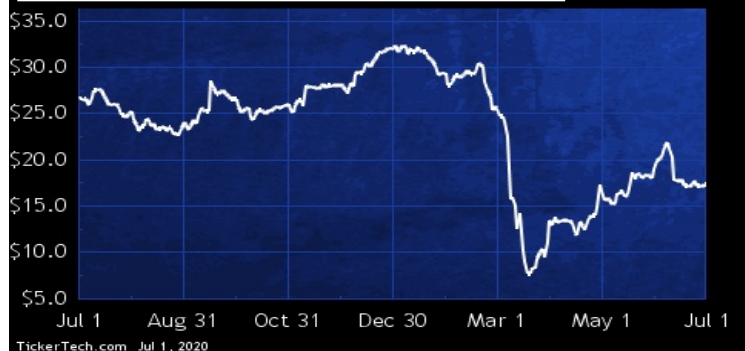
CNQ DIVIDEND HISTORY



TickerTech.com Jul 1, 2020

CNQ — 7.2% YIELD

Canadian Natural Resources Ltd

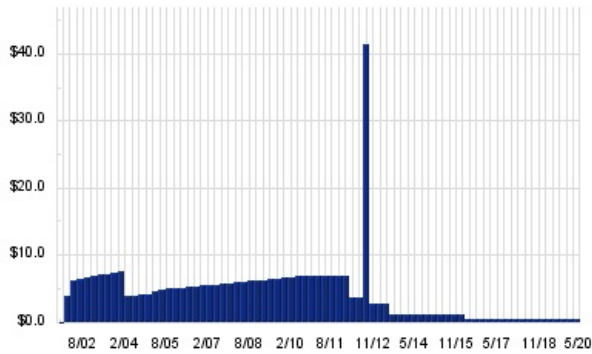


Canadian Natural Resources is an independent crude oil and natural gas exploration, development and production company. Co.'s exploration and production operations are focused in North America, largely in Western Canada; the U.K. portion of the North Sea; and Côte d'Ivoire, Gabon, and South Africa in Offshore Africa. Co. had total proved reserves of 5.71 billion barrels of oil equivalent. Co.'s gross proved crude oil, bitumen (thermal oil), synthetic crude oil and natural gas liquids reserves totaled 4.70 billion barrels and its gross proved natural gas reserves totaled 6,106.00 billion cubic feet.

CEQP – KEY STATS

Name:	Crestwood Equity Partners LP
Website:	www.crestwoodlp.com
Sector:	Oil & Gas Equipment & Services
36 Month Beta:	4.43
Total Market Cap:	\$1,008,000,000
% Held by Institutions:	64.05%
% Held by ETFs:	0.44%

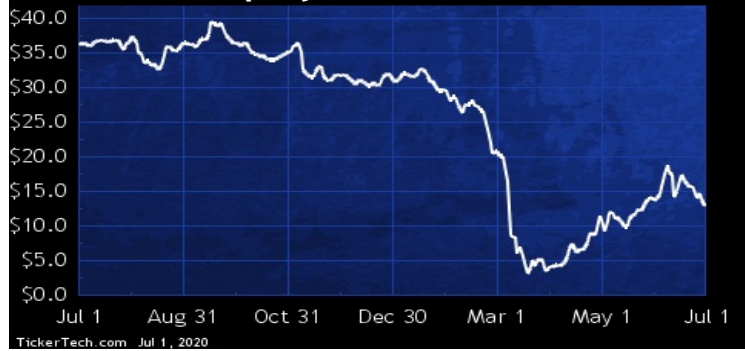
CEQP DIVIDEND HISTORY



TickerTech.com Jul 1, 2020

CEQP – 19.1% YIELD

Crestwood Equity Partners LP



Crestwood Equity Partners is a holding company. Through its subsidiary, Co. develops, acquires, owns or controls, and operates assets and operations within the energy midstream sector. Co.'s segments are: gathering and processing, which provides gathering and transportation services and processing, treating and compression services to producers; storage and transportation, which provides crude oil and natural gas storage and transportation services to producers, utilities and other customers; and marketing, supply and logistics, which provides natural gas liquid, crude oil and natural gas marketing, storage and transportation services to producers, refiners, marketers and other customers.

TOT – KEY STATS

Name:	Total SA
Website:	www.total.com
Sector:	Oil & Gas Exploration & Production
36 Month Beta:	0.70
Total Market Cap:	\$101,060,000,000
% Held by Institutions:	6.52%
% Held by ETFs:	0.00%

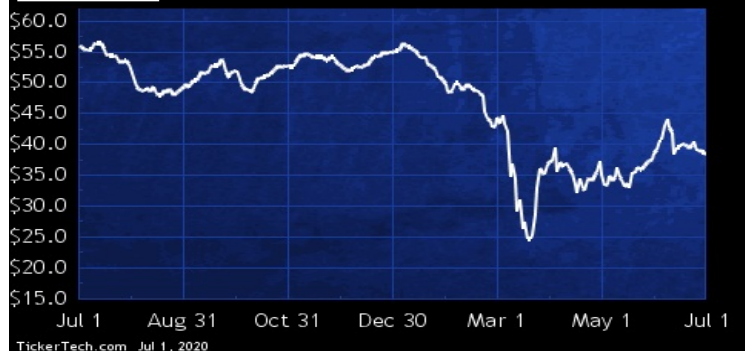
TOT DIVIDEND HISTORY



TickerTech.com Jul 1, 2020

TOT – 8.0% YIELD

Total SA



Total is an international integrated oil and gas company also active in solar and biomass energy sources. Co. engages all aspects of the petroleum industry, including Upstream operations (oil and gas exploration, development and production, and LNG (Liquefied Natural Gas)) and Downstream operations (refining, petrochemicals, specialty chemicals, marketing and marketing and trading and shipping of crude oil and petroleum products). In addition, Co. is engaged in the coal mining and power generation sectors. Co.'s worldwide operations are conducted through three business segments: Upstream, Refining & Chemicals, and Marketing & Services.

DHT – KEY STATS

Name:	DHT Holdings Inc
Website:	www.dhtankers.com
Sector:	Oil & Gas Equipment & Services
36 Month Beta:	-0.41
Total Market Cap:	\$740,000,000
% Held by Institutions:	63.54%
% Held by ETFs:	3.47%

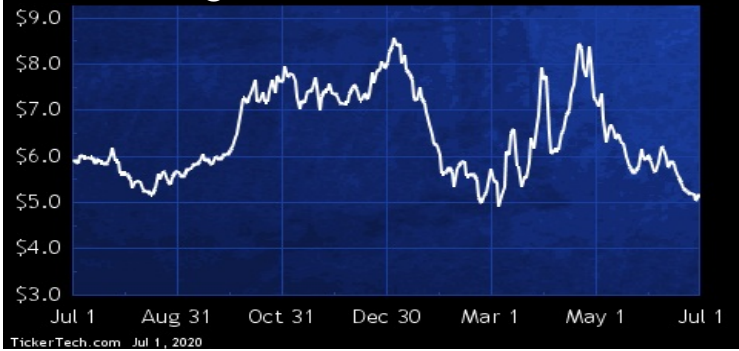
DHT DIVIDEND HISTORY



TickerTech.com Jul 1, 2020

DHT – 27.3% YIELD

DHT Holdings Inc

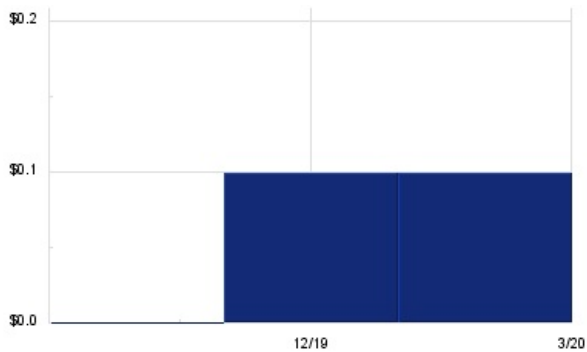


DHT Holdings operates a fleet of crude oil tankers. The fleet operates globally on international routes. Co. operates its vessels through its wholly owned management companies in Oslo, Norway and Singapore.

FLNG – KEY STATS

Name:	Flex LNG Ltd
Website:	www.flexlng.com
Sector:	Oil & Gas Exploration & Production

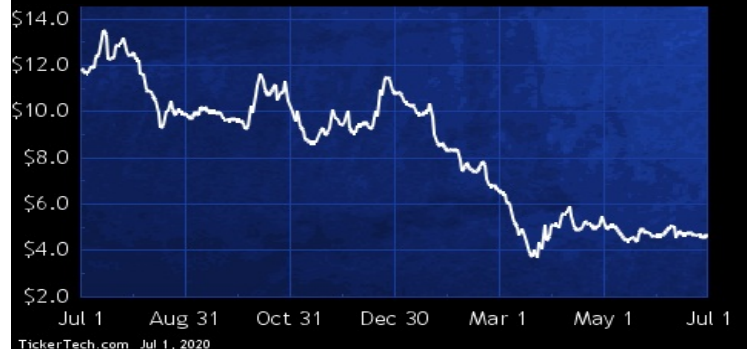
FLNG DIVIDEND HISTORY



TickerTech.com Jul 1, 2020

FLNG – 8.7% YIELD

Flex LNG Ltd



Flex LNG is engaged in the seaborne liquefied natural gas ("LNG") transportation through the ownership and operation of fuel efficient, fifth generation LNG carriers.

SFL – KEY STATS

Name:	SFL Corporation Ltd
Website:	www.shipfinance.bm
Sector:	Oil & Gas Equipment & Services
36 Month Beta:	1.30
Total Market Cap:	\$1,060,000,000
% Held by Institutions:	31.97%
% Held by ETFs:	3.14%

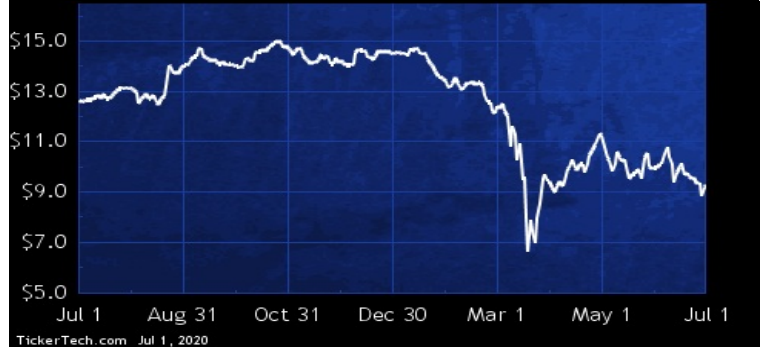
SFL DIVIDEND HISTORY



TickerTech.com Jul 1, 2020

SFL – 10.8% YIELD

SFL Corporation Ltd

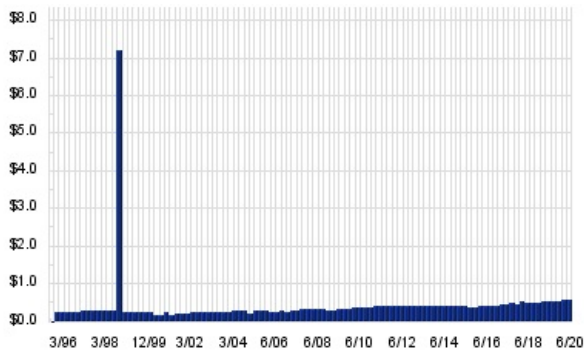


SFL is engaged primarily in the ownership and operation of vessels and offshore related assets, and also involved in the charter, purchase and sale of assets. Co. is an international ship owning and chartering company with an asset base across the maritime and offshore industries. Co.'s assets consisted of crude oil tankers, dry bulk carriers, container vessels (including capital lease vessels), car carriers, jack-up drilling rig, ultra-deepwater drilling units, offshore support vessels, chemical tankers and oil product tankers. Co.'s crude oil tankers, chemical tankers and oil product tankers are all double-hull vessels.

TRP – KEY STATS

Name:	TC Energy Corp
Website:	www.tcenergy.com
Sector:	Oil & Gas Equipment & Services
36 Month Beta:	0.65
Total Market Cap:	\$29,355,000,000
% Held by Institutions:	66.15%
% Held by ETFs:	0.71%

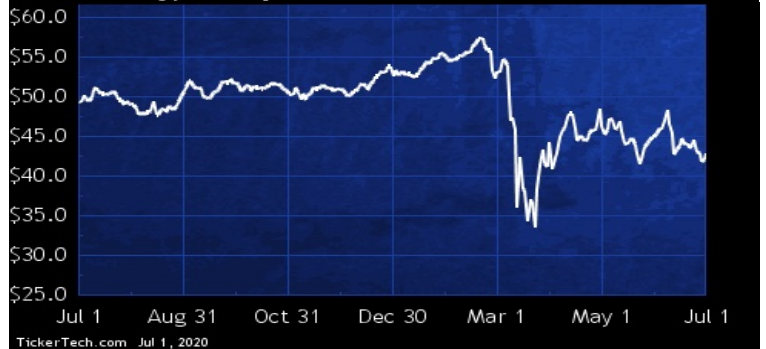
TRP DIVIDEND HISTORY



TickerTech.com Jul 1, 2020

TRP – 5.6% YIELD

TC Energy Corp



TC Energy is an energy company. Co. operates three business segments: natural gas pipeline, which transports natural gas across Canada, the U.S. and Mexico, and has regulated natural gas storage facilities in Michigan with a total capacity of 250 billion cubic ft.; liquids pipelines, which consists of wholly-owned and operated crude oil pipeline systems that connects Alberta and U.S. crude oil supplies to U.S. refining markets, as well as connecting U.S. crude oil supplies from the Cushing, OK hub to refining markets in the U.S. Gulf Coast; and energy, which includes a portfolio of power generation assets in Canada and the U.S., and unregulated natural gas storage assets in Alberta.

 **Energy Stock Channel**

 **Dividend Channel**

Nothing in Dividend Channel is intended to be investment advice, nor does it represent the opinion of, counsel from, or recommendations by BNK Invest Inc. or any of its affiliates, subsidiaries or partners. None of the information contained herein constitutes a recommendation that any particular security, portfolio, transaction, or investment strategy is suitable for any specific person. All viewers agree that under no circumstances will BNK Invest, Inc., its subsidiaries, partners, officers, employees, affiliates, or agents be held liable for any loss or damage caused by your reliance on information obtained. By visiting, using or viewing this site, you agree to the following [Full Disclaimer & Terms of Service](#). Video widget and dividend videos powered by Market News Video. Quote data delayed at least 20 minutes; data powered by Ticker Technologies, and Mergent. [Contact Dividend Channel](#); [Meet Our Editorial Staff](#).